

**AGENDA
IRVINE RANCH WATER DISTRICT
BOARD OF DIRECTORS
REGULAR MEETING**

September 22, 2025

CALL TO ORDER 5:00 p.m.

PLEDGE OF ALLEGIANCE

ROLL CALL Directors LaMar, Ferons, Swan, Withers, and President Reinhart

PUBLIC COMMENT NOTICE

This meeting will be held in-person at the District's headquarters located at 15600 Sand Canyon Avenue, Irvine, California. The meeting will also be broadcasted via Webex for those wanting to observe the meeting virtually.

To observe this meeting virtually, please join online using the link and information below:

Via Web: <https://irwd.webex.com/irwd/j.php?MTID=mdf87c047fc4c39e59773d21f3c94b4d6>

Meeting Number (Access Code): 2488 589 3785

Meeting Password: NRmQaTMK328

PLEASE NOTE: Webex observers of the meeting will be placed into the Webex lobby when the Board enters closed session. Participants who remain in the "lobby" will automatically be returned to the open session of the Board once the closed session has concluded. Observers joining the meeting while the Board is in closed session will receive a notice that the meeting has been locked. They will be able to observe the meeting once the closed session has concluded.

Public comments are limited to three minutes per speaker on each subject. If you wish to address the Board of Directors on any item, you may attend the meeting in person and submit a "speaker slip" to the Secretary. Forms are provided outside of IRWD's Board Room. If attending via Webex, please submit your request to speak, or your comment, via the "chat" feature and your remarks will be read into the record at the meeting. You may also submit a public comment in advance of the meeting by emailing comments@irwd.com before 12:00 p.m. on Monday, September 22, 2025.

COMMUNICATIONS TO THE BOARD

1. Written:
2. Oral:
3. ITEMS RECEIVED TOO LATE TO BE AGENDIZED

Recommendation: Determine the need to discuss and/or take immediate action on item(s).

PRESENTATIONS

4. PROCLAMATION

A proclamation will be presented to Mr. Malcolm Cortez for his 34 years of service to the District.

CONSENT CALENDAR, Items 5 through 7

5. BOARD MEETING MINUTES

Recommendation: That the minutes of the August 25, 2025 Regular Board meeting be approved as presented.

6. AUGUST 2025 TREASURY REPORT

Recommendation: That the Board receive and file the Treasurer's Investment Summary report, the summary of fixed and variable rate debt, and the disclosure report of reimbursements to Board members and staff, approve the August 2025 summary of payroll ACH payments in the total amount of \$2,815,677 and approve the August 2025 accounts payable disbursement summary of warrants 450717 through 451115, Workers' Compensation distributions, ACH payments, virtual card payments, wire transfers, payroll withholding distributions, and voided checks in the net total amount of \$22,880,589.

7. CYBERSECURITY THREAT DETECTION AND RESPONSE SERVICES RENEWAL

Recommendation: That the Board authorize the General Manager to execute a professional services agreement with LevelBlue in the amount of \$430,500 and a duration of three years for cybersecurity threat detection and response services.

ACTION CALENDAR

8. RENEWAL OF GROUP MEDICAL PLAN SERVICES AND HEALTHCARE BENEFITS CONTRIBUTION CHANGE FOR CALENDAR YEAR 2026

Recommendation: That the Board authorize the continuation of IRWD's health insurance coverage with CalPERS, including changes to the District and employee healthcare contribution rates, and authorize the General Manager to sign side letter agreements with IBEW to amend the existing healthcare benefits contribution language in the MOUs between the parties beginning January 1, 2026, through June 30, 2026.

ACTION CALENDAR, continued

9. SANTIAGO HILLS ZONE 5 TANK REHAB CONSTRUCTION AWARD

Recommendation: That the Board authorize the General Manager to execute a construction contract with DN in the amount of \$431,800; and authorize a budget addition in the amount of \$915,000 for the Santiago Hills Zone 5 Tank Leak Repair, Project 13316.

10. CLOUD GIS IMPLEMENTATION AND MANAGED SERVICES

Recommendation: That the Board authorize the General Manager to execute a professional services agreement with ROK Technologies, LLC in the amount of \$816,824 and a duration of three years for cloud geographic information system implementation and managed services.

OTHER BUSINESS

Pursuant to Government Code Section 54954.2, members of the Board of Directors or staff may ask questions for clarification, make brief announcements, and make brief reports on his/her own activities. The Board or a Board member may provide a reference to staff or other resources for information, request staff to report back at a subsequent meeting concerning any matter, or direct staff to place a matter of business on a future agenda. Such matters may be brought up under the General Manager's Report or Directors' Comments. Pursuant to AB 1234 and Government Code Section 53232.3(d), a written draft report of the meetings that any Board member attended on behalf of IRWD since the last Board Meeting will be available at the table near the Board Room entrance, and will be amended verbally, if necessary, during Directors' Comments.

11. General Manager's Report

12. Receive oral update(s) from District liaison(s) regarding communities within IRWD's service area and interests.

13. Directors' Comments and Meeting Reports

14. Adjournment

Availability of agenda materials: Agenda exhibits and other writings that are disclosable public records distributed to all or a majority of the members of the above-named Board in connection with a matter subject to discussion or consideration at an open meeting of the Board are available for public inspection in the District's office, 15600 Sand Canyon Avenue, Irvine, California ("District Office"). If such writings are distributed to members of the Board less than 72 hours prior to the meeting, they will be available from the District Secretary of the District Office at the same time as they are distributed to Board Members, except that if such writings are distributed one hour prior to, or during, the meeting, they will be available electronically via the Webex meeting noted. Upon request, the District will provide for written agenda materials in appropriate alternative formats, and reasonable disability-related modification or accommodation to enable individuals with disabilities to participate in and provide comments at public meetings. Please submit a request, including your name, phone number and/or email address, and a description of the modification, accommodation, or alternative format requested at least two days before the meeting. Requests should be emailed to comments@irwd.com. Requests made by mail must be received at least two days before the meeting. Requests will be granted whenever possible and resolved in favor of accessibility.

Note: This page is intentionally left blank.

September 22, 2025
Prepared and
submitted by: K. Swan
Approved by: Paul A. Cook *PAC*

CONSENT CALENDAR

BOARD MEETING MINUTES

SUMMARY:

Provided are the minutes of the August 25, 2025 Regular Board meeting for approval.

FISCAL IMPACTS:

None.

ENVIRONMENTAL COMPLIANCE:

Not applicable.

COMMITTEE STATUS:

Not applicable.

RECOMMENDATION:

THAT THE MINUTES OF THE AUGUST 25, 2025 REGULAR BOARD MEETING BE
APPROVED AS PRESENTED.

LIST OF EXHIBITS:

Exhibit "A" – August 25, 2025 Minutes

Note: This page is intentionally left blank.

MINUTES OF REGULAR MEETING – AUGUST 25, 2025

The regular meeting of the Board of Directors of the Irvine Ranch Water District (IRWD) was called to order by President Reinhart at 5:00 p.m. on August 25, 2025 at the District offices, 15600 Sand Canyon Avenue, Irvine.

Directors Present: Ferons, Withers, Swan, LaMar, and President Reinhart.

Directors Absent: None.

Also Present: General Manager Cook, Executive Director of Water Policy Weghorst, Executive Director of Finance and Administration Adly, Executive Director of Operations Chambers, Director of Financial Planning and Data Analytics Smithson, Director of Human Resources Mitcham, Director of Recycling Operations Zepeda, Director of Information Technology Kaneshiro, Director of Safety and Security Choi, Director of Maintenance Operations Manning, Director of Water Quality and Regulatory Compliance Colston, Director of Strategic Communications and Advocacy / Deputy General Counsel Compton, Director of Water Resources Nye, Director of Accounting & Treasury Lin, General Counsel Collins, Secretary Swan, members of the staff, and public.

Written and Oral Communications: None.

Items too late to be agendaized: None.

PRESENTATION

FINDINGS OF 2025 WATER SUPPLY RELIABILITY STUDY

Executive Director of Water Policy Weghorst and Senior Energy and Water Resources Planner Huang presented the 2025 Water Supply Reliability Study. In late 2022 the Board authorized staff to enter into a professional services agreement with HDR and DCSE to assist in the preparation of the 2025 IRWD Water Supply Reliability Study. Prepared with guidance from the IRWD Policy Papers, the 2020 Water Banking Needs assessment, and recent regional modeling work conducted by the Metropolitan Water District, the 2025 Water Supply Reliability Study evaluates the water supply reliability for the District under varying catastrophic event scenarios that could disrupt the District's access to water. The study's findings aligned with the 2020 Water Banking needs analysis, and reaffirmed the need for IRWD's continued investment in its Banking Projects as well as the Sites Reservoir Project.

Vice President LaMar reported that this item was reviewed by the Water Resources Policy and Communications Committee on August 12, 2025. He added, that although it's difficult to predict what will happen in the future, the study helps identify which resources will be available in the event of a disaster. Following discussion among staff and the Board, THE WATER RELIABILITY STUDY WAS RECEIVED AND FILED.

CONSENT CALENDAR

President Reinhart requested that Agenda Item No. 7 be moved to the Action Calendar.

On MOTION by LaMar, seconded by Withers, and carried unanimously, CONSENT CALENDAR ITEMS FIVE, SIX, AND EIGHT THROUGH TWELVE WERE APPROVED AS FOLLOWS:

5. BOARD MEETING MINUTES

Recommendation: That the minutes of the August 11, 2025 Regular Board meeting be approved as presented.

6. JULY 2025 TREASURY REPORT

Recommendation: That the Board receive and file the Treasurer's Investment Summary Report, the Summary of Fixed and Variable Rate Debt, and the Disclosure Report of Reimbursements to Board members and staff, approve the July 2025 Summary of Payroll ACH payments in the total amount of \$2,756,418 and approve the July 2025 accounts payable disbursement summary of warrants 450235 through 450716, Workers' Compensation distributions, ACH payments, virtual card payments, wire transfers, payroll withholding distributions, and voided checks in the net total amount of \$52,797,511.

8. ACWA COMMITTEE NOMINATIONS FOR THE 2026-2027 TERM

Recommendation: That the Board authorize the District to submit to the Association of California Water Agencies the Committee Consideration Form for Board and staff committee appointment nominees for the 2026-2027 term.

9. WATER SUPPLY ASSESSMENT FOR PLANNING AREA 52 PROJECT

Recommendation: That the Board approve the Water Supply Assessment for the Planning Area 52 Project.

10. ZONE A TO RATTLESNAKE RESERVOIR PUMP STATION FINAL ACCEPTANCE

Recommendation: That the Board accept construction of the Zone A to Rattlesnake Reservoir Pump Station; authorize the General Manager to file a Notice of Completion; and authorize the payment of the retention 35 days after the Date of Recoding the Notice of Completion for Project 05476.

11. SANTIAGO CANYON PUMP STATION IMPROVEMENTS FINAL ACCEPTANCE

Recommendation: That the Board accept construction of the Santiago Canyon Pump Station Improvements, authorize the General Manager to file a Notice of Completion, and authorize the payment of the retention 35 days after the Date of Recording the Notice of Completion for Project 01398.

12. DESIGNATION AND DISPOSAL OF EXEMPT SURPLUS REAL PROPERTY AT PEREZ RESERVOIR SITE

Recommendation: That the Board adopt the following resolution by title:

CONSENT CALENDAR (CONTINUED)

RESOLUTION NO. 2025 – 22

RESOLUTION OF THE BOARD OF DIRECTORS OF
IRVINE RANCH WATER DISTRICT
DECLARING CERTAIN REAL PROPERTY DESIGNATED APN 530-105-20 IS
“EXEMPT SURPLUS LAND” THAT IS NOT NECESSARY FOR
THE DISTRICT’S USE, AND AUTHORIZING DISTRICT STAFF TO
NEGOTIATE FOR AND DISPOSE OF THE PROPERTY

ACTION CALENDAR

7. 2025 LEGISLATIVE AND REGULATORY UPDATE

President Reinhart presented questions regarding various bills to Director of Strategic Communications and Advocacy / Deputy General Counsel Compton. Regarding AB 93 (Papan, D-San Mateo) – Water Demands of Data Centers, he questioned if companies would need to disclose the type of technology that the Data Centers use. Mrs. Compton explained that staff has worked with the author to amend the bill, and that the current version does not require the disclosure of proprietary information; rather, the data center owner would need to provide an estimate of expected water use when applying for or renewing a business license each year; and self-certify that it has provided the data center’s water supplier with a report of its annual use.

President Reinhart questioned what would constitute “sufficient backup” to operate critical fire suppression infrastructure as described in AB 367 (Bennett) – County Water Districts: County of Ventura: Fire Suppression. Director of Strategic Communications and Advocacy / Deputy General Counsel Compton answered that it would be providing backup energy within thirty minutes of a loss of power. She also stated while this is a Ventura County-specific bill, the Assemblymember has stated he intends to introduce a bill next year that would apply the same provision to all water providers statewide. She reminded the Board that the District currently has a “concerns” position on this bill, authorizing staff to work to improve the bill.

Following discussion among staff and the Board, on MOTION by Reinhart, seconded by Withers, and unanimously carried, THE BOARD ADOPTED A “WATCH” POSITION ON AB 93 (PAPAN), A “CONCERNS” POSITION ON AB 532 (RANSOM), AND A “SEEK AMENDMENTS” POSITION ON SB 616 (RUBIO).

OTHER BUSINESS

13. General Manager’s Report

General Manager Cook stated that he did not have a report for the evening.

14. Receive oral update(s) from District liaison(s) regarding communities within IRWD’s service area and interests.

Community Liaison Newell was unable to attend, but relayed to General Manager Cook that all was well in the canyons.

OTHER BUSINESS (CONTINUED)

15. Directors' Comments and Meeting Reports

Director Ferons reported on his participation in the OCWD Board Meeting via teleconference.

Director Withers reported on his attendance at the ACWA Quarterly Update via teleconference; the ACWA Quarterly Water Management Committee Meeting via teleconference; and the OCWA Monthly Industry Insight Meeting and Luncheon.

Director Swan reported on his participation in the MWDOC Administration and Finance Committee Meeting via teleconference; the ACWA Quarterly Energy Committee Meeting teleconference; the WACO Planning Committee Meeting via teleconference; the Urban Water Institute Board of Directors' Reception in San Diego; and the Urban Water Institute 2025 Annual Conference in San Diego.

Vice President LaMar reported on his participation in the ACWA Quarterly Committee Meetings via teleconference; the Natural Communities' Coalition tour of the Weir Canyon Cattle Project; the CMUA Legislative Committee meeting via teleconference; a meeting with staff and DWR Deputy Director Metzger; the Urban Water Institute 2025 Annual Conference, San Diego; and the Special ACWA Board of Directors' Meeting via teleconference.

President Reinhart reported on his participation in the MWDOC Administration and Finance Committee Meeting via teleconference; the OCWD Water Issues Committee meeting via teleconference; the OCWD Administration and Finance Issues Committee via teleconference; the MWDOC Board Meeting via teleconference; the Urban Water Institute 2025 Annual Conference in San Diego; and the Monthly Discussion of District Activities with the General Manager.

16. Closed Session

President Reinhart convened the meeting into Closed Session at 6:34 p.m. with General Counsel Collins announcing the following:

A. CONFERENCE WITH REAL PROPERTY NEGOTIATORS – Pursuant to Government Code Section 54956.8

Property: 1211 Edinger Avenue, Tustin, CA 92780, APN 430-252-14

Agency Negotiator: Paul Cook, General Manager, and Neveen Adly, Executive Director of Finance and Administration

Negotiating Parties: Vivian Janho Kaufman Family Trust

Under Negotiation: Price and Terms of Payment

B. CONFERENCE WITH REAL PROPERTY NEGOTIATORS – Pursuant to Government Code Section 54956.8

Property: Perez Reservoir Site (APN 530-105-20, County of Orange).

Agency Negotiator: Paul Cook, General Manager, and Neveen Adly, Executive Director of Finance and Administration

Negotiating Parties: To Be Determined

Under Negotiation: Price and Terms of Payment

OTHER BUSINESS (CONTINUED)

C. CONFERENCE WITH LABOR NEGOTIATORS – Pursuant to Government Code Section 54957.6.

Agency Designated Representatives: Paul Cook, General Manager, and
Tiffany Mitcham, Director of Human
Resources

Employee Groups: International Brotherhood of Electrical Workers
(AFL-CIO) Local #47 for the General Unit and the Non-
Exempt Supervisor Unit

D. CONFERENCE WITH LABOR NEGOTIATORS – Pursuant to Government Code Section 54957.6.

Agency Designated Representatives: Paul Cook, General Manager, and
Tiffany Mitcham, Director of Human
Resources

Employee Group: Managers, Supervisors and Confidential Employees

17. Open Session

Following the Closed Session, the meeting was reconvened in Open Session with Directors Ferons, LaMar, Reinhart, Swan, and Withers present. General Counsel announced that there were no actions to be reported on any of the items.

18. ADJOURNMENT

At 7:27 p.m., President Reinhart adjourned the Board meeting.

APPROVED and SIGNED this 22nd day of September 2025.

President, IRVINE RANCH WATER DISTRICT

District Secretary,
IRVINE RANCH WATER DISTRICT

APPROVED AS TO FORM:

Claire H. Collins, General Counsel
Hanson Bridgett LLP

Note: This page is intentionally left blank.

September 22, 2025
Prepared by: J. Davis
Submitted by: N. Adly
Approved by: Paul A. Cook *ACA.*

CONSENT CALENDAR

AUGUST 2025 TREASURY REPORT

SUMMARY:

The following is submitted for the Board's information and approval:

- A. The August 2025 Investment Summary Report. This Investment Summary Report conforms with the 2025 Investment Policy as outlined in Exhibit "A";
- B. The Summary of Fixed and Variable Rate Debt as of August 31, 2025, as outlined in Exhibit "B";
- C. The Monthly Interest Rate Swap Summary as of August 31, 2025, as outlined in Exhibit "C";
- D. The August 31, 2025, Disbursement Summary of warrants 450717 through 451115, Workers' Compensation distributions, ACH payments, virtual card payments, wire transfers, payroll withholding distributions, and voided checks in the net total amount of \$22,880,589 as outlined in Exhibit "D";
- E. The Summary of Payroll ACH payments in the total amount of \$2,815,677 as outlined in Exhibit "E"; and
- F. The Disclosure Report of Reimbursements to Board members and staff for August 2025, detailing payments or reimbursements for individual charges of \$100 or more per transaction as outlined in Exhibit "F".

FISCAL IMPACTS:

As of August 31, 2025, the book value of the investment portfolio was \$366,874,738, with a 4.23% rate of return and a market value of \$371,832,437.

As of August 31, 2025, the outstanding principal amount of fixed and variable rate debt was \$554,535,000. The monthly weighted average all-in variable rate was 2.18%. Including IRWD's weighted average fixed rate bond issues of 3.03% and the negative cash accruals from fixed payer interest rate swaps, which hedge a portion of the District's variable rate debt, the total average debt rate was 2.65%.

Payroll ACH payments totaled \$2,815,677. Wire transfers, other ACH payments, and checks issued for debt service, accounts payable, payroll, water purchases, and voided checks for August was \$22,880,589.

ENVIRONMENTAL COMPLIANCE:

This item is not a project as defined in the California Environmental Quality Act Code of Regulations, Title 14, Chapter 3, Section 15378.

COMMITTEE STATUS:

All items in this report were not submitted to a Committee; the investment and debt reports are submitted to the Finance and Personnel Committee monthly.

RECOMMENDATION:

THAT THE BOARD RECEIVE AND FILE THE TREASURER'S INVESTMENT SUMMARY REPORT, THE SUMMARY OF FIXED AND VARIABLE RATE DEBT, AND THE DISCLOSURE REPORT OF REIMBURSEMENTS TO BOARD MEMBERS AND STAFF, APPROVE THE AUGUST 2025 SUMMARY OF PAYROLL ACH PAYMENTS IN THE TOTAL AMOUNT OF \$2,815,677 AND APPROVE THE AUGUST 2025 ACCOUNTS PAYABLE DISBURSEMENT SUMMARY OF WARRANTS 450717 THROUGH 451115, WORKERS' COMPENSATION DISTRIBUTIONS, ACH PAYMENTS, VIRTUAL CARD PAYMENTS, WIRE TRANSFERS, PAYROLL WITHHOLDING DISTRIBUTIONS, AND VOIDED CHECKS IN THE NET TOTAL AMOUNT OF \$22,880,589.

LIST OF EXHIBITS:

- Exhibit "A" – Investment Summary Report
- Exhibit "B" – Summary of Fixed and Variable Debt
- Exhibit "C" – Monthly Interest Rate Swap Summary
- Exhibit "D" – Monthly Summary of District Disbursements
- Exhibit "E" – Monthly Payroll ACH Summary
- Exhibit "F" – Disclosure of Reimbursements to Board Members and Staff



Portfolio Summary Dashboard

08/01/2025 - 08/31/2025

Irvine Ranch Water District (491783)

Dated: 09/15/2025

Portfolio Summary

	Irvine Ranch Water District	Grand Total
Par Value	371,599,864.86	371,599,864.86
Principal Cost	366,874,737.51	366,874,737.51
Book Value	366,874,737.51	366,874,737.51
Market Value	371,832,436.56	371,832,436.56
Unrealized Gain/Loss	4,957,699.05	4,957,699.05
Accrued Interest	3,066,106.15	3,066,106.15

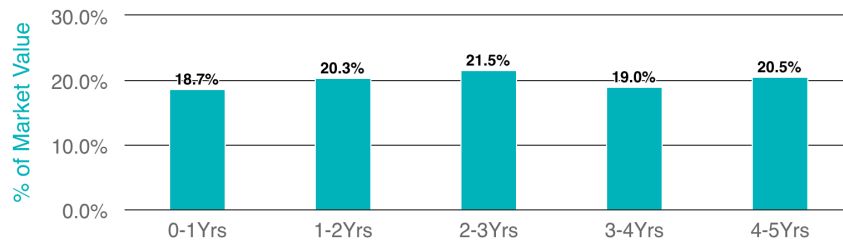
Footnotes: 1,2,3

Portfolio Characteristics

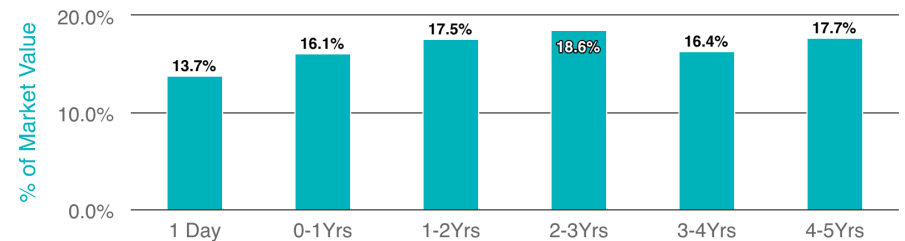
	Irvine Ranch Water District	Grand Total
Weighted Average Maturity	2.127	2.127
Portfolio Effective Duration	1.965	1.965
Weighted Average Life	2.128	2.128
Average Credit Rating	AA+	AA+
Yield at Cost	4.23	4.23

Footnotes: 1,2,3

Maturity Distribution (Excl. Cash & Equiv.)



Maturity Distribution (All)





Portfolio Summary Dashboard

08/01/2025 - 08/31/2025

Irvine Ranch Water District (491783)

Dated: 09/15/2025

Asset Allocation

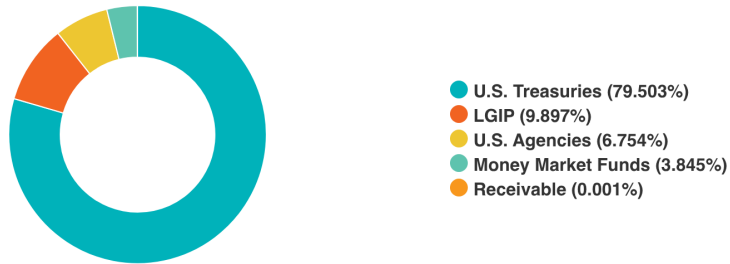


Chart calculated by: % of Market Value

Credit Quality



Chart calculated by: % of Market Value

Issuer Concentration

Issuer	Ending Current Units	Ending Book Value	% of Ending Book Value
United States Department of The Treasury	295,500,000.00	291,252,897.65	79.387%
California LAIF	36,801,391.44	36,801,391.44	10.031%
Federal Farm Credit Banks Funding Corporation	15,000,000.00	14,966,200.00	4.079%
Wells Fargo Govt Inst MMF	13,248,858.78	13,248,858.78	3.611%
Tennessee Valley Authority	5,000,000.00	4,984,075.00	1.359%
Federal Home Loan Mortgage Corporation	5,000,000.00	4,571,700.00	1.246%
Dreyfus Government Cash Management Fund	1,049,614.64	1,049,614.64	0.286%
UNITED STATES OF AMERICA	3,054.14	3,054.14	0.001%

Total	371,602,919.00	366,877,791.65	100.000%
--------------	-----------------------	-----------------------	-----------------

Footnotes: 2,4,5



Position Statement

CUSIP	DESCRIPTION	TRADE DATE SETTLE DATE	PAR VALUE	PRINCIPAL COST PURCHASED INTEREST	TOTAL COST	YIELD TO MATURITY	MATURITY DATE	DAYS TO MATURITY	MARKET PRICE MARKET VALUE	UNREALIZED GAIN/LOSS BOOK VALUE	% OF MV	MOODY'S S&P RATING
IRVINE RANCH WATER DISTRICT												
LGIP												
CALAIF	California LAIF	08/31/2025 08/31/2025	36,801,391.44	36,801,391.44 0.00	36,801,391.44	4.25		1	1.00 36,801,391.44	0.00 36,801,391.44	10.03	NA
LGIP TOTAL			36,801,391.44	36,801,391.44 0.00	36,801,391.44	4.25		1	1.00 36,801,391.44	0.00 36,801,391.44	10.03	NA
MONEY MARKET FUNDS												
262006307	DREYFUS GVT CM;INV	08/31/2025 08/31/2025	1,049,614.64	1,049,614.64 0.00	1,049,614.64	3.93		1	1.00 1,049,614.64	0.00 1,049,614.64	0.29	Aaa AAA
4277510061	Wells Fargo Govt Inst MMF	08/31/2025 08/31/2025	13,248,858.78	13,248,858.78 0.00	13,248,858.78	4.13		1	1.00 13,248,858.78	0.00 13,248,858.78	3.61	NA NA
MONEY MARKET FUNDS TOTAL			14,298,473.42	14,298,473.42 0.00	14,298,473.42	4.11		1	1.00 14,298,473.42	0.00 14,298,473.42	3.90	AAA
U.S. TREASURIES												
912797QE0	US TREASURY BILL 10/09/25	05/15/2025 05/16/2025	5,000,000.00	4,916,100.69 0.00	4,916,100.69	4.27	10/09/2025	39	99.57 4,978,464.80	62,364.11 4,916,100.69	1.36	P-1 A-1+
91282CFP1	US TREASURY 4.250 10/15/25	12/01/2022 12/01/2022	5,000,000.00	4,993,359.38 0.00	4,993,359.38	4.30	10/15/2025	45	99.99 4,999,609.40	6,250.02 4,993,359.38	1.36	Aa1 AA+
912828M56	US TREASURY 2.250 11/15/25	12/01/2023 12/01/2023	5,000,000.00	4,771,875.00 0.00	4,771,875.00	4.72	11/15/2025	76	99.58 4,978,906.25	207,031.25 4,771,875.00	1.36	Aa1 AA+
91282CGE5	US TREASURY 3.875 01/15/26	04/18/2024 04/18/2024	5,000,000.00	4,904,296.88 0.00	4,904,296.88	5.03	01/15/2026	137	99.89 4,994,726.55	90,429.68 4,904,296.88	1.36	Aa1 AA+
91282CGL9	US TREASURY 4.000 02/15/26	02/21/2024 02/21/2024	5,000,000.00	4,948,046.88 0.00	4,948,046.88	4.55	02/15/2026	168	99.95 4,997,265.65	49,218.77 4,948,046.88	1.36	Aa1 AA+
91282CKH3	US TREASURY 4.500 03/31/26	04/30/2024 04/30/2024	5,000,000.00	4,953,125.00 0.00	4,953,125.00	5.02	03/31/2026	212	100.27 5,013,671.90	60,546.90 4,953,125.00	1.37	Aa1 AA+
91282CHH7	US TREASURY 4.125 06/15/26	07/06/2023 07/06/2023	10,000,000.00	9,879,687.50 0.00	9,879,687.50	4.57	06/15/2026	288	100.14 10,014,062.50	134,375.00 9,879,687.50	2.73	Aa1 AA+
91282CHM6	US TREASURY 4.500 07/15/26	06/03/2024 06/03/2024	5,000,000.00	4,965,625.00 0.00	4,965,625.00	4.84	07/15/2026	318	100.49 5,024,609.40	58,984.40 4,965,625.00	1.37	Aa1 AA+
91282CHY0	US TREASURY 4.625 09/15/26	09/27/2023 09/27/2023	10,000,000.00	9,939,453.13 0.00	9,939,453.13	4.85	09/15/2026	380	100.79 10,078,515.60	139,062.47 9,939,453.13	2.75	Aa1 AA+
91282CJC6	US TREASURY 4.625 10/15/26	11/03/2023 11/03/2023	10,000,000.00	9,956,640.63 0.00	9,956,640.63	4.78	10/15/2026	410	100.87 10,086,718.80	130,078.17 9,956,640.63	2.75	Aa1 AA+
91282CJP7	US TREASURY 4.375 12/15/26	12/28/2023 12/28/2023	10,000,000.00	10,098,046.88 0.00	10,098,046.88	4.02	12/15/2026	471	100.73 10,073,046.90	(24,999.98) 10,098,046.88	2.75	Aa1 AA+
91282CJT9	US TREASURY 4.000 01/15/27	01/31/2024 01/31/2024	10,000,000.00	9,952,734.38 0.00	9,952,734.38	4.17	01/15/2027	502	100.31 10,031,250.00	78,515.62 9,952,734.38	2.73	Aa1 AA+
91282CEC1	US TREASURY 1.875 02/28/27	12/19/2024 12/19/2024	10,000,000.00	9,496,093.75 0.00	9,496,093.75	4.31	02/28/2027	546	97.33 9,732,812.50	236,718.75 9,496,093.75	2.65	Aa1 AA+
91282CKE0	US TREASURY 4.250 03/15/27	11/18/2024 11/18/2024	5,000,000.00	4,995,507.81 0.00	4,995,507.81	4.29	03/15/2027	561	100.79 5,039,648.45	44,140.64 4,995,507.81	1.37	Aa1 AA+



Position Statement

CUSIP	DESCRIPTION	TRADE DATE SETTLE DATE	PAR VALUE	PRINCIPAL COST PURCHASED INTEREST	TOTAL COST	YIELD TO MATURITY	MATURITY DATE	DAYS TO MATURITY	MARKET PRICE MARKET VALUE	UNREALIZED GAIN/LOSS BOOK VALUE	% OF MV	MOODY'S S&P RATING
91282CKV2	US TREASURY 4.625 06/15/27	02/05/2025 02/05/2025	5,000,000.00	5,044,921.88 0.00	5,044,921.88	4.22	06/15/2027	653	101.64 5,082,226.55	37,304.67 5,044,921.88	1.39	Aa1 AA+
91282CKZ3	US TREASURY 4.375 07/15/27	11/08/2024 11/08/2024	5,000,000.00	5,027,343.75 0.00	5,027,343.75	4.16	07/15/2027	683	101.29 5,064,648.45	37,304.70 5,027,343.75	1.38	Aa1 AA+
91282CFH9	US TREASURY 3.125 08/31/27	01/09/2025 01/09/2025	5,000,000.00	4,854,687.50 0.00	4,854,687.50	4.30	08/31/2027	730	99.05 4,952,539.05	97,851.55 4,854,687.50	1.35	Aa1 AA+
91282CFM8	US TREASURY 4.125 09/30/27	03/11/2024 03/11/2024	10,000,000.00	9,976,953.13 0.00	9,976,953.13	4.19	09/30/2027	760	101.01 10,100,781.30	123,828.17 9,976,953.13	2.75	Aa1 AA+
91282CLQ2	US TREASURY 3.875 10/15/27	01/07/2025 01/07/2025	5,000,000.00	4,943,359.38 0.00	4,943,359.38	4.31	10/15/2027	775	100.52 5,025,781.25	82,421.87 4,943,359.38	1.37	Aa1 AA+
91282CGH8	US TREASURY 3.500 01/31/28	05/24/2024 05/24/2024	10,000,000.00	9,623,437.50 0.00	9,623,437.50	4.62	01/31/2028	883	99.77 9,977,343.80	353,906.30 9,623,437.50	2.72	Aa1 AA+
9128283W8	US TREASURY 2.750 02/15/28	12/19/2024 12/19/2024	10,000,000.00	9,567,187.50 0.00	9,567,187.50	4.23	02/15/2028	898	98.02 9,802,343.80	235,156.30 9,567,187.50	2.67	Aa1 AA+
91282CBZ3	US TREASURY 1.250 04/30/28	07/18/2024 07/18/2024	5,000,000.00	4,496,484.38 0.00	4,496,484.38	4.15	04/30/2028	973	94.13 4,706,250.00	209,765.62 4,496,484.38	1.28	Aa1 AA+
91282CCE9	US TREASURY 1.250 05/31/28	01/07/2025 01/07/2025	5,000,000.00	4,513,671.88 0.00	4,513,671.88	4.37	05/31/2028	1,004	93.93 4,696,484.40	182,812.52 4,513,671.88	1.28	Aa1 AA+
91282CCH2	US TREASURY 1.250 06/30/28	04/16/2025 04/17/2025	5,000,000.00	4,618,554.69 0.00	4,618,554.69	3.80	06/30/2028	1,034	93.77 4,688,671.90	70,117.21 4,618,554.69	1.28	Aa1 AA+
91282CHQ7	US TREASURY 4.125 07/31/28	06/27/2024 06/27/2024	10,000,000.00	9,900,000.00 0.00	9,900,000.00	4.39	07/31/2028	1,065	101.47 10,146,875.00	246,875.00 9,900,000.00	2.77	Aa1 AA+
9128284V9	US TREASURY 2.875 08/15/28	08/16/2024 08/16/2024	5,000,000.00	4,820,312.50 0.00	4,820,312.50	3.85	08/15/2028	1,080	98.02 4,901,171.90	80,859.40 4,820,312.50	1.34	Aa1 AA+
91282CCY5	US TREASURY 1.250 09/30/28	08/09/2024 08/09/2024	5,000,000.00	4,504,296.88 0.00	4,504,296.88	3.86	09/30/2028	1,126	93.23 4,661,328.15	157,031.28 4,504,296.88	1.27	Aa1 AA+
91282CJF9	US TREASURY 4.875 10/31/28	11/28/2023 11/28/2023	10,000,000.00	10,179,687.50 0.00	10,179,687.50	4.46	10/31/2028	1,157	103.78 10,378,125.00	198,437.50 10,179,687.50	2.83	Aa1 AA+
91282CJN2	US TREASURY 4.375 11/30/28	12/15/2023 12/15/2023	5,000,000.00	5,106,640.63 0.00	5,106,640.63	3.90	11/30/2028	1,187	102.35 5,117,578.15	10,937.52 5,106,640.63	1.40	Aa1 AA+
91282CJR3	US TREASURY 3.750 12/31/28	12/13/2024 12/13/2024	5,000,000.00	4,924,218.75 0.00	4,924,218.75	4.16	12/31/2028	1,218	100.45 5,022,656.25	98,437.50 4,924,218.75	1.37	Aa1 AA+
91282CJW2	US TREASURY 4.000 01/31/29	04/16/2025 04/17/2025	5,000,000.00	5,025,585.94 0.00	5,025,585.94	3.85	01/31/2029	1,249	101.26 5,062,890.65	37,304.71 5,025,585.94	1.38	Aa1 AA+
9128286B1	US TREASURY 2.625 02/15/29	04/16/2025 04/17/2025	5,000,000.00	4,783,398.44 0.00	4,783,398.44	3.85	02/15/2029	1,264	96.84 4,841,796.90	58,398.46 4,783,398.44	1.32	Aa1 AA+
91282CKT7	US TREASURY 4.500 05/31/29	06/09/2025 06/09/2025	5,000,000.00	5,082,617.19 5,532.79	5,088,149.98	4.05	05/31/2029	1,369	103.02 5,151,171.90	68,554.71 5,082,617.19	1.40	Aa1 AA+
91282CEV9	US TREASURY 3.250 06/30/29	06/26/2025 06/30/2025	5,500,000.00	5,397,734.38 0.00	5,397,734.38	3.76	06/30/2029	1,399	98.66 5,426,093.75	28,359.37 5,397,734.38	1.48	Aa1 AA+
91282CLC3	US TREASURY 4.000 07/31/29	06/26/2025 06/27/2025	5,000,000.00	5,046,484.38 0.00	5,046,484.38	3.75	07/31/2029	1,430	101.33 5,066,406.25	19,921.87 5,046,484.38	1.38	Aa1 AA+
91282CLK5	US TREASURY 3.625 08/31/29	06/05/2025 06/06/2025	5,000,000.00	4,933,984.38 0.00	4,933,984.38	3.97	08/31/2029	1,461	99.97 4,998,437.50	64,453.12 4,933,984.38	1.36	Aa1 AA+
91282CFL0	US TREASURY 3.875 09/30/29	06/05/2025 06/06/2025	5,000,000.00	4,981,835.94 35,467.90	5,017,303.84	3.97	09/30/2029	1,491	100.89 5,044,531.25	62,695.31 4,981,835.94	1.38	Aa1 AA+



Position Statement

CUSIP	DESCRIPTION	TRADE DATE SETTLE DATE	PAR VALUE	PRINCIPAL COST PURCHASED INTEREST	TOTAL COST	YIELD TO MATURITY	MATURITY DATE	DAYS TO MATURITY	MARKET PRICE MARKET VALUE	UNREALIZED GAIN/LOSS BOOK VALUE	% OF MV	MOODY'S S&P RATING
91282CFT3	US TREASURY 4.000 10/31/29	06/13/2025 06/16/2025	5,000,000.00	4,997,656.25 25,543.48	5,023,199.73	4.01	10/31/2029	1,522	101.37 5,068,359.40	70,703.15 4,997,656.25	1.38	Aa1 AA+
91282CMA6	US TREASURY 4.125 11/30/29	06/05/2025 06/06/2025	5,000,000.00	5,031,250.00 3,381.15	5,034,631.15	3.97	11/30/2029	1,552	101.84 5,092,187.50	60,937.50 5,031,250.00	1.39	Aa1 AA+
91282CGB1	US TREASURY 3.875 12/31/29	06/26/2025 06/27/2025	7,500,000.00	7,529,003.91 0.00	7,529,003.91	3.78	12/31/2029	1,583	100.88 7,565,625.00	36,621.09 7,529,003.91	2.06	Aa1 AA+
91282CMG3	US TREASURY 4.250 01/31/30	06/13/2025 06/16/2025	5,000,000.00	5,047,460.94 0.00	5,047,460.94	4.02	01/31/2030	1,614	102.37 5,118,359.40	70,898.46 5,047,460.94	1.40	Aa1 AA+
91282CGQ8	US TREASURY 4.000 02/28/30	06/05/2025 06/06/2025	5,000,000.00	5,004,687.50 0.00	5,004,687.50	3.98	02/28/2030	1,642	101.41 5,070,703.15	66,015.65 5,004,687.50	1.38	Aa1 AA+
91282CMU2	US TREASURY 4.000 03/31/30	06/05/2025 06/06/2025	5,000,000.00	5,002,148.44 36,612.02	5,038,760.46	3.99	03/31/2030	1,673	101.38 5,068,750.00	66,601.56 5,002,148.44	1.38	Aa1 AA+
91282CMZ1	US TREASURY 3.875 04/30/30	06/05/2025 06/06/2025	5,000,000.00	4,973,828.12 19,480.30	4,993,308.42	3.99	04/30/2030	1,703	100.85 5,042,578.15	68,750.03 4,973,828.12	1.37	Aa1 AA+
91282CNG2	US TREASURY 4.000 05/31/30	06/05/2025 06/06/2025	5,000,000.00	5,002,539.06 3,278.69	5,005,817.75	3.99	05/31/2030	1,734	101.40 5,069,921.90	67,382.84 5,002,539.06	1.38	Aa1 AA+
91282CNK3	US TREASURY 3.875 06/30/30	06/26/2025 06/30/2025	7,500,000.00	7,519,628.91 0.00	7,519,628.91	3.82	06/30/2030	1,764	100.84 7,562,695.35	43,066.44 7,519,628.91	2.06	Aa1 AA+
U.S. TREASURIES TOTAL			290,500,000.00	286,232,194.52 129,296.33	286,361,490.85	4.24		914	100.09 290,618,621.70	4,386,427.18 286,232,194.52	79.22	AA+
U.S. AGENCIES												
3137EAEX3	FREDDIE MAC 0.375 09/23/25 MTN	04/21/2023 04/21/2023	5,000,000.00	4,571,700.00 0.00	4,571,700.00	4.13	09/23/2025	23	99.77 4,988,300.00	416,600.00 4,571,700.00	1.36	Aa1 AA+
3133ENK82	FED FARM CR BNKS 4.125 12/12/25 '25	12/01/2022 12/01/2022	5,000,000.00	4,920,500.00 0.00	4,920,500.00	4.69	12/12/2025	103	99.93 4,996,450.00	75,950.00 4,920,500.00	1.36	Aa1 AA+
3133ER6D8	FED FARM CR BNKS 4.000 03/07/29	04/16/2025 04/17/2025	10,000,000.00	10,045,700.00 44,444.44	10,090,144.44	3.87	03/07/2029	1,284	101.05 10,105,100.00	59,400.00 10,045,700.00	2.75	Aa1 AA+
880591FE7	TVA 3.875 08/01/30	08/08/2025 08/11/2025	5,000,000.00	4,984,075.00 1,614.58	4,985,689.58	3.95	08/01/2030	1,796	100.48 5,024,100.00	40,025.00 4,984,075.00	1.37	Aa1 AA+
U.S. AGENCIES TOTAL			25,000,000.00	24,521,975.00 46,059.02	24,568,034.02	4.10		901	100.46 25,113,950.00	591,975.00 24,521,975.00	6.85	AA+
MATURITY/SALE RECEIVABLE												
91282CHV6	UNITED STATES TREASURY 5.0 08/31/2025	11/15/2024 11/15/2024	5,000,000.00	5,000,000.00 0.00	5,000,000.00	4.45	08/31/2025	0	100.00 5,000,000.00	0.00 5,000,000.00	0.00	NA NA
MATURITY/SALE RECEIVABLE TOTAL			5,000,000.00	5,000,000.00 0.00	5,000,000.00	4.45		0	100.00 5,000,000.00	0.00 5,000,000.00	0.00	AA+
IRVINE RANCH WATER DISTRICT TOTAL			371,599,864.86	366,854,034.38 175,355.35	367,029,389.73	4.23		786	371,832,436.56	4,978,402.18 366,854,034.38	100.00	AA+
GRAND TOTAL			371,599,864.86	366,854,034.38 175,355.35	367,029,389.73	4.23		786	371,832,436.56	4,978,402.18 366,854,034.38	100.00	AA+

Transaction Statement

IRVINE RANCH WATER DISTRICT									
	TRADE DATE	SETTLE DATE	CUSIP	DESCRIPTION	PAR VALUE	PRINCIPAL COST	PURCHASED INTEREST	TOTAL	PURCHASE YIELD
BUY									
	08/08/2025	08/11/2025	880591FE7	TVA 3.875 08/01/30	5,000,000.00	4,984,075.00	1,614.58	(4,985,689.58)	3.95
BUY TOTAL					5,000,000.00	4,984,075.00	1,614.58	(4,985,689.58)	3.95
	TRADE DATE	SETTLE DATE	CUSIP	DESCRIPTION	PAR VALUE	BOOK VALUE		TOTAL	NET REALIZED GAIN/LOSS
MATURITY									
	08/31/2025	09/02/2025	91282CHV6	UNITED STATES TREASURY 5.0 08/31/2025		5,020,703.13		0.00	
MATURITY TOTAL						5,020,703.13		0.00	
	TRADE DATE	SETTLE DATE	CUSIP	DESCRIPTION	PAR VALUE	BOOK VALUE		TOTAL	NET REALIZED GAIN/LOSS
SELL									
	08/08/2025	08/11/2025	9128286B1	US TREASURY 2.625 02/15/29	(5,000,000.00)	4,783,398.44		4,815,820.31	32,421.87
SELL TOTAL					(5,000,000.00)	4,783,398.44		4,815,820.31	32,421.87



Future Maturities

Irvine Ranch Water District (491783)

Base Currency: USD As of 09/01/2025

Dated: 09/15/2025

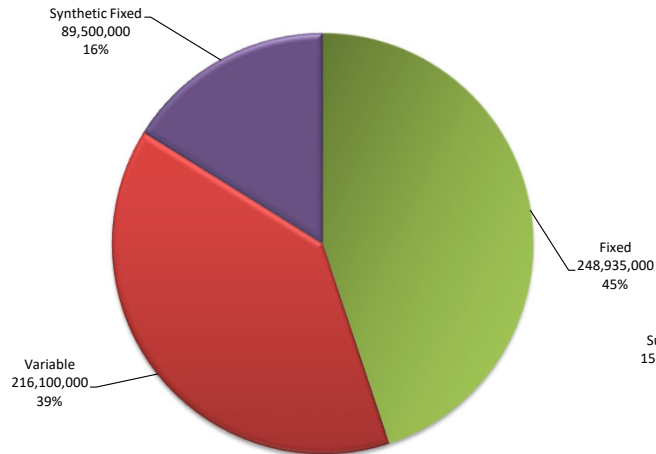
<i>Maturity Bands</i>	<i>Identifier</i>	<i>Security Description</i>	<i>Final Maturity</i>	<i>Asset Type</i>	<i>Base Current Units</i>	<i>Base Original Cost</i>	<i>Base Market Value + Accrued</i>
1 Month	---	---	09/03/2025	---	56,099,864.86	55,671,564.86	56,096,559.02
2 Months	---	---	10/12/2025	U.S. Treasuries	10,000,000.00	9,909,460.07	10,059,358.35
3 Months	912828M56	US TREASURY 2.250 11/15/25	11/15/2025	U.S. Treasuries	5,000,000.00	4,771,875.00	5,012,533.97
6 Months	---	---	01/14/2026	---	15,000,000.00	14,772,843.75	15,069,856.38
9 Months	91282CKH3	US TREASURY 4.500 03/31/26	03/31/2026	U.S. Treasuries	5,000,000.00	4,953,125.00	5,108,958.79
12 Months	---	---	06/25/2026	U.S. Treasuries	15,000,000.00	14,845,312.50	15,157,668.02
<12 Months	---	---	08/07/2028	---	260,500,000.00	256,929,853.20	262,997,981.36
---	---	---	10/26/2027	---	366,599,864.86	361,854,034.38	369,502,915.89

* Grouped by: Maturity Bands. * Groups Sorted by: Maturity Bands. * Filtered By: Identifier ≠ "CCYUSD". * Weighted by: Base Market Value + Accrued. * Holdings Displayed by: Position.

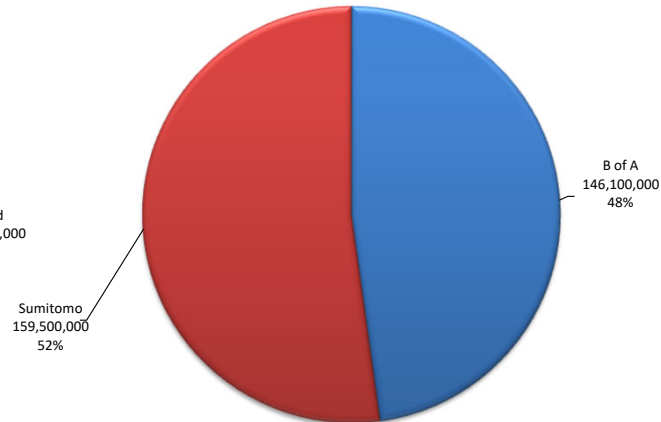
Note: This page is intentionally left blank.

Exhibit "B"
Irvine Ranch Water District
Summary of Fixed and Variable Rate Debt
August 2025

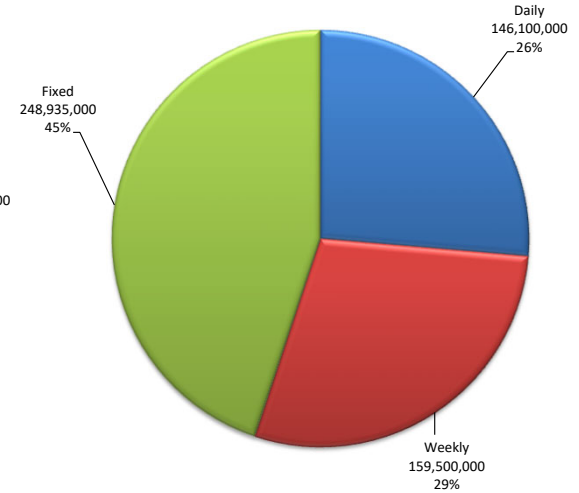
Current Debt Mix By Type



Letters of Credit / Support



Current Debt Rate Reset



Outstanding Par by Series

Series	Issue Date	Maturity Date	Remaining Principal	Percent	Letter of Credit/Support	Rmkt Agent	Mode	Reset
Series 2008-A Refunding	04/24/08	07/01/35	\$34,500,000	6.22%	Sumitomo	BAML	Variable	Weekly
Series 2025-A Refunding	07/15/25	05/01/40	\$125,000,000	22.54%	Sumitomo	BAML	Variable	Weekly
Series 2011-A-1 Refunding	04/15/11	10/01/37	\$36,660,000	6.61%	B of A	Goldman	Variable	Daily
Series 2011-A-2 Refunding	04/15/11	10/01/37	\$24,440,000	4.41%	B of A	Goldman	Variable	Daily
Series 2009 - A	06/04/09	10/01/41	\$42,500,000	7.66%	B of A	US Bank	Variable	Daily
Series 2009 - B	06/04/09	10/01/41	\$42,500,000	7.66%	B of A	Goldman	Variable	Daily
2016 COPS	09/01/16	03/01/46	\$96,935,000	17.48%	N/A	N/A	Fixed	Fixed
Series 2025-B Refunding	07/25/25	05/01/35	\$57,890,000	10.44%	N/A	N/A	Fixed	Fixed
Series 2016	10/12/16	02/01/46	\$94,110,000	16.97%	N/A	N/A	Fixed	Fixed
Total			\$554,535,000	100.00%				

IRVINE RANCH WATER DISTRICT
SUMMARY OF FIXED & VARIABLE RATE DEBT

August-25

Daily																								
Weekly																								
GENERAL BOND INFORMATION							LETTER OF CREDIT INFORMATION										TRUSTEE INFORMATION							
VARIABLE RATE ISSUES	Issue Date	Maturity Date	Principal Payment Date	Payment Date	Original Par Amount	Remaining Principal	Letter of Credit	Reimbursement Agreement Date	L/C Exp. Date	Prior Letter of Credit Bank	MOODY'S	S&P	FITCH	LOC Stated Amount	LOC Fee	Annual LOC Cost	Rmkt Agent	Reset	Rmkt Fees	Annual Cost	Trustee			
SERIES 2008-A Refunding	04/24/08	07/01/35	Jul 1	5th Bus. Day	\$60,215,000	\$34,500,000	SUMITOMO	04/01/11	03/13/28	SUMITOMO	A1/P-1	A/A-1	A/F1	\$35,010,411	0.3400%	\$119,035	BAML	WED	0.07%	\$24,150	BANK OF NY			
SERIES 2025-A Refunding	07/15/25	05/01/40	May 1, 2035	1st Bus. Day	\$125,000,000	\$125,000,000	SUMITOMO	07/01/25	07/25/29	SUMITOMO	NA	A/A	A/F1	\$127,054,795	0.3150%	\$400,223	BAML	WED	0.07%	\$87,500	US BANK			
SERIES 2011-A-1 Refunding	04/15/11	10/01/37	Oct 1	1st Bus. Day	\$60,545,000	\$36,660,000	B of A	02/01/24	02/08/27	B of A	Aa1/VMIG1	A+/A-1	AAA/F1+	\$37,069,788	0.3200%	\$118,623	Goldman	DAILY	0.07%	\$25,662	BANK OF NY			
SERIES 2011-A-2 Refunding	04/15/11	10/01/37	Oct 1	1st Bus. Day	\$40,370,000	\$24,440,000	B of A	02/01/24	02/08/27	B of A	Aa1/VMIG1	A+/A-1	AAA/F1+	\$24,713,192	0.3200%	\$79,082	Goldman	DAILY	0.07%	\$17,108	BANK OF NY			
SERIES 2009 - A	06/04/09	10/01/41	Oct 1	1st Bus. Day	\$75,000,000	\$42,500,000	B of A	04/01/25	05/01/28	US BANK	Aa1/VMIG1	A+/A-1	AAA/F1+	\$42,975,068	0.3400%	\$146,115	US Bank	DAILY	0.07%	\$29,750	US BANK			
SERIES 2009 - B	06/04/09	10/01/41	Oct 1	1st Bus. Day	\$75,000,000	\$42,500,000	B of A	04/01/11	05/01/28	B of A	Aa1/VMIG1	A+/A-1	AAA/F1+	\$42,975,068	0.3400%	\$146,115	Goldman	DAILY	0.07%	\$29,750	US BANK			
					\$436,130,000	\$305,600,000	SUB-TOTAL VARIABLE RATE DEBT							\$309,798,323	0.3258%	\$1,009,194								
										(Wt. Avg)										(Wt. Avg)				
FIXED RATE ISSUES																								
2016 COPS	09/01/16	03/01/46	Mar 1	Mar/Sept	\$116,745,000	\$96,935,000	N/A	N/A	N/A	N/A	NR	AAA	AAA	N/A	N/A	N/A	N/A	N/A	N/A	N/A	US BANK			
SERIES 2016	10/12/16	02/01/46	Feb 1	Feb/Aug	\$103,400,000	\$94,110,000	N/A	N/A	N/A	N/A	NR	AAA	AAA	N/A	N/A	N/A	N/A	N/A	N/A	N/A	BANK OF NY			
SERIES 2025B Refunding	07/15/25	05/01/35	May 1, 2026	May/Nov	\$57,890,000	\$57,890,000	N/A	N/A	N/A	N/A	NR	AAA	AAA	N/A	N/A	N/A	N/A	N/A	N/A	N/A	US BANK			
					\$278,035,000	\$248,935,000	SUB-TOTAL FIXED RATE DEBT																	
					\$714,165,000	\$554,535,000	TOTAL- FIXED & VARIABLE RATE DEBT																	

Remarketing Agents			GO VS COP's		
Goldman	103,600,000	34%	GO:	457,600,000	83%
BAML	159,500,000	52%	COPS:	96,935,000	17%
US Bank	42,500,000	14%	Total	<u>554,535,000</u>	
<u>305,600,000</u>					

LOC Banks			Breakdown Between Variable & Fixed Rate Mode		
SUMITOMO	159,500,000	52%	Daily Issues	146,100,000	26%
BANK OF AMERICA	146,100,000	48%	Weekly Issues	159,500,000	29%
			Sub-Total	<u>305,600,000</u>	
			Fixed Rate Issues	\$248,935,000	45%
			Sub-Total - Fixed	<u>248,935,000</u>	
			TOTAL DEBT		
			FIXED & VAR.	<u>554,535,000</u>	100%

SUMMARY OF DEBT RATES
Aug-25

Rmkt Agent Mode	GOLDMAN DAILY	GOLDMAN DAILY	GOLDMAN DAILY	MERRILL LYNCH WEEKLY	MERRILL LYNCH WEEKLY	US BANK DAILY
Bond Issue	2009 - B	2011 A-1	2011 A-2	2008-A	2025 - A	2009-A
Par Amount	42,500,000	36,660,000	24,440,000	34,500,000	125,000,000	42,500,000
LOC Bank	BOFA	BOFA	BOFA	Sumitomo	Sumitomo	BOFA
Reset				Wednesday	Wednesday	
8/1/2025	1.55%	1.55%	1.55%	1.15%	1.15%	1.50%
8/2/2025	1.55%	1.55%	1.55%	1.15%	1.15%	1.50%
8/3/2025	1.55%	1.55%	1.55%	1.15%	1.15%	1.50%
8/4/2025	0.70%	0.70%	0.70%	1.15%	1.15%	0.70%
8/5/2025	0.75%	0.75%	0.75%	1.15%	1.15%	0.60%
8/6/2025	1.10%	1.10%	1.10%	1.15%	1.15%	0.85%
8/7/2025	1.40%	1.40%	1.40%	0.65%	0.65%	1.20%
8/8/2025	2.00%	2.00%	2.00%	0.65%	0.65%	1.90%
8/9/2025	2.00%	2.00%	2.00%	0.65%	0.65%	1.90%
8/10/2025	2.00%	2.00%	2.00%	0.65%	0.65%	1.90%
8/11/2025	2.15%	2.15%	2.15%	0.65%	0.65%	2.10%
8/12/2025	2.15%	2.15%	2.15%	0.65%	0.65%	2.10%
8/13/2025	2.25%	2.25%	2.25%	0.65%	0.65%	2.25%
8/14/2025	2.55%	2.55%	2.55%	1.71%	1.71%	2.45%
8/15/2025	2.65%	2.65%	2.65%	1.71%	1.71%	2.60%
8/16/2025	2.65%	2.65%	2.65%	1.71%	1.71%	2.60%
8/17/2025	2.65%	2.65%	2.65%	1.71%	1.71%	2.60%
8/18/2025	2.35%	2.35%	2.35%	1.71%	1.71%	2.15%
8/19/2025	2.20%	2.20%	2.20%	1.71%	1.71%	2.20%
8/20/2025	2.25%	2.25%	2.25%	1.71%	1.71%	2.20%
8/21/2025	2.50%	2.50%	2.50%	1.63%	1.63%	2.50%
8/22/2025	2.85%	2.80%	2.80%	1.63%	1.63%	2.65%
8/23/2025	2.85%	2.80%	2.80%	1.63%	1.63%	2.65%
8/24/2025	2.85%	2.80%	2.80%	1.63%	1.63%	2.65%
8/25/2025	2.60%	2.55%	2.55%	1.63%	1.63%	2.55%
8/26/2025	2.55%	2.50%	2.50%	1.63%	1.63%	2.50%
8/27/2025	2.72%	2.72%	2.72%	1.63%	1.63%	2.55%
8/28/2025	3.05%	3.05%	3.02%	1.58%	1.58%	2.85%
8/29/2025	3.58%	3.58%	3.58%	1.58%	1.58%	3.25%
8/30/2025	3.58%	3.58%	3.58%	1.58%	1.58%	3.25%
8/31/2025	3.58%	3.58%	3.58%	1.58%	1.58%	3.25%
Avg Interest Rates	2.30%	2.33%	2.33%	1.33%	1.34%	2.18%
Rmkt Fee	0.07%	0.07%	0.07%	0.07%	0.07%	0.07%
LOC Fee	0.34%	0.32%	0.32%	0.34%	0.32%	0.34%
All-In Rate	2.71%	2.72%	2.72%	1.74%	1.72%	2.59%
Par Amount	103,600,000			159,500,000		42,500,000

Interest Rate Mode	Percent of Total Variable Rate Debt	Par Outstanding	Weighted All-In Average Rate	Base Rate Average
Daily	47.81%	146,100,000	2.68%	2.27%
Weekly	52.19%	159,500,000	1.72%	1.33%
	100.00%	\$305,600,000	2.18%	1.78%
Fixed				
COPS 2016	38.94%	96,935,000	2.90%	
SERIES 2025 B	23.26%	57,890,000	2.77%	
SERIES 2016	37.81%	94,110,000	3.32%	
	100.00%	\$248,935,000	3.03%	
All-In Debt Rate Including \$60 Million Notional Amount of Swaps				2.65%

Note: This page is intentionally left blank.

Exhibit "C"

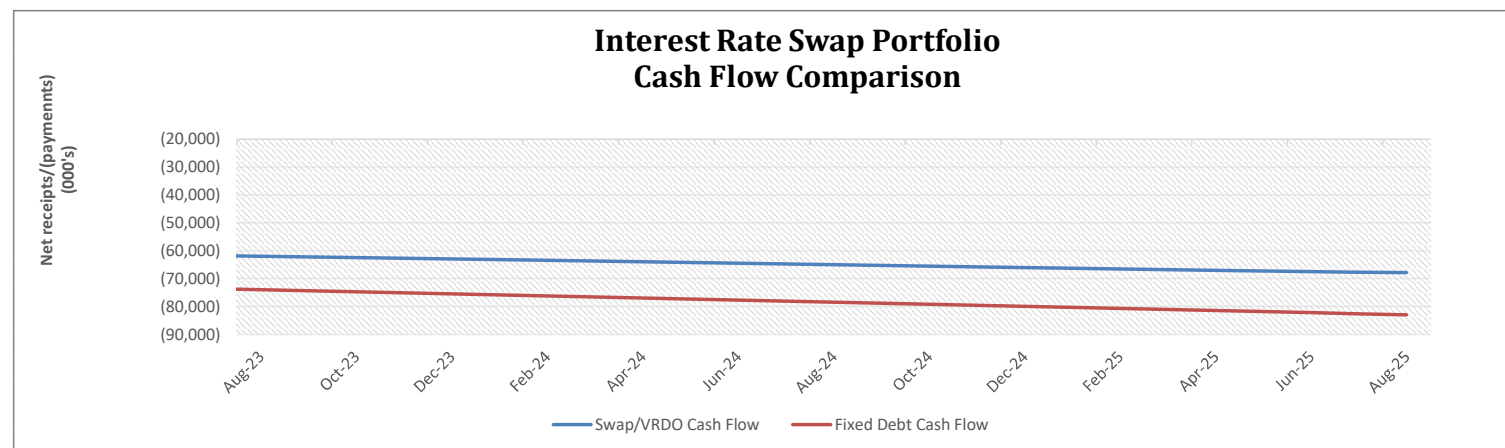
Irvine Ranch Water District Interest Rate Swap Summary August 2025

	Prior Mo.	Current Mo.	12-Mo Avg
SFR1M (Lbr Rpl) Avg %	4.46%	4.45%	4.46%

Current Fiscal Year Active Swaps								Cash Flow				(Since 3/07)	Mark to Market	
Effective Date	Maturity Date	Years to Maturity	Counter Party	Notional Amt	Type	Base Index	Fixed Rate	Prior Month	Current Month	Fiscal YTD	Cumulative Net Accrual		Current Mark to Market	Notional Difference
Fixed Payer Swaps - By Effective Date														
3/10/2007	3/10/2029	3.5	ML	30,000,000	FXP	LIBOR	5.687%	(32,112)	(20,998)	(53,110)	(22,291,566)		27,741,588	(2,258,412)
3/10/2007	3/10/2029	3.5	CG	30,000,000	FXP	LIBOR	5.687%	(32,112)	(20,998)	(53,110)	(22,291,359)		27,741,240	(2,258,760)
Totals/Weighted Avgs				\$ 60,000,000			5.687%	\$ (64,224)	\$ (41,996)	\$ (106,220)	\$ (44,582,926)		\$ 55,482,828	\$ (4,517,172)
Total Current Year Active Swaps				\$ 60,000,000				\$ (64,224)	\$ (41,996)	\$ (106,220)	\$ (44,582,926)		\$ 55,482,828	\$ (4,517,172)

Current Fiscal Year Terminated Swaps								Cash Flow					Mark to Market	
Effective Date	Maturity Date		Counter Party	Notional Amt	Type	Base Index	Fixed Rate	Prior Month	Current Month	Fiscal YTD	Cumulative Net Accrual		Current Mark to Market	Notional Difference
Total Current Year Terminated Swaps								\$ -	\$ -	\$ -	\$ -		\$ -	\$ -

Current Fiscal Year - Total Swaps								Cash Flow					Mark to Market	
Effective Date	Maturity Date		Counter Party	Notional Amt	Type	Base Index	Fixed Rate	Prior Month	Current Month	Fiscal YTD	Cumulative Net Accrual		Current Mark to Market	Notional Difference
Total Current Year Active & Terminated Swaps								\$ (64,224)	\$ (41,996)	\$ (106,220)	\$ (44,582,926)		\$ 55,482,828	\$ (4,517,172)



Cash Flow Comparison Synthetic Fixed vs. Fixed Rate Debt	
<u>Cash Flow to Date</u>	
Synthetic Fixed =	\$67,852,629
Fixed Rate =	\$82,927,015
<u>Assumptions:</u>	
- Fixed rate debt issued at 4.93% in Mar-07 (estimated TE rate - Bloomberg)	
- 'Synthetic' includes swap cash flow + interest + fees to date	

Note: This page is intentionally left blank.

Exhibit "D"

IRVINE RANCH WATER DISTRICT
AP DISBURSEMENTS AND VOIDS FOR AUGUST 2025

CHECK OR ELECTRONIC #	PAYMENT DATE	SUPPLIER	PAYMENT AMOUNT
450717	7-Aug-25	8X8 INC	12,702.01
450718	7-Aug-25	ACCUSOURCE, INC.	2,057.40
450719	7-Aug-25	ADVANCED INTEGRATION & CONTROLS	55,600.00
450720	7-Aug-25	AGILENT TECHNOLOGIES, INC.	1,011.50
450721	7-Aug-25	AIR TECHNOLOGY LABORATORIES	720.50
450722	7-Aug-25	AIRGAS, INC.	2,247.10
450723	7-Aug-25	ALAN SMITH POOL PLASTERING, INC	1,206.15
450724	7-Aug-25	APCO GRAPHICS INC	291.38
450725	7-Aug-25	AT&T CORP	79.13
450726	7-Aug-25	AT&T CORP	3,988.75
450727	7-Aug-25	BANK OF NEW YORK MELLON TRUST COMPANY NA	2,529.00
450728	7-Aug-25	BPS SUPPLY GROUP	1,752.98
450729	7-Aug-25	BROWN AND CALDWELL	1,732.43
450730	7-Aug-25	BRUCE HADLEY NEWELL	1,250.00
450731	7-Aug-25	BUREAUCOM LLC	1,800.00
450732	7-Aug-25	CALIFORNIA INVASIVE PLANT COUNCIL	1,000.00
450733	7-Aug-25	CALIFORNIA NEWSPAPERS PARTNERSHIP	4,609.45
450734	7-Aug-25	CALIFORNIA WATER EFFICIENCY PARTNERSHIP	4,763.78
450735	7-Aug-25	CANON U.S.A., INC.	1,523.76
450736	7-Aug-25	CANON U.S.A., INC.	24.05
450737	7-Aug-25	CAUSEY PUBLIC FINANCE, LLC	2,500.00
450738	7-Aug-25	CHANG, HSU-HSIANG	5.10
450739	7-Aug-25	CHAPMAN AND CUTLER LLP	50,000.00
450740	7-Aug-25	CHARLES P CROWLEY COMPANY INC	11,745.14
450741	7-Aug-25	CITY OF SANTA ANA	400.83
450742	7-Aug-25	CITY OF TUSTIN	489.90
450743	7-Aug-25	CONTINENTAL AMERICAN INSURANCE COMPANY	2,081.68
450744	7-Aug-25	CORE & MAIN LP	5,441.16
450745	7-Aug-25	COUNTY OF ORANGE	132.00
450746	7-Aug-25	COUNTY OF ORANGE	57,810.34
450747	7-Aug-25	COX COMMUNICATIONS, INC.	362.68
450748	7-Aug-25	CR & R INCORPORATED	216.03
450749	7-Aug-25	CRH CALIFORNIA WATER, INC	22,185.00
450750	7-Aug-25	DELL MARKETING LP	2,211.06
450751	7-Aug-25	DETECTION INSTRUMENTS CORP	9,394.73
450752	7-Aug-25	DIRECTV INC	315.98
450753	7-Aug-25	DONIS, EDDY	46.68
450754	7-Aug-25	DOPUDJA & WELLS CONSULTING INC.	21,430.00
450755	7-Aug-25	ENVIRONMENTAL CHEMICAL CORP	1,077.75
450756	7-Aug-25	FASTBLUE COMMUNICATIONS INC.	1,988.72
450757	7-Aug-25	FEDEX	167.97
450758	7-Aug-25	FERGUSON US HOLDINGS, INC.	11,889.13
450759	7-Aug-25	FISHER SCIENTIFIC COMPANY, LLC	5,480.76
450760	7-Aug-25	FOSTER & FOSTER CONSULTING ACTUARIES, INC.	32,000.00
450761	7-Aug-25	FUSCOE ENGINEERING, INC.	5,537.50
450762	7-Aug-25	GARY BALE REDI-MIX CONCRETE, INC.	2,108.15
450763	7-Aug-25	GOLDMAN, SACHS & CO. LLC	17,963.15

IRVINE RANCH WATER DISTRICT
AP DISBURSEMENTS AND VOIDS FOR AUGUST 2025

CHECK OR ELECTRONIC #	PAYMENT DATE	SUPPLIER	PAYMENT AMOUNT
450764	7-Aug-25	HACH COMPANY	16,887.29
450765	7-Aug-25	HENSEL PHELPS CONSTRUCTION CO	501.87
450766	7-Aug-25	HI-LINE INC	399.04
450767	7-Aug-25	IMAGEMASTER LLC	7,000.00
450768	7-Aug-25	IMPERIAL SPRINKLER SUPPLY, INC.	401.51
450769	7-Aug-25	INFOSEND, INC.	18.40
450770	7-Aug-25	IRON MOUNTAIN INCORPORATED	78.56
450771	7-Aug-25	JLL CALIBRATION ACQUISITION COMPANY	3,000.00
450772	7-Aug-25	JO-KELL, INC.	300.03
450773	7-Aug-25	KAESER COMPRESSORS, INC.	6,215.57
450774	7-Aug-25	KAN VENTURES, INC	15,500.00
450775	7-Aug-25	KESINGER, PHILLIP M	14.70
450776	7-Aug-25	L & S CONSTRUCTION INC	2,600.00
450777	7-Aug-25	LEE & RO, INC.	32,596.00
450778	7-Aug-25	LINDE GAS & EQUIPMENT INC.	5,482.21
450779	7-Aug-25	MACEDONIO PARY	1,155.50
450780	7-Aug-25	MADDOX ELECTRIC INC.	8,760.00
450781	7-Aug-25	MARK COMPANY	2,600.00
450782	7-Aug-25	MC FADDEN-DALE INDUSTRIAL HARDWARE, LLC	196.45
450783	7-Aug-25	MC MASTER-CARR SUPPLY COMPANY	2,252.44
450784	7-Aug-25	MEEDER PUBLIC FUNDS, INC.	29,250.47
450785	7-Aug-25	MIKE PRLICH AND SONS, INC.	128,945.40
450786	7-Aug-25	MUTUAL PROPANE	232.15
450787	7-Aug-25	ORACLE AMERICA, INC.	31,690.05
450788	7-Aug-25	ORANGE COUNTY WINWATER WORKS	1,140.70
450789	7-Aug-25	ORRICK, HERRINGTON & SUTCLIFFE LLP	142,500.00
450790	7-Aug-25	PE INSTRUMENTS	500.00
450791	7-Aug-25	PETERSON STRUCTURAL ENGINEERS, INC.,.	4,854.50
450792	7-Aug-25	PHENOMENEX INC	1,474.02
450793	7-Aug-25	POLLARDWATER.COM	6,414.92
450794	7-Aug-25	PROGROUP	1,370.17
450795	7-Aug-25	QUADIENT LEASING USA, INC.	2,237.80
450796	7-Aug-25	QUINN COMPANY	173.26
450797	7-Aug-25	R C FOSTER CORPORATION	198,106.32
450798	7-Aug-25	R.F. MACDONALD CO., LLC	800.00
450799	7-Aug-25	REECE SUPPLY LLC	4,024.23
450800	7-Aug-25	REFRIGERATION SUPPLIES DISTRIBUTOR	135.13
450801	7-Aug-25	RINCON CONSULTANTS, INC.	7,825.50
450802	7-Aug-25	RODNEY HARMSWORTH ASSOCIATES, INC.	2,723.00
450803	7-Aug-25	ROYAL WHOLESALE ELECTRIC	1,050.99
450804	7-Aug-25	SAND CANYON MEDICAL GROUP	300.00
450805	7-Aug-25	SANTA MARGARITA FORD	2,432.26
450806	7-Aug-25	SEAL ANALYTICAL INC	1,037.69
450807	7-Aug-25	SEVERANCE, BROOK	61.74
450808	7-Aug-25	SITMATIC	2,063.64
450809	7-Aug-25	SMOGSTAR LLC	146.50
450810	7-Aug-25	SOUTH COAST AIR QUALITY MANAGEMENT DISTRICT	8,372.64

IRVINE RANCH WATER DISTRICT
AP DISBURSEMENTS AND VOIDS FOR AUGUST 2025

CHECK OR ELECTRONIC #	PAYMENT DATE	SUPPLIER	PAYMENT AMOUNT
450811	7-Aug-25	SOUTH COAST BOBCAT	332.66
450812	7-Aug-25	SOUTHERN CALIFORNIA EDISON COMPANY	173,487.59
450813	7-Aug-25	SOUTHWEST VALVE & EQUIPMENT, LLC	9,946.12
450814	7-Aug-25	SPARK HIRE, INC.	6,467.00
450815	7-Aug-25	SPERBER COMPANIES	169,298.53
450816	7-Aug-25	STRADLING YOCCA CARLSON & RAUTH	100,000.00
450817	7-Aug-25	THERMO ELECTRON NORTH AMERICA LLC	2,320.02
450818	7-Aug-25	THIRKETTLE CORPORATION	11,707.15
450819	7-Aug-25	THOMPSON & PHIPPS INC	1,694.01
450820	7-Aug-25	TUSTIN TOYOTA	262.67
450821	7-Aug-25	ULINE, INC	718.25
450822	7-Aug-25	UNITED PARCEL SERVICE INC	330.20
450823	7-Aug-25	UNITED SITE SERVICES OF CALIFORNIA INC	3,030.60
450824	7-Aug-25	VEOLIA WATER TECHNOLOGIES TREATMENT SOLUTIONS USA INC.	5,167.10
450825	7-Aug-25	VERIZON WIRELESS SERVICES LLC	5,525.19
450826	7-Aug-25	VWR FUNDING, INC.	279.29
450827	7-Aug-25	WALTERS WHOLESALE ELECTRIC CO	1,751.02
450828	7-Aug-25	WASTE MANAGEMENT COLLECTIONS AND RECYCLING, INC.	16,414.62
450829	7-Aug-25	WATEREUSE ASSOCIATION	5,000.00
450830	7-Aug-25	WAXIE'S ENTERPRISES, LLC, A BRADYPLUS COMPANY	3,917.77
450831	7-Aug-25	HARTFORD LIFE AND ACCIDENT INSURANCE COMPANY	18.74
450832	14-Aug-25	11:11 SYSTEMS INC.	4,335.00
450833	14-Aug-25	AGILENT TECHNOLOGIES, INC.	637.88
450834	14-Aug-25	AIR PRODUCTS AND CHEMICALS, INC.	15,511.65
450835	14-Aug-25	AIR TECHNOLOGY LABORATORIES	492.00
450836	14-Aug-25	ANTHONY N. LARSEN	850.00
450837	14-Aug-25	ARAKELIAN ENTERPRISES, INC.	13,631.54
450838	14-Aug-25	ASSOCIATION OF CALIFORNIA WATER AGENCIES/JPIA	1,213.13
450839	14-Aug-25	AT&T CORP	2,049.22
450840	14-Aug-25	AT&T CORP	219.15
450841	14-Aug-25	B & K ELECTRIC WHOLESALE	1,070.56
450842	14-Aug-25	BAVCO BACKFLOW APPARATUS & VALVE COMPANY	3,334.94
450843	14-Aug-25	BLUETRITON BRANDS INC	973.04
450844	14-Aug-25	BORDIN SEMMER LLP	1,292.50
450845	14-Aug-25	BPS SUPPLY GROUP	3,666.05
450846	14-Aug-25	BUTIER ENGINEERING INC	15,120.00
450847	14-Aug-25	CINTAS CORPORATION NO. 2	148.70
450848	14-Aug-25	CITY OF TUSTIN	806.95
450849	14-Aug-25	CLEAN ENERGY	12,151.43
450850	14-Aug-25	CLIFFORD MORIYAMA	5,000.00
450851	14-Aug-25	CORELOGIC INC	608.79
450852	14-Aug-25	CR & R INCORPORATED	690.68
450853	14-Aug-25	CULVER CAR WASH LLC	103.97
450854	14-Aug-25	DAIOHS USA INCORPORATED	2,527.13
450855	14-Aug-25	DEE JASPAR & ASSOCIATES, INC.	2,375.00
450856	14-Aug-25	DELL MARKETING LP	3,108.08
450857	14-Aug-25	DG INVESTMENT INTERMEDIATE HOLDINGS 2, INC.	1,907.00

IRVINE RANCH WATER DISTRICT
AP DISBURSEMENTS AND VOIDS FOR AUGUST 2025

CHECK OR ELECTRONIC #	PAYMENT DATE	SUPPLIER	PAYMENT AMOUNT
450858	14-Aug-25	DOPUDJA & WELLS CONSULTING INC.	19,803.75
450859	14-Aug-25	FEDEX	722.71
450860	14-Aug-25	FERGUSON US HOLDINGS, INC.	13,501.08
450861	14-Aug-25	FERREIRA CONSTRUCTION CO. INC.	27,075.00
450862	14-Aug-25	FISHER SCIENTIFIC COMPANY, LLC	3,260.84
450863	14-Aug-25	GEI CONSULTANTS INC	12,761.25
450864	14-Aug-25	GHD INC.	11,806.46
450865	14-Aug-25	GOLDMAN, SACHS & CO. LLC	10,663.20
450866	14-Aug-25	GRAYBAR ELECTRIC COMPANY	1,387.14
450867	14-Aug-25	HACH COMPANY	7,477.61
450868	14-Aug-25	HI-LINE INC	239.02
450869	14-Aug-25	INTEGRITY MUNICIPAL SYSTEMS LLC	3,162.46
450870	14-Aug-25	KAESER COMPRESSORS, INC.	477.50
450871	14-Aug-25	KILL-N-BUGS TERMITE AND PEST CONTROL SERVICES, INC.	6,375.00
450872	14-Aug-25	LAKE FOREST CHAMBER OF COMMERCE INC	325.00
450873	14-Aug-25	MASIMO CORPORATION	2,250.58
450874	14-Aug-25	MC FADDEN-DALE INDUSTRIAL HARDWARE, LLC	263.24
450875	14-Aug-25	MC MASTER-CARR SUPPLY COMPANY	320.36
450876	14-Aug-25	MICHAEL K. NUNLEY & ASSOCIATES, INC.	1,892.50
450877	14-Aug-25	NMG GEOTECHNICAL INC	11,394.60
450878	14-Aug-25	ONESOURCE DISTRIBUTORS, LLC	32,763.83
450879	14-Aug-25	ORACLE AMERICA, INC.	1,825.03
450880	14-Aug-25	ORANGE COUNTY WINWATER WORKS	5,936.68
450881	14-Aug-25	ORRICK, HERRINGTON & SUTCLIFFE LLP	142,500.00
450882	14-Aug-25	P&M HOLDING GROUP, LLP	26,970.00
450883	14-Aug-25	PACIFIC HYDROTECH CORPORATION	960.15
450884	14-Aug-25	PACIFIC HYDROTECH CORPORATION	5,976.36
450885	14-Aug-25	PFM FINANCIAL ADVISORS, LLC	131,660.79
450886	14-Aug-25	PRUDENTIAL OVERALL SUPPLY	12,323.40
450887	14-Aug-25	R.F. MACDONALD CO., LLC	1,500.00
450888	14-Aug-25	RENTOKIL NORTH AMERICA, INC	3,960.00
450889	14-Aug-25	SAFETY-KLEEN SYSTEMS, INC	387.00
450890	14-Aug-25	SCHULER CONSTRUCTORS, INC.	96,068.00
450891	14-Aug-25	SI MANAGEMENT, INC	64,020.00
450892	14-Aug-25	SID TOOL CO., INC.	1,869.14
450893	14-Aug-25	SOUTHERN CALIFORNIA EDISON COMPANY	632,238.52
450894	14-Aug-25	SOUTHERN CALIFORNIA GAS COMPANY	5,907.39
450895	14-Aug-25	SOUTHERN CALIFORNIA WATER COALITION	25,000.00
450896	14-Aug-25	SOUTHERN COUNTIES LUBRICANTS LLC	1,446.84
450897	14-Aug-25	SS MECHANICAL CONSTRUCTION CORP	176,557.50
450898	14-Aug-25	STETSON ENGINEERS INC.	111.00
450899	14-Aug-25	SUZANNA CHOI	7,000.00
450900	14-Aug-25	TELEDYNE INSTRUMENTS, INC.	25,426.00
450901	14-Aug-25	THOMPSON & PHIPPS INC	93.40
450902	14-Aug-25	TIERRA VERDE INDUSTRIES	93.74
450903	14-Aug-25	UNITED PARCEL SERVICE INC	107.72
450904	14-Aug-25	UNITED SITE SERVICES OF CALIFORNIA INC	1,223.07

IRVINE RANCH WATER DISTRICT
AP DISBURSEMENTS AND VOIDS FOR AUGUST 2025

CHECK OR ELECTRONIC #	PAYMENT DATE	SUPPLIER	PAYMENT AMOUNT
450905	14-Aug-25	VERIZON WIRELESS SERVICES LLC	469.34
450906	14-Aug-25	WALTERS WHOLESALE ELECTRIC CO	265.50
450907	14-Aug-25	WASTE MANAGEMENT COLLECTIONS AND RECYCLING, INC.	6,269.23
450908	14-Aug-25	WATER SYSTEMS CONSULTING, INC.	7,211.25
450909	14-Aug-25	WAXIE'S ENTERPRISES, LLC, A BRADYPLUS COMPANY	1,537.38
450910	14-Aug-25	FRANCHISE TAX BOARD	125.00
450911	14-Aug-25	INTERNATIONAL BROTHERHOOD OF ELECTRICAL WORKERS LOCAL 47	10,762.06
450912	14-Aug-25	PERS LONG TERM CARE	399.66
450913	21-Aug-25	18831 IRVINE LLC	1,900.00
450914	21-Aug-25	AERZEN USA CORP	1,201.59
450915	21-Aug-25	AESCUN CHUNG AND SALLY YOU	532.95
450916	21-Aug-25	AIR TECHNOLOGY LABORATORIES	203.50
450917	21-Aug-25	AMAYA SOLUTIONS INC.	13,483.41
450918	21-Aug-25	APPLIED INDUSTRIAL TECHNOLOGIES - CA LLC	416.25
450919	21-Aug-25	AT&T CORP	11,265.85
450920	21-Aug-25	AT&T CORP	165.70
450921	21-Aug-25	BECKMAN COULTER, INC	2,183.45
450922	21-Aug-25	BIOTAGE LLC	1,446.72
450923	21-Aug-25	CALIFORNIA NEWSPAPERS PARTNERSHIP	1,029.25
450924	21-Aug-25	CALMELAT, DEBI	4.15
450925	21-Aug-25	CANON FINANCIAL SERVICES, INC.	9,790.47
450926	21-Aug-25	CENTROID INTERMEDIATE, LLC	27,158.75
450927	21-Aug-25	CHAPMAN, LISA	430.42
450928	21-Aug-25	CHEM-TECH INTERNATIONAL INC	7,663.60
450929	21-Aug-25	CHEN, ZHOUYI	35.40
450930	21-Aug-25	CHHABRA, JASLEEN	78.00
450931	21-Aug-25	COOK, CORINA	6.37
450932	21-Aug-25	CORELOGIC INC	94.92
450933	21-Aug-25	DAVIS, MARTY	63.39
450934	21-Aug-25	DCS MANAGEMENT LLC	933.85
450935	21-Aug-25	DELL MARKETING LP	948.20
450936	21-Aug-25	DILYTICS INC	3,360.00
450937	21-Aug-25	DINH, STEVE	52.29
450938	21-Aug-25	ENTERPRISE HOLDINGS, INC.	15,689.40
450939	21-Aug-25	ENVIRONMENTAL RESOURCE ASSOCIATES, INC.	251.41
450940	21-Aug-25	ENVIRONMENTAL SCIENCE ASSOCIATES	10,646.62
450941	21-Aug-25	EUROFINS EATON ANALYTICAL, LLC	13,164.41
450942	21-Aug-25	EUROFINS ENVIRONMENT TESTING SOUTHWEST	6,708.50
450943	21-Aug-25	FEOVENYESSY, ELAINE	551.28
450944	21-Aug-25	FISHER SCIENTIFIC COMPANY, LLC	503.77
450945	21-Aug-25	FLOREK, STEVEN	9.57
450946	21-Aug-25	FRONTIER CALIFORNIA INC.	92.90
450947	21-Aug-25	GAD, MONA	524.68
450948	21-Aug-25	GEORGE HILLS COMPANY, INC.	63.00
450949	21-Aug-25	GSRP ST SOLAR I LLC	11,713.31
450950	21-Aug-25	HACH COMPANY	12,362.50
450951	21-Aug-25	HARTNEY, JAMES	475.66

IRVINE RANCH WATER DISTRICT
AP DISBURSEMENTS AND VOIDS FOR AUGUST 2025

CHECK OR ELECTRONIC #	PAYMENT DATE	SUPPLIER	PAYMENT AMOUNT
450952	21-Aug-25	IDEA HALL	42,435.00
450953	21-Aug-25	JO, IAN	112.15
450954	21-Aug-25	JO-ANNE STORES HOLDING, INC	237.37
450955	21-Aug-25	JOHNSON, KAREN E	10,730.00
450956	21-Aug-25	JT THORPE & SON, INC	34,217.06
450957	21-Aug-25	KRINSKY, MICHAEL	70.97
450958	21-Aug-25	LA HABRA FENCE COMPANY LLC	13,768.00
450959	21-Aug-25	LADJAVARDI, FARZAD	2,589.93
450960	21-Aug-25	LEE, SHIRLEY	524.19
450961	21-Aug-25	LEE, SUSAN	75.00
450962	21-Aug-25	LINDE GAS & EQUIPMENT INC.	52.00
450963	21-Aug-25	LOS ANGELES TIMES	983.34
450964	21-Aug-25	MA, KUNMING	30.20
450965	21-Aug-25	MC FADDEN-DALE INDUSTRIAL HARDWARE, LLC	231.94
450966	21-Aug-25	MC MASTER-CARR SUPPLY COMPANY	1,344.25
450967	21-Aug-25	MICHAEL K. NUNLEY & ASSOCIATES, INC.	90,788.50
450968	21-Aug-25	MILES CHEMICAL COMPANY, INC.	13,116.06
450969	21-Aug-25	MINJI LIM AND BUSEONG JEONG	323.83
450970	21-Aug-25	MISCOWATER	184.85
450971	21-Aug-25	MORROW-MEADOWS CORPORATION	14,980.00
450972	21-Aug-25	MUTUAL PROPANE	164.38
450973	21-Aug-25	NALCO COMPANY LLC	1,642.22
450974	21-Aug-25	NATIONAL OILWELL VARCO, L.P.	6,446.18
450975	21-Aug-25	NATIONAL SAFETY COMPLIANCE, INC	1,218.26
450976	21-Aug-25	NORIMA CONSULTING US	7,400.00
450977	21-Aug-25	NOVA GEOTECHNICAL AND INSPECTION SERVICES	3,863.50
450978	21-Aug-25	ORANGE COUNTY WINWATER WORKS	19,790.33
450979	21-Aug-25	PACIFIC HYDROTECH CORPORATION	6,370.90
450980	21-Aug-25	PAKE, ROSS	63.98
450981	21-Aug-25	PARK, KATIE	45.06
450982	21-Aug-25	PARKS, GARY	2,732.43
450983	21-Aug-25	PIPELINE PRODUCTS, INC.	1,398.09
450984	21-Aug-25	PLUMBERS DEPOT INC	20,614.83
450985	21-Aug-25	PROGROUP	51.44
450986	21-Aug-25	QI, DONGYI	43.63
450987	21-Aug-25	QUALYS, INC.	37,283.40
450988	21-Aug-25	RAO, SIVAM	966.25
450989	21-Aug-25	REECE SUPPLY LLC	4,388.62
450990	21-Aug-25	SAND CANYON MEDICAL GROUP	2,185.00
450991	21-Aug-25	SANTA ANA WATERSHED PROJECT AUTHORITY	21,365.00
450992	21-Aug-25	SCHULER CONSTRUCTORS, INC.	87,232.00
450993	21-Aug-25	SECURITAS SECURITY SERVICES USA, INC.	82,427.09
450994	21-Aug-25	SIERRA VISTA APTS	116.16
450995	21-Aug-25	SONSRAY MACHINERY LLC	86,968.28
450996	21-Aug-25	SOUTH COAST AIR QUALITY MANAGEMENT DISTRICT	2,209.71
450997	21-Aug-25	SOUTHERN CALIFORNIA EDISON COMPANY	145.43
450998	21-Aug-25	SOUTHERN CALIFORNIA EDISON COMPANY	107,322.23

IRVINE RANCH WATER DISTRICT
AP DISBURSEMENTS AND VOIDS FOR AUGUST 2025

CHECK OR ELECTRONIC #	PAYMENT DATE	SUPPLIER	PAYMENT AMOUNT
450999	21-Aug-25	SOUTHERN CALIFORNIA GAS COMPANY	1,181.39
451000	21-Aug-25	SOUTHWEST VALVE & EQUIPMENT, LLC	4,096.73
451001	21-Aug-25	SPERBER COMPANIES	104.80
451002	21-Aug-25	SPEX CERTIPREP, LLC	401.78
451003	21-Aug-25	STANDARD & POOR'S FINANCIAL SERVICES LLC	2,000.00
451004	21-Aug-25	STETSON ENGINEERS INC.	185.00
451005	21-Aug-25	TANG, PING-PING	25.38
451006	21-Aug-25	TERRAPHASE ENGINEERING INC	1,420.00
451007	21-Aug-25	THE NEW HOME COMPANY SOUTHERN CALIFORNIA LLC	1,210.18
451008	21-Aug-25	THERMO ELECTRON NORTH AMERICA LLC	102.37
451009	21-Aug-25	THOMPSON & PHIPPS INC	3,734.53
451010	21-Aug-25	TIC-SPECTRUM OFFICE	187.60
451011	21-Aug-25	TRILOGY GARDENS, LLC	1,000.00
451012	21-Aug-25	UNITED PARCEL SERVICE INC	72.67
451013	21-Aug-25	UNIVERSAL MERCHANT SERVICES	438.54
451014	21-Aug-25	UTILITY CRANE & EQUIPMENT, INC.	177.03
451015	21-Aug-25	VINCE TURSINI	2,593.00
451016	21-Aug-25	VULCAN MATERIALS COMPANY	2,403.24
451017	21-Aug-25	WALTERS WHOLESALE ELECTRIC CO	2,990.01
451018	21-Aug-25	WAXIE'S ENTERPRISES, LLC, A BRADYPLUS COMPANY	496.71
451019	21-Aug-25	YOSHINO, SHINICHI	1,286.05
451020	21-Aug-25	Leal, Anthony E	31.36
451021	28-Aug-25	ABBA TERMITE & PEST CONTROL, INC.	1,435.00
451022	28-Aug-25	ACCUSOURCE, INC.	984.55
451023	28-Aug-25	AIR PRODUCTS AND CHEMICALS, INC.	755.61
451024	28-Aug-25	AIRGAS, INC.	2,050.49
451025	28-Aug-25	ANDRITZ SEPARATION, INC.	74,619.89
451026	28-Aug-25	ANIXTER INC	51,073.50
451027	28-Aug-25	ASHFORD, WALT	841.80
451028	28-Aug-25	AT&T CORP	1,408.66
451029	28-Aug-25	B&K VALVES & EQUIPMENT, INC.	3,994.10
451030	28-Aug-25	BECKETT, JEFFREY	20.35
451031	28-Aug-25	BLUETRITON BRANDS INC	303.38
451032	28-Aug-25	BPS SUPPLY GROUP	1,994.00
451033	28-Aug-25	BRUCE HADLEY NEWELL	1,250.00
451034	28-Aug-25	BUSSOLINI, BRADLEY	9.50
451035	28-Aug-25	CALPINE CORPORATION	511,897.77
451036	28-Aug-25	CALSENSE	6,500.00
451037	28-Aug-25	CCF IND SPECTRUM, LLC	131.04
451038	28-Aug-25	CHANG, STANLEY	37.76
451039	28-Aug-25	CHEM-TECH INTERNATIONAL INC	93,023.90
451040	28-Aug-25	CITY OF NEWPORT BEACH	3,159.96
451041	28-Aug-25	CLARK & SONS CONTRACTING CORP.	371.80
451042	28-Aug-25	CLEVERBRIDGE, INC	3,543.11
451043	28-Aug-25	CONVERSE, DAN	36.96
451044	28-Aug-25	CORE & MAIN LP	560.33
451045	28-Aug-25	COUNTY OF ORANGE	1,026.36

IRVINE RANCH WATER DISTRICT
AP DISBURSEMENTS AND VOIDS FOR AUGUST 2025

CHECK OR ELECTRONIC #	PAYMENT DATE	SUPPLIER	PAYMENT AMOUNT
451046	28-Aug-25	COX COMMUNICATIONS, INC.	3,154.20
451047	28-Aug-25	D & H WATER SYSTEMS INC.	8,287.76
451048	28-Aug-25	DANESH, FATEMEH	166.58
451049	28-Aug-25	DEE JASPAR & ASSOCIATES, INC.	2,755.00
451050	28-Aug-25	DEKRA SERVICES, INC	23,220.23
451051	28-Aug-25	DIRECTV INC	164.24
451052	28-Aug-25	ENDEMIC ENVIRONMENTAL SERVICES, INC.	2,430.00
451053	28-Aug-25	FEDEX	230.84
451054	28-Aug-25	FERGUSON US HOLDINGS, INC.	44,485.22
451055	28-Aug-25	FISHER SCIENTIFIC COMPANY, LLC	9,622.70
451056	28-Aug-25	FRONTIER CALIFORNIA INC.	737.58
451057	28-Aug-25	GALLAGHER BENEFIT SERVICES, INC.	4,250.00
451058	28-Aug-25	GARZA INDUSTRIES, INC	1,766.67
451059	28-Aug-25	GEA MECHANICAL EQUIPMENT US, INC.	39,421.86
451060	28-Aug-25	GLOVER, CHANEL	405.24
451061	28-Aug-25	HACH COMPANY	8,358.07
451062	28-Aug-25	INTERPRO SOLUTIONS, LLC.	2,150.00
451063	28-Aug-25	IRVINE RANCH CONSERVANCY	7,055.00
451064	28-Aug-25	JLL CALIBRATION ACQUISITION COMPANY	2,025.00
451065	28-Aug-25	JUST ENERGY SOLUTIONS INC.	274.91
451066	28-Aug-25	KAYUGA SOLUTION, INC.	6,890.00
451067	28-Aug-25	LENNAR HOMES OF CALIFORNIA, INC.	1,311.66
451068	28-Aug-25	LINDE GAS & EQUIPMENT INC.	4,219.13
451069	28-Aug-25	MC FADDEN-DALE INDUSTRIAL HARDWARE, LLC	65.94
451070	28-Aug-25	MC MASTER-CARR SUPPLY COMPANY	205.85
451071	28-Aug-25	MISCOWATER	14,636.01
451072	28-Aug-25	ONESOURCE DISTRIBUTORS, LLC	11,699.63
451073	28-Aug-25	ORANGE COUNTY FIRE PROTECTION, INC.	1,163.10
451074	28-Aug-25	ORANGE COUNTY WINWATER WORKS	18,320.44
451075	28-Aug-25	PACIFIC EH&S SERVICES, INC.	16,948.54
451076	28-Aug-25	PAGADUAN, JOSHUA	28.04
451077	28-Aug-25	PAK, CHONG PAL	29.68
451078	28-Aug-25	PINNACLE TOWERS LLC	947.99
451079	28-Aug-25	PLUMBERS DEPOT INC	1,852.36
451080	28-Aug-25	PRUDENTIAL OVERALL SUPPLY	346.60
451081	28-Aug-25	R.F. MACDONALD CO., LLC	1,257.43
451082	28-Aug-25	RASCON, LAILII	26.01
451083	28-Aug-25	RESA POWER, LLC	42,022.50
451084	28-Aug-25	RESTEK CORPORATION	296.24
451085	28-Aug-25	RICHARD C. SLADE & ASSOCIATES LLC	7,736.70
451086	28-Aug-25	RODNEY HARMSWORTH ASSOCIATES, INC.	6,612.50
451087	28-Aug-25	ROYAL WHOLESALE ELECTRIC	1,866.23
451088	28-Aug-25	RRB WATER CONSULTING LLC	14,372.00
451089	28-Aug-25	SNAP-ON INCORPORATED	1,587.29
451090	28-Aug-25	SOUTH COAST WATER DISTRICT	74.34
451091	28-Aug-25	SOUTHERN CALIFORNIA EDISON COMPANY	803,987.17
451092	28-Aug-25	SOUTHERN CALIFORNIA EDISON COMPANY	4,472.71

IRVINE RANCH WATER DISTRICT
AP DISBURSEMENTS AND VOIDS FOR AUGUST 2025

CHECK OR ELECTRONIC #	PAYMENT DATE	SUPPLIER	PAYMENT AMOUNT
451093	28-Aug-25	SOUTHERN CALIFORNIA GAS COMPANY	505.42
451094	28-Aug-25	THE NEW HOME COMPANY SOUTHERN CALIFORNIA LLC	201.45
451095	28-Aug-25	THIRKETTLE CORPORATION	87,047.49
451096	28-Aug-25	TIC-SPECTRUM OFFICE	1,539.27
451097	28-Aug-25	TURTLE RIDGE APARTMENTS	8,541.52
451098	28-Aug-25	UNITED PARCEL SERVICE INC	118.18
451099	28-Aug-25	UNITED SITE SERVICES OF CALIFORNIA INC	384.15
451100	28-Aug-25	US BANK NAT'L ASSOCIATION NORTH DAKOTA	99,122.69
451101	28-Aug-25	UTILITY CRANE & EQUIPMENT, INC.	117.34
451102	28-Aug-25	VALIN CORPORATION	2,193.65
451103	28-Aug-25	VEGA AMERICAS, INC	27,831.28
451104	28-Aug-25	VEOLIA WATER TECHNOLOGIES TREATMENT SOLUTIONS USA INC.	3,570.78
451105	28-Aug-25	VHG LABS, INC	1,592.54
451106	28-Aug-25	VISTA PAINT CORPORATION	1,859.92
451107	28-Aug-25	VWR FUNDING, INC.	85.23
451108	28-Aug-25	WALTERS WHOLESALE ELECTRIC CO	2,063.23
451109	28-Aug-25	WAXIE'S ENTERPRISES, LLC, A BRADYPLUS COMPANY	1,910.08
451110	28-Aug-25	WELLINGTON LABORATORIES LLC	4,625.00
451111	28-Aug-25	Anderson, Winston James	76.30
451112	28-Aug-25	FRANCHISE TAX BOARD	125.00
451113	28-Aug-25	Hansberger, Brianna Larae	58.80
451114	28-Aug-25	INTERNATIONAL BROTHERHOOD OF ELECTRICAL WORKERS LOCAL 47	10,705.69
451115	28-Aug-25	PERS LONG TERM CARE	399.66
SUB-TOTAL IRWD WELLS FARGO CHECK AND IRWD WELLS FARGO CHECK NO PRINT DISBURSEMENTS			6,283,545.24
1007375	7-Aug-25	Aguilar, Alan C	30.52
1007376	7-Aug-25	Bosley, Kelleen M	30.80
1007377	7-Aug-25	Bush, Norman	145.00
1007378	7-Aug-25	Byrd, Gina Benina	28.00
1007379	7-Aug-25	Cervantes, Angel	28.00
1007380	7-Aug-25	Compton, Christine A	10.60
1007381	7-Aug-25	Contreras, Joaquin	59.64
1007382	7-Aug-25	Cunningham, Laura S	126.14
1007383	7-Aug-25	Gates, April	40.32
1007384	7-Aug-25	Greer, Matthew	17.78
1007385	7-Aug-25	Haug, Jack Philip Ryan	17.50
1007386	7-Aug-25	Jakubas-Pufal, Dorota	26.60
1007387	7-Aug-25	Jones, Morgan	24.77
1007388	7-Aug-25	Justice, Jack L	111.00
1007389	7-Aug-25	Koenig, Timothy (Tim)	17.50
1007390	7-Aug-25	Leal, Anthony E	31.36
1007391	7-Aug-25	Lopez, Miguel	117.60
1007392	7-Aug-25	Lorn, Channy	80.92
1007393	7-Aug-25	Lu, Michael	9.52
1007394	7-Aug-25	Ludwig, Jason	67.20
1007395	7-Aug-25	Madrid, Adam	57.82
1007396	7-Aug-25	Moudy, Crystal Marie	49.00

IRVINE RANCH WATER DISTRICT
AP DISBURSEMENTS AND VOIDS FOR AUGUST 2025

CHECK OR ELECTRONIC #	PAYMENT DATE	SUPPLIER	PAYMENT AMOUNT
1007397	7-Aug-25	Navarro, Hector R	519.33
1007398	7-Aug-25	Nye, Fiona Mary	71.86
1007399	7-Aug-25	Orozco, Gustavo A (Gus)	60.00
1007400	7-Aug-25	Salazar, Kyle	40.00
1007401	7-Aug-25	Shih, Han-Tsuei (Josephine)	1,205.51
1007402	7-Aug-25	Tran, David Van	99.28
1007403	7-Aug-25	Tran, Loc Phuc	106.00
1007404	7-Aug-25	Trigg, Tyler	58.30
1007405	7-Aug-25	Velez, Cameron Joseph	32.20
1007406	7-Aug-25	Vu, Johnny T	20.30
1007407	7-Aug-25	Wang, Peter	25.88
1007469	14-Aug-25	Bornhoff, Mike	101.99
1007470	14-Aug-25	Bosley, Kelleen M	15.40
1007471	14-Aug-25	Colston, James	907.72
1007472	14-Aug-25	Contreras, Joaquin	29.82
1007473	14-Aug-25	Do, Thu-Tam T (Tammy)	12.60
1007474	14-Aug-25	Garcia Del Toro, Jose Manuel	20.00
1007475	14-Aug-25	Haug, Jack Philip Ryan	214.30
1007476	14-Aug-25	Hennequin, Mia Yoko	8.26
1007477	14-Aug-25	Hunting, Verowin Martin	166.10
1007478	14-Aug-25	King, Casey	125.31
1007479	14-Aug-25	Lopez, Miguel	23.52
1007480	14-Aug-25	Lu, Michael	7.84
1007481	14-Aug-25	Madding, Joshua (Hunter)	99.54
1007482	14-Aug-25	Matuska, Ryan Scott	51.02
1007483	14-Aug-25	Miller, Jacquelyn Rachel (Jackie)	23.73
1007484	14-Aug-25	Moeder, Jacob J	23.10
1007485	14-Aug-25	Mroczek, Michael	680.66
1007486	14-Aug-25	Ngo, Giauy Tran	16.80
1007487	14-Aug-25	Nguyen, Jeanny	15.82
1007488	14-Aug-25	Nguyen, Viet Quoc (Quoc)	531.98
1007489	14-Aug-25	Olivolo, Eric J	107.52
1007490	14-Aug-25	Reed, Megan A	54.04
1007491	14-Aug-25	Salazar, Kyle	63.06
1007492	14-Aug-25	Shapiro, Matthew	222.70
1007493	14-Aug-25	Smith, Cameron Douglas	8.40
1007494	14-Aug-25	Villella, Aaren	99.40
1007495	14-Aug-25	Zamora, Victor A	90.58
1007541	21-Aug-25	Aguilar, Alan C	15.26
1007542	21-Aug-25	Barreto, Gustavo (Gus)	388.00
1007543	21-Aug-25	Bosley, Kelleen M	15.40
1007544	21-Aug-25	Cariker, Cody J	14.70
1007545	21-Aug-25	Cazares Ontiveros, Fernando	98.00
1007546	21-Aug-25	Chambers, Wendy	257.23
1007547	21-Aug-25	Espinoza, Korrey Michael	19.91
1007548	21-Aug-25	Gates, April	20.16
1007549	21-Aug-25	Giatpaiboon, Scott	947.09

IRVINE RANCH WATER DISTRICT
AP DISBURSEMENTS AND VOIDS FOR AUGUST 2025

CHECK OR ELECTRONIC #	PAYMENT DATE	SUPPLIER	PAYMENT AMOUNT
1007550	21-Aug-25	Hansen, Casey	28.00
1007551	21-Aug-25	Haug, Jack Philip Ryan	35.00
1007552	21-Aug-25	Hennequin, Mia Yoko	21.42
1007553	21-Aug-25	Koenig, Timothy (Tim)	17.50
1007554	21-Aug-25	Lorn, Channy	82.88
1007555	21-Aug-25	Ludwig, Jason	67.20
1007556	21-Aug-25	Mwe, Nang	180.00
1007557	21-Aug-25	Nguyen, Jeanny	21.98
1007558	21-Aug-25	Rigby, Lori Ann	50.91
1007559	21-Aug-25	Rodriguez, Jimmy	27.16
1007560	21-Aug-25	Sagert, Justin	297.92
1007561	21-Aug-25	Salazar, Kyle	36.54
1007562	21-Aug-25	Seraypheap, Evan	264.00
1007563	21-Aug-25	Stupy, Cole Austin	16.80
1007564	21-Aug-25	Tran, David Van	21.00
1007565	21-Aug-25	Tran, Hung	44.00
1007566	21-Aug-25	Valdes, Jeffrey Glenn	54.18
1007567	21-Aug-25	Valencia, Reynaldo (Rey)	92.19
1007568	21-Aug-25	Villalta, Jonathan	41.30
1007569	21-Aug-25	Villella, Aaren	194.88
1007570	21-Aug-25	Vu, Johnny T	20.30
1007571	21-Aug-25	Webster, Tanner	115.00
1007572	21-Aug-25	Zhang, Yang	18.31
1007608	28-Aug-25	Chaney, David (Dave)	370.00
1007609	28-Aug-25	Contreras, Joaquin	29.82
1007610	28-Aug-25	Daniel, Matthew (Matthew)	58.31
1007611	28-Aug-25	Do, Thu-Tam T (Tammy)	12.60
1007612	28-Aug-25	Estrada, Audie Nickolas	90.72
1007613	28-Aug-25	Garcia, Dorys Elizabeth	85.54
1007614	28-Aug-25	Hennequin, Mia Yoko	8.40
1007615	28-Aug-25	Madding, Joshua (Hunter)	398.16
1007616	28-Aug-25	Moreno, Derek	196.38
1007617	28-Aug-25	Moudy, Crystal Marie	92.12
1007618	28-Aug-25	Nguyen, Chau	59.64
1007619	28-Aug-25	Nguyen, Kevin Minh	254.00
1007620	28-Aug-25	Salazar, Kyle	53.13
1007621	28-Aug-25	Stupy, Cole Austin	16.80
1007622	28-Aug-25	Tran, David Van	105.00
1007623	28-Aug-25	Tran, Loc Phuc	15.40
1007624	28-Aug-25	Valdes, Jeffrey Glenn	162.54
1007625	28-Aug-25	Velez, Cameron Joseph	32.20
1007626	28-Aug-25	Villella, Aaren	80.12
1007627	28-Aug-25	Vu, Johnny T	20.30
1007628	28-Aug-25	Wise, Maureen (Mo)	1,468.12
SUB-TOTAL IRWD WELLS FARGO ACH FOR EXPENSE REPORTS			14,220.98
147738	14-Aug-25	M.CUBED	6,680.00

IRVINE RANCH WATER DISTRICT
AP DISBURSEMENTS AND VOIDS FOR AUGUST 2025

CHECK OR ELECTRONIC #	PAYMENT DATE	SUPPLIER	PAYMENT AMOUNT
1007408	7-Aug-25	ABC ICE, INC	962.91
1007409	7-Aug-25	ACCELERATED TECHNOLOGY LABORATORIES, LLC	1,170.00
1007410	7-Aug-25	ACCUSTANDARD, INC.	184.20
1007411	7-Aug-25	AECOM TECHNICAL SERVICES, INC.	192,632.60
1007412	7-Aug-25	ALEXANDER'S CONTRACT SERVICES, INC.	150,080.95
1007413	7-Aug-25	AMAZON CAPITAL SERVICES, INC.	4,106.79
1007414	7-Aug-25	ANIMAL PEST MANAGEMENT SERVICES, INC.	10,470.50
1007415	7-Aug-25	ARAG NORTH AMERICA, INC.	633.25
1007416	7-Aug-25	AUTOZONE PARTS, INC.	222.93
1007417	7-Aug-25	BIOENERGY ASSOCIATION OF CALIFORNIA	3,270.00
1007418	7-Aug-25	BIRMINGHAM FASTENER & SUPPLY INC	6,031.31
1007419	7-Aug-25	BRIAN HOMSY	2,409.29
1007420	7-Aug-25	CANNON CORPORATION	31,997.75
1007421	7-Aug-25	CDW GOVERNMENT LLC	2,543.47
1007422	7-Aug-25	CONSERV CONSTRUCTION INC.	5,017.50
1007423	7-Aug-25	COOMBS SERVICE GROUP	12,315.00
1007424	7-Aug-25	COUNTY OF ORANGE SANITATION DISTRICT	7,616.00
1007425	7-Aug-25	DEMARIA ELECTRIC MOTOR SERVICES, INC.	23,114.10
1007426	7-Aug-25	DUKE'S ROOT CONTROL INC	33,550.90
1007427	7-Aug-25	EHS INTERNATIONAL, INC	7,920.00
1007428	7-Aug-25	EL TORO WATER DISTRICT	3,997.86
1007429	7-Aug-25	ENVIRONMENTAL ENGINEERING AND CONTRACTING, INC.	14,136.25
1007430	7-Aug-25	FARRELL PRINTING, INC.	723.74
1007431	7-Aug-25	FIDELITY SECURITY LIFE INSURANCE COMPANY	8,288.99
1007432	7-Aug-25	FORGE MEDIA GROUP LLC	87,500.00
1007433	7-Aug-25	GM SAGER CONSTRUCTION CO, INC.	128,631.00
1007434	7-Aug-25	GRISWOLD INDUSTRIES	69,933.00
1007435	7-Aug-25	HAAKER EQUIPMENT COMPANY	10,266.44
1007436	7-Aug-25	HDR ENGINEERING INC	22,120.20
1007437	7-Aug-25	IDEXX DISTRIBUTION, INC	4,485.32
1007438	7-Aug-25	IDR ENVIRONMENTAL SERVICES	750.00
1007439	7-Aug-25	INDUSTRIAL NETWORKING SOLUTIONS	998.60
1007440	7-Aug-25	JCI JONES CHEMICALS, INC.	115,187.95
1007441	7-Aug-25	KIMBALL MIDWEST	1,462.27
1007442	7-Aug-25	LU'S LIGHTHOUSE, INC.	835.87
1007443	7-Aug-25	MARK KADESH	11,092.00
1007444	7-Aug-25	MCR TECHNOLOGIES INC	4,114.93
1007445	7-Aug-25	MSA SAFETY INCORPORATED	2,716.97
1007446	7-Aug-25	NATIONAL WATER RESEARCH INSTITUTE	50,000.00
1007447	7-Aug-25	NEW PIG CORPORATION	8,319.83
1007448	7-Aug-25	ORANGE COUNTY AUTO PARTS	2,991.64
1007449	7-Aug-25	ORIGIN CONSULTING LLC	33,523.76
1007450	7-Aug-25	PACIFIC MECHANICAL SUPPLY	8,171.87
1007451	7-Aug-25	PAPER DEPOT DOCUMENT DESTRUCTION LLC	390.00
1007452	7-Aug-25	PMC-STS INC	3,304.24
1007453	7-Aug-25	PROTEUS CONSULTING	11,880.00
1007454	7-Aug-25	PSOMAS	1,665.00

IRVINE RANCH WATER DISTRICT
AP DISBURSEMENTS AND VOIDS FOR AUGUST 2025

CHECK OR ELECTRONIC #	PAYMENT DATE	SUPPLIER	PAYMENT AMOUNT
1007455	7-Aug-25	PUBLIC RISK, INNOVATION, SOLUTIONS, AND MANAGEMENT	77,765.00
1007456	7-Aug-25	REACH EMPLOYEE ASSISTANCE INC	1,114.40
1007457	7-Aug-25	RED WING SHOE STORE	769.95
1007458	7-Aug-25	RPM TEST EQUIPMENT SOLUTIONS INC	5,034.00
1007459	7-Aug-25	SHIMMICK CONSTRUCTION INC.	178,243.04
1007460	7-Aug-25	SHOETERIA, INC.	1,223.89
1007461	7-Aug-25	TETRA TECH, INC	47,612.50
1007462	7-Aug-25	TETRA TECH, INC	1,282.50
1007463	7-Aug-25	TOTAL RESOURCE MANAGEMENT, INC	104,735.88
1007464	7-Aug-25	UNDERGROUND SERVICE ALERT OF SOUTHERN CALIFORNIA	7,350.88
1007465	7-Aug-25	W. W. GRAINGER, INC.	19,729.78
1007466	7-Aug-25	WEST COAST SAFETY SUPPLY, INC	592.53
1007467	7-Aug-25	WESTERN SAFETY PRODUCTS INC	791.96
1007468	7-Aug-25	ZEBRON CONTRACTING INC	13,950.00
1007496	14-Aug-25	ABC ICE, INC	518.85
1007497	14-Aug-25	ACCELERATED TECHNOLOGY LABORATORIES, LLC	13,406.00
1007498	14-Aug-25	AECOM TECHNICAL SERVICES, INC.	14,545.00
1007499	14-Aug-25	AMAZON CAPITAL SERVICES, INC.	2,668.14
1007500	14-Aug-25	AUTOZONE PARTS, INC.	272.65
1007501	14-Aug-25	AZTEC TECHNOLOGY CORPORATION	969.76
1007502	14-Aug-25	C WELLS PIPELINE MATERIALS, INC	3,813.28
1007503	14-Aug-25	CALIFORNIA BARRICADE RENTALS, INC.	48,826.41
1007504	14-Aug-25	CAROLLO ENGINEERS, INC	16,780.00
1007505	14-Aug-25	CONSERV CONSTRUCTION INC.	6,380.00
1007506	14-Aug-25	DRAKE TRAFFIC CONTROL SERVICES	31,625.00
1007507	14-Aug-25	EL TORO WATER DISTRICT	10,609.00
1007508	14-Aug-25	FARRELL PRINTING, INC.	167.88
1007509	14-Aug-25	GM SAGER CONSTRUCTION CO, INC.	167,400.00
1007510	14-Aug-25	GRISWOLD INDUSTRIES	7,542.50
1007511	14-Aug-25	HAAKER EQUIPMENT COMPANY	434.83
1007512	14-Aug-25	HAZEN AND SAWYER, D.P.C	7,387.50
1007513	14-Aug-25	HDR ENGINEERING INC	7,192.25
1007514	14-Aug-25	HILL BROTHERS CHEMICAL COMPANY	15,902.67
1007515	14-Aug-25	IDEXX DISTRIBUTION, INC	12,717.40
1007516	14-Aug-25	INDUSTRIAL SCIENTIFIC CORPORATION	9,643.19
1007517	14-Aug-25	INNOVATIVE MACHINE TOOL REPAIR LLC	1,982.61
1007518	14-Aug-25	JCI JONES CHEMICALS, INC.	91,037.23
1007519	14-Aug-25	KIMBALL MIDWEST	3,576.50
1007520	14-Aug-25	KRONICK MOSKOVITZ TIEDEMANN & GIRARD	1,892.00
1007521	14-Aug-25	LILLESTRAND LEADERSHIP CONSULTING, INC.	7,875.00
1007522	14-Aug-25	METTLER-TOLEDO INTERNATIONAL, INC	1,770.30
1007523	14-Aug-25	MICHAEL BAKER INTERNATIONAL, INC.	2,610.00
1007524	14-Aug-25	MICROSOFT CORPORATION	24.00
1007525	14-Aug-25	MULTIQUIP INC	739.69
1007526	14-Aug-25	ORANGE COUNTY AUTO PARTS	1,782.43
1007527	14-Aug-25	PACIFIC HYDROTECH CORPORATION	131,793.69
1007528	14-Aug-25	PMC-STS INC	2,734.09

IRVINE RANCH WATER DISTRICT
AP DISBURSEMENTS AND VOIDS FOR AUGUST 2025

CHECK OR ELECTRONIC #	PAYMENT DATE	SUPPLIER	PAYMENT AMOUNT
1007529	14-Aug-25	RESOLUTE COMPANY	13,500.00
1007530	14-Aug-25	SMALL BUSINESS DIVERSITY NETWORK	2,500.00
1007531	14-Aug-25	SOUTHWESTERN INDUSTRIES, INC.	1,196.89
1007532	14-Aug-25	T.E. ROBERTS, INC.	178,988.88
1007533	14-Aug-25	TANKVISIONS, INC	30.00
1007534	14-Aug-25	TETRA TECH, INC	16,317.50
1007535	14-Aug-25	UNDERGROUND SERVICE ALERT OF SOUTHERN CALIFORNIA	8,068.84
1007536	14-Aug-25	W. W. GRAINGER, INC.	8,215.38
1007537	14-Aug-25	WEST COAST SAND & GRAVEL INC.	1,548.34
1007538	14-Aug-25	WEST YOST & ASSOCIATES, INC.	14,350.50
1007539	14-Aug-25	WESTAMERICA COMMUNICATIONS, INC.	1,191.83
1007540	14-Aug-25	WESTERN WEATHER GROUP INC	3,700.00
1007573	21-Aug-25	ABC ICE, INC	266.28
1007574	21-Aug-25	ACCUSTANDARD, INC.	79.04
1007575	21-Aug-25	AECOM TECHNICAL SERVICES, INC.	42,565.00
1007576	21-Aug-25	AMAZON CAPITAL SERVICES, INC.	2,519.71
1007577	21-Aug-25	BLUEBEAM, INC	1,650.00
1007578	21-Aug-25	CALIFORNIA BARRICADE RENTALS, INC.	3,961.00
1007579	21-Aug-25	CAPTIVE AUDIENCE MARKETING INC.	79.00
1007580	21-Aug-25	CDW GOVERNMENT LLC	5,780.74
1007581	21-Aug-25	CITY OF IRVINE	12,869.88
1007582	21-Aug-25	DAVID BALLASCH	27,706.84
1007583	21-Aug-25	DEMARIA ELECTRIC MOTOR SERVICES, INC.	3,641.02
1007584	21-Aug-25	DRAKE TRAFFIC CONTROL SERVICES	19,038.25
1007585	21-Aug-25	ENVIRONMENTAL EQUIPMENT SUPPLY	2,005.23
1007586	21-Aug-25	GCI CONSTRUCTION, INC.	233,817.80
1007587	21-Aug-25	GM SAGER CONSTRUCTION CO, INC.	8,900.00
1007588	21-Aug-25	HDR ENGINEERING INC	15,842.75
1007589	21-Aug-25	IRIS GROUP HOLDINGS LLC	994.98
1007590	21-Aug-25	IRVINE RANCH WATER DISTRICT	1.00
1007591	21-Aug-25	JCI JONES CHEMICALS, INC.	54,078.61
1007592	21-Aug-25	JIG CONSULTANTS	22,155.00
1007593	21-Aug-25	LWP CLAIMS SOLUTIONS INC	17,692.74
1007594	21-Aug-25	M.CUBED	6,680.00
1007595	21-Aug-25	MUNICIPAL WATER DISTRICT OF ORANGE COUNTY	14,973.34
1007596	21-Aug-25	NATURALWELL, LLC	1,430.00
1007597	21-Aug-25	ORANGE COUNTY AUTO PARTS	202.62
1007598	21-Aug-25	PACIFIC HYDROTECH CORPORATION	121,047.06
1007599	21-Aug-25	PACIFIC MECHANICAL SUPPLY	667.13
1007600	21-Aug-25	PSOMAS	8,656.50
1007601	21-Aug-25	QUICKEL PAVING INC	24,655.00
1007602	21-Aug-25	RUST AUTOMATION & CONTROLS INC	1,623.19
1007603	21-Aug-25	SKORUZ TECHNOLOGIES INC	21,140.00
1007604	21-Aug-25	SYNAGRO WEST, LLC	150,656.01
1007605	21-Aug-25	W. W. GRAINGER, INC.	7,055.63
1007606	21-Aug-25	WECK ANALYTICAL ENVIRONMENT SERVICES, INC.	150.00
1007607	21-Aug-25	WESTAMERICA COMMUNICATIONS, INC.	2,974.98

IRVINE RANCH WATER DISTRICT
AP DISBURSEMENTS AND VOIDS FOR AUGUST 2025

CHECK OR ELECTRONIC #	PAYMENT DATE	SUPPLIER	PAYMENT AMOUNT
1007629	28-Aug-25	ABC ICE, INC	508.85
1007630	28-Aug-25	AMAZON CAPITAL SERVICES, INC.	2,383.12
1007631	28-Aug-25	AQUA BEN CORPORATION	64,977.30
1007632	28-Aug-25	AUTOZONE PARTS, INC.	715.98
1007633	28-Aug-25	BIRMINGHAM FASTENER & SUPPLY INC	1,355.73
1007634	28-Aug-25	BURLINGTON SAFETY LABORATORY	14,464.35
1007635	28-Aug-25	C WELLS PIPELINE MATERIALS, INC	10,317.06
1007636	28-Aug-25	CALIFORNIA BARRICADE RENTALS, INC.	141,950.42
1007637	28-Aug-25	CAROLLO ENGINEERS, INC	47,208.00
1007638	28-Aug-25	CHO DESIGN ASSOCIATES, INC	900.00
1007639	28-Aug-25	COTTONS POINT DESIGN, INC.	2,410.01
1007640	28-Aug-25	DATA CLEAN LLC	1,023.50
1007641	28-Aug-25	DELTA DENTAL OF CALIFORNIA	48,037.82
1007642	28-Aug-25	ECO SERVICES OPERATIONS CORP.	7,193.31
1007643	28-Aug-25	FORGE MEDIA GROUP LLC	75,000.00
1007644	28-Aug-25	GANAHL LUMBER CO.	28.37
1007645	28-Aug-25	HILL BROTHERS CHEMICAL COMPANY	3,198.69
1007646	28-Aug-25	HINSILBLON LTD	26,542.00
1007647	28-Aug-25	JCI JONES CHEMICALS, INC.	31,441.41
1007648	28-Aug-25	JOHN MICHAEL COVAS	185.00
1007649	28-Aug-25	KIMBALL MIDWEST	398.80
1007650	28-Aug-25	LANDCARE HOLDINGS, INC.	116,199.34
1007651	28-Aug-25	LIEBERT CASSIDY WHITMORE	1,015.00
1007652	28-Aug-25	MAXGRIP AMERICAS INC	45,300.00
1007653	28-Aug-25	MERRIMAC PETROLEUM, INC.	88,075.94
1007654	28-Aug-25	MR CRANE, INC.	1,983.75
1007655	28-Aug-25	MUNICIPAL WATER DISTRICT OF ORANGE COUNTY	3,200,313.79
1007656	28-Aug-25	NATURALWELL, LLC	907.50
1007657	28-Aug-25	ORANGE COUNTY AUTO PARTS	91.91
1007658	28-Aug-25	PACIFIC MECHANICAL SUPPLY	31,740.30
1007659	28-Aug-25	PACIFIC STAR CHEMICAL, LLC	2,642.65
1007660	28-Aug-25	RAM AIR ENGINEERING INC	61,220.83
1007661	28-Aug-25	REACH EMPLOYEE ASSISTANCE INC	1,139.60
1007662	28-Aug-25	RELIANCE STANDARD LIFE INSURANCE COMPANY	39,794.53
1007663	28-Aug-25	RPM TEST EQUIPMENT SOLUTIONS INC	1,921.00
1007664	28-Aug-25	SHOETERIA, INC.	250.00
1007665	28-Aug-25	VSS SALES, INC.	36,983.04
1007666	28-Aug-25	W. W. GRAINGER, INC.	9,717.91
1007667	28-Aug-25	WEST COAST SAND & GRAVEL INC.	2,246.75
SUB-TOTAL IRWD WELLS FARGO ACH DISBURSEMENTS			7,406,181.39
100306	7-Aug-25	BANK OF AMERICA	200,092.02
100307	7-Aug-25	SUMITOMO MITSUI BANKING CORPORATION	87,328.76
100308	14-Aug-25	SUMITOMO MITSUI BANKING CORPORATION	30,038.62
100309	14-Aug-25	WELLS FARGO BANK, N.A.	7,111.33
100310	21-Aug-25	CALIFORNIA DEPARTMENT OF TAX AND FEE ADMINISTRATION	8,770.00
100311	28-Aug-25	BANK OF AMERICA	2,000.00

IRVINE RANCH WATER DISTRICT
AP DISBURSEMENTS AND VOIDS FOR AUGUST 2025

CHECK OR ELECTRONIC #	PAYMENT DATE	SUPPLIER	PAYMENT AMOUNT
100312	28-Aug-25	DUDLEY RIDGE WATER DISTRICT	2,400,000.00
100313	28-Aug-25	U.S. BANK NATIONAL ASSOCIATION	2,415,001.01
SUB-TOTAL IRWD WELLS FARGO WIRE DISBURSEMENTS			5,150,341.74
16234	7-Aug-25	CALPERS	815,800.57
16235	14-Aug-25	FRANCHISE TAX BOARD	102,049.64
16236	14-Aug-25	CALPERS	681,382.07
16237	14-Aug-25	INTERNAL REVENUE SERVICE	307,204.84
16238	14-Aug-25	CALIFORNIA DEPARTMENT OF CHILD SUPPORT SERVICES	3,406.91
16239	14-Aug-25	EMPLOYMENT DEVELOPMENT DEPARTMENT	30,050.46
16240	14-Aug-25	EMPOWER RETIREMENT, LLC	226,164.06
16241	21-Aug-25	BARDEEN PARTNERS, INC.	806,400.00
16242	28-Aug-25	FRANCHISE TAX BOARD	104,289.48
16243	28-Aug-25	CALPERS	340,692.15
16244	28-Aug-25	INTERNAL REVENUE SERVICE	311,585.84
16245	28-Aug-25	CALIFORNIA DEPARTMENT OF CHILD SUPPORT SERVICES	3,406.91
16246	28-Aug-25	EMPLOYMENT DEVELOPMENT DEPARTMENT	25,752.46
16247	28-Aug-25	EMPOWER RETIREMENT, LLC	213,935.95
16248	28-Aug-25	INSPIRA FINANCIAL HEALTH, INC	69,124.03
SUB-TOTAL IRWD BOFA WIRE DISBURSEMENTS			4,041,245.37
SUB-TOTAL BOFA AND WELLS FARGO CHECK AND ELECTRONIC DISBURSEMENTS			22,895,534.72
147738	14-Aug-25	M.CUBED	6,680.00
448653	3-Apr-25	ABDUL & SURYA SATTAR	155.31
448655	3-Apr-25	ADAMS, MAILE	140.67
448658	3-Apr-25	AMINLOO, PEYMAN	247.44
448679	3-Apr-25	DANDEKAR, CLARA	66.10
448699	3-Apr-25	HAMLET, LOIS J	161.74
448702	3-Apr-25	HSU, DAVID	68.64
448703	3-Apr-25	HU, QIAN	742.52
448721	3-Apr-25	MCCARTHY BUILDING COMPANIES INC	2,323.18
448752	3-Apr-25	STOKES, BERNADETTE M.	47.65
448775	3-Apr-25	ZHANG, HAN	596.28
448792	10-Apr-25	BENNETT, LISHA	23.14
448802	10-Apr-25	CHANG, LARRY	38.72
448811	10-Apr-25	CORBITT, CONNOR	24.04
448825	10-Apr-25	FACAL, CRISETTE	21.80
448830	10-Apr-25	GALLETES, BRAD	26.85
448834	10-Apr-25	HAEH, KRISHNA	69.07
448840	10-Apr-25	JIA, ZHENG DONG	82.13
448847	10-Apr-25	KYOMARS ABBASSI & MANDANA HEMAT	29.11
448851	10-Apr-25	LEE, RIA	222.44
448852	10-Apr-25	LEE, YOUNKYOUNG	30.60
448853	10-Apr-25	LI, JAIN	27.53
448860	10-Apr-25	MUN, EMILY	28.13
448886	10-Apr-25	ROUBAL, NOEL	45.83

IRVINE RANCH WATER DISTRICT
AP DISBURSEMENTS AND VOIDS FOR AUGUST 2025

CHECK OR ELECTRONIC #	PAYMENT DATE	SUPPLIER	PAYMENT AMOUNT
448910	10-Apr-25	WANG, PENG	20.66
448913	10-Apr-25	WAYNARD, JOE	29.93
448914	10-Apr-25	WEINER, DANIEL	29.45
448915	10-Apr-25	XIA, ZHIHUI	19.19
448916	10-Apr-25	XIE, SHENG	20.79
448918	10-Apr-25	YINGQI XU AND JIAQI WANG	35.42
448919	10-Apr-25	YU, CHANGHUA	40.12
448920	10-Apr-25	YU, JINGZE	15.78
448921	10-Apr-25	ZHAO, ZHONGYANG	19.06
448926	10-Apr-25	Leal, Anthony E	31.36
448941	17-Apr-25	BEHDADNIA, GOHAR	36.80
448982	17-Apr-25	HSU, DAVID	71.35
449037	17-Apr-25	SIMHEE, FARHAN	31.14
449087	24-Apr-25	CHEN, HONGLU	2,395.96
449119	24-Apr-25	KHAN MD, ABDUL	62.70
449175	24-Apr-25	WANG, BAIZAN	22.48
449178	24-Apr-25	WU, YOUWEN	164.28
SUB-TOTAL BOFA AND WELLS FARGO CHECK AND ELECTRONIC VOIDED IN AUGUST 2025			14,945.39
NET			22,880,589.33

Note: This page is intentionally left blank.

MONTHLY SUMMARY OF PAYROLL ACH PAYMENTS

August
2025

	AMOUNT	VENDOR	PURPOSE
8/8/2025	1,391,999.17	BANK OF AMERICA	ACH Payments for Payroll
8/22/2025	1,423,677.40	BANK OF AMERICA	ACH Payments for Payroll
	<u><u>\$2,815,676.57</u></u>		

Note: This page is intentionally left blank.

Exhibit "F"

IRWD Gov Code 53065.5 Disclosure Report

Payment or Reimbursements for Individual charges of \$100 or more per transaction for services or product received.

01-AUG-25 to 31-AUG-25


NAME	CHECK NO.	CHECK DATE	AMOUNT	ITEM DESCRIPTION	EXPENSE JUSTIFICATION
Barreto, Gustavo (Gus)	1007542	21-Aug-25	129.00	Certification	CWEA Electrical Instrumentation Grade IV
Barreto, Gustavo (Gus)	1007542	21-Aug-25	259.00	Membership	CWEA Electrical Instrumentation Grade IV
Bush, Norman	1007377	7-Aug-25	145.00	Membership	Professional Public Purchasing Organization
Chaney, David (Dave)	1007608	28-Aug-25	251.00	Membership	CWEA Collection Systems Maintenance Grade II
Chaney, David (Dave)	1007608	28-Aug-25	119.00	Certification	CWEA Collection Systems Maintenance Grade II
Colston, James	1007471	14-Aug-25	394.36	Lodging	CASA 2025 Annual Conference, San Diego, CA , July 30, 2025 to August 1, 2025
Colston, James	1007471	14-Aug-25	394.36	Lodging	CASA 2025 Annual Conference, San Diego, CA , July 30, 2025 to August 1, 2025
Giatpaiboon, Scott	1007549	21-Aug-25	176.90	Lodging	The NELAC '25 Environmental Symposium St. Louis, MO, August 4-8, 2025
Giatpaiboon, Scott	1007549	21-Aug-25	176.90	Lodging	The NELAC '25 Environmental Symposium St. Louis, MO, August 4-8, 2025
Giatpaiboon, Scott	1007549	21-Aug-25	176.90	Lodging	The NELAC '25 Environmental Symposium St. Louis, MO, August 4-8, 2025
Giatpaiboon, Scott	1007549	21-Aug-25	176.90	Lodging	The NELAC '25 Environmental Symposium St. Louis, MO, August 4-8, 2025
Giatpaiboon, Scott	1007549	21-Aug-25	176.90	Lodging	The NELAC '25 Environmental Symposium St. Louis, MO, August 4-8, 2025
Haug, Jack Philip Ryan	1007475	14-Aug-25	100.00	OT Meal	OT meal for 5 people
Justice, Jack L (Jack)	1007388	7-Aug-25	111.00	Certification	CWEA Electrical Instrumentation Grade II
Mroczek, Michael	1007485	14-Aug-25	385.35	Lodging	ESRI User Conference, San Diego, CA July 15-17, 2025
Mroczek, Michael	1007485	14-Aug-25	109.90	Mileage	ESRI User Conference, San Diego, CA July 15-17, 2025
Mwe, Nang	1007556	21-Aug-25	180.00	Certification	California Board of Professional Engineers License Renewal
Navarro, Hector R	1007397	7-Aug-25	342.02	Lodging	ESRI User Conference, San Diego, CA July 16-17, 2025
Nguyen, Kevin Minh	1007619	28-Aug-25	254.00	Certification	CWEA Electrical Instrumentation Grade IV
Seraypheap, Evan	1007562	21-Aug-25	264.00	Parking Fee	SANS Defense Security Architecture Course July 21-26, 2025
Shih, Han-Tsuei (Josephine)	1007401	7-Aug-25	854.98	Lodging	ESRI User Conference, San Diego, CA July 15-17, 2025
Tran, Loc Phuc	1007403	7-Aug-25	106.00	Certification	CWEA Environmental Compliance Inspector Grade I
Wise, Maureen (Mo)	1007628	28-Aug-25	222.00	Airfare	Society of Wetland Scientists Conference, Providence, RI, July 14-18, 2025
Wise, Maureen (Mo)	1007628	28-Aug-25	796.41	Lodging	Society of Wetland Scientists Conference, Providence, RI, July 14-18, 2025
Wise, Maureen (Mo)	1007628	28-Aug-25	131.30	Parking Fee	Society of Wetland Scientists Conference, Providence, RI, July 14-18, 2025
Total Amount: 6,433.18					

Note: This page is intentionally left blank.

September 22, 2025

Prepared by: L. Kaneshiro

Submitted by: N. Adly

Approved by: Paul A. Cook 

CONSENT CALENDAR

CYBERSECURITY THREAT DETECTION AND RESPONSE SERVICES RENEWAL

SUMMARY:

IRWD maintains a high level of cybersecurity for its information technology systems. Cyber risks continue to increase due to increased computerization and mobility, and emerging technologies such as artificial intelligence (AI). To protect IRWD against cyber-attacks, IRWD needs to continuously monitor activities on its networks, cloud environments, and critical devices to quickly identify and respond to potential threats. LevelBlue will provide cybersecurity services, including 24/7 threat detection and response. The proposed three-year agreement is a renewal of the service that has been in place for the past three years. Staff recommends that the Board authorize the General Manager to execute a Professional Services Agreement with LevelBlue in the amount of \$430,500.

BACKGROUND:

Cybersecurity is a continually evolving risk for nearly every organization. Greater computerization, mobility, emerging technologies such as AI create larger attack surfaces, more attack methods, and new vulnerabilities. Cyber-attack attempts occur 24 hours per day, 7 days per week. To protect IRWD against modern cyber risks, IRWD needs to continuously monitor activities on its networks, cloud environments, and critical devices to quickly identify and respond to potential threats.

Three years ago, the IRWD Board approved the initial agreement for cybersecurity threat detection and response services with AT&T. These services continued without interruption when AT&T spun off its cybersecurity division to create LevelBlue in 2024. The proposed Agreement is a renewal of these cybersecurity services that will continue to enhance IRWD's cybersecurity program.

LevelBlue's Cybersecurity Threat Detection and Response includes:

- 24x7 proactive cybersecurity monitoring, alarm validation and incident investigation;
- Orchestration and automation, including integration with third-party tools and automatic threat blocking to expedite incident response;
- Threat intelligence, which is needed to keep the solution's defenses up to date; and
- Reports, including pre-built templates and ad-hoc capabilities.

The Cyber Incident Response Retainer includes:

- Up to 120 hours of expert assistance in the event of a security breach;
- Incident Response Plan review;
- Tabletop Exercises; and
- Monthly threat reviews.

FISCAL IMPACTS:

The proposed Agreement's cost is included in the Information Technology Operating Budget, Department 250, Account 585008. The cost breakdown is outlined in the table below.

Fiscal Year	Threat Detection and Response	Incident Retainer	Total
2025-2026	\$85,000	\$58,500	\$143,500
2026-2027	\$85,000	\$58,500	\$143,500
2027-2028	\$85,000	\$58,500	\$143,500
Total	\$255,000	\$175,500	\$430,500

ENVIRONMENTAL COMPLIANCE:

This item is not a project as defined in the California Environmental Quality Act Code of Regulations, Title 14, Chapter 3, Section 15378.

COMMITTEE STATUS:

This item was not reviewed by a Committee.

RECOMMENDATION:

THAT THE BOARD AUTHORIZE THE GENERAL MANAGER TO EXECUTE A PROFESSIONAL SERVICES AGREEMENT WITH LEVELBLUE IN THE AMOUNT OF \$430,500 AND A DURATION OF THREE YEARS FOR CYBERSECURITY THREAT DETECTION AND RESPONSE SERVICES.


LIST OF EXHIBITS:

None.

September 22, 2025

Prepared by: B. Inzunza

Submitted by: T. Mitcham

Approved by: Paul A. Cook 

ACTION CALENDAR

RENEWAL OF GROUP MEDICAL PLAN SERVICES AND HEALTHCARE BENEFITS CONTRIBUTION CHANGE FOR CALENDAR YEAR 2026

SUMMARY:

On August 11, 2025, the IRWD Board of Directors reviewed and approved the renewal of dental, vision, and ancillary benefit plans for calendar year 2026. After developing an alternative approach for medical insurance premium contributions, staff is now recommending that the Board approve that the District apply a new cost-sharing approach for medical insurance premiums, wherein IRWD pays 95% of the cost and the employee pays 5% of the cost, as shown in Exhibit “A.”

BACKGROUND:

IRWD contracts with CalPERS to provide medical insurance coverage for its employees. Each year, in advance of the annual insurance benefit open enrollment period, IRWD receives the premium rates for each health insurance plan for the upcoming calendar year. The health care rate and plan changes for 2026 include an overall premium increase of 7.76%, of which the average premium increase for the CalPERS Basic Health Maintenance Organization (HMO) plans is 6.48%, and 12.08% for the Preferred Provider Organization (PPO) Basic plans.

IRWD has had a long-standing practice of calculating the employer and employee contribution rates for health insurance premiums based on the calculation methodology of 90% of the highest enrollment PPO plan offered in the prior renewal year. The rates for this plan are then used to calculate the maximum District contribution rates for all plans offered. In 2025, the PPO plan with the highest enrollment was the PERS Gold PPO plan (Region 2). Applying this practice to the 2026 CalPERS premiums based on IRWD’s current enrollment by tier, plan, and region results in an approximate 8% decrease in employer contributions, and a significant increase in employee contributions.

The medical insurance premium contribution rates are uniform for all full-time regular employees; any change would require modifying existing language in the Memoranda of Understanding (MOU) between IRWD and IBEW. IRWD and IBEW mutually agreed to implement changes to the employer and employee contribution rates for medical premiums in exchange for an extension of the current MOUs (with some modifications). This change will be reflected in side letter agreements accompanying the existing MOUs between IRWD and IBEW, set to expire on June 30, 2026.

New Cost-Sharing Approach:

Staff is recommending a new cost-sharing structure for medical insurance premiums for all employees, in which IRWD would contribute 95% of the total monthly CalPERS medical

premium cost for all coverage tiers, and employees would be responsible for the remaining 5%. Although this introduces a modest employee contribution, it significantly lowers costs for employees when compared with the current cost-sharing practice as included in the existing IRWD / IBEW MOU. This approach is designed to address employee concerns while maintaining a sustainable and competitive benefits program for the District.

Contingent upon the Board's approval of this recommendation, the General Manager will sign side letter agreements with the IBEW to amend the existing Healthcare Benefits Contribution language in the MOUs between the parties beginning January 1, 2026, through June 30, 2026, concurrent with the expiration of the existing MOUs between IRWD and IBEW. On July 1, 2026, the new MOUs between IRWD and IBEW—which will also reflect this new “95/5” cost-sharing structure—will become effective.

FISCAL IMPACTS:

The continuation of the CalPERS medical insurance plans with the “95/5” cost-sharing structure will result in total projected expenses for FY 2025-26 of approximately \$9,384,553. This assumes the employee count and plan selections remain the same, and accounts for the premium increase and employee-only HMO coverage for temporary employees to ensure compliance with the Affordable Care Act. Staff budgeted for a 12% increase in medical premiums, which was higher than the overall increase of 7.76% for all basic plans.

COMMITTEE STATUS:

This item was not reviewed by a Committee.

ENVIRONMENTAL COMPLIANCE:

This item is not a project as defined in the California Environmental Quality Act Code of Regulations, Title 14, Chapter 3, Section 15378.

STAFF RECOMMENDATION:

THAT THE BOARD AUTHORIZE THE CONTINUATION OF IRWD'S HEALTH INSURANCE COVERAGE WITH CALPERS, INCLUDING CHANGES TO THE DISTRICT AND EMPLOYEE HEALTHCARE CONTRIBUTION RATES, AND AUTHORIZE THE GENERAL MANAGER TO SIGN SIDE LETTER AGREEMENTS WITH IBEW TO AMEND THE EXISTING HEALTHCARE BENEFITS CONTRIBUTION LANGUAGE IN THE MOUS BETWEEN THE PARTIES BEGINNING JANUARY 1, 2026, THROUGH JUNE 30, 2026.

LIST OF EXHIBITS:

Exhibit “A” – Proposed CalPERS Medical Premium and IRWD Contribution

Exhibit "A"



REGION 2 – ORANGE AND SAN DIEGO COUNTIES

Health Plan	Number of Employees Enrolled in 2025	2025 Plan Year			2026 Plan Year		
		Premium Rates	Employee Monthly Contribution	IRWD Monthly Contribution	Premium Rates	Employee Monthly Contribution	IRWD Monthly Contribution
Anthem Blue Cross Select HMO							
Employee Only	9	\$919.00	\$0.00	\$919.00	\$1,016.32	\$50.82	\$965.50
Employee + 1		\$1,838.00	\$0.00	\$1,838.00	\$2,032.64	\$101.63	\$1,931.01
Employee + Family		\$2,389.40	\$0.00	\$2,389.40	\$2,642.43	\$132.12	\$2,510.31
Anthem Blue Cross Traditional HMO							
Employee Only	9	\$1,110.97	\$0.00	\$1,110.97	\$1,158.26	\$57.91	\$1,100.35
Employee + 1		\$2,221.94	\$0.00	\$2,221.94	\$2,316.52	\$115.83	\$2,200.69
Employee + Family		\$2,888.52	\$0.00	\$2,888.52	\$3,011.48	\$150.57	\$2,860.91
Blue Shield Access+ HMO							
Employee Only	39	\$948.53	\$0.00	\$948.53	\$1,052.89	\$52.64	\$1,000.25
Employee + 1		\$1,897.06	\$0.00	\$1,897.06	\$2,105.78	\$105.29	\$2,000.49
Employee + Family		\$2,466.18	\$0.00	\$2,466.18	\$2,737.51	\$136.88	\$2,600.63
Blue Shield Trio HMO							
Employee Only	8	\$909.10	\$0.00	\$909.10	\$936.58	\$46.83	\$889.75
Employee + 1		\$1,818.20	\$0.00	\$1,818.20	\$1,873.16	\$93.66	\$1,779.50
Employee + Family		\$2,363.66	\$0.00	\$2,363.66	\$2,435.11	\$121.76	\$2,313.35
Health Net Salud y Más							
Employee Only	0	\$823.49	\$0.00	\$823.49	\$879.57	\$43.98	\$835.59
Employee + 1		\$1,646.98	\$0.00	\$1,646.98	\$1,759.14	\$87.96	\$1,671.18
Employee + Family		\$2,141.07	\$0.00	\$2,141.07	\$2,286.88	\$114.34	\$2,172.54
Kaiser Permanente							
Employee Only	123	\$944.34	\$0.00	\$944.34	\$987.69	\$49.38	\$938.31
Employee + 1		\$1,888.68	\$0.00	\$1,888.68	\$1,975.38	\$98.77	\$1,876.61
Employee + Family		\$2,455.28	\$0.00	\$2,455.28	\$2,567.99	\$128.40	\$2,439.59
Sharp Performance Plus							
Employee Only	0	\$868.45	\$0.00	\$868.45	\$916.20	\$45.81	\$870.39
Employee + 1		\$1,736.90	\$0.00	\$1,736.90	\$1,832.40	\$91.62	\$1,740.78
Employee + Family		\$2,257.97	\$0.00	\$2,257.97	\$2,382.12	\$119.11	\$2,263.01
United Healthcare Alliance							
Employee Only	16	\$890.66	\$0.00	\$890.66	\$950.99	\$47.55	\$903.44
Employee + 1		\$1,781.32	\$0.00	\$1,781.32	\$1,901.98	\$95.10	\$1,806.88
Employee + Family		\$2,315.72	\$0.00	\$2,315.72	\$2,472.57	\$123.63	\$2,348.94
United Healthcare Harmony							
Employee Only	6	\$819.64	\$0.00	\$819.64	\$857.14	\$42.86	\$814.28
Employee + 1		\$1,639.28	\$0.00	\$1,639.28	\$1,714.28	\$85.71	\$1,628.57
Employee + Family		\$2,131.06	\$0.00	\$2,131.06	\$2,228.56	\$111.43	\$2,117.13
PERS Gold							
Employee Only	50	\$864.75	\$0.00	\$864.75	\$956.28	\$47.81	\$908.47
Employee + 1		\$1,729.50	\$0.00	\$1,729.50	\$1,912.56	\$95.63	\$1,816.93
Employee + Family		\$2,248.35	\$0.00	\$2,248.35	\$2,486.33	\$124.32	\$2,362.01
PERS Platinum							
Employee Only	44	\$1,258.76	\$125.88	\$1,132.88	\$1,426.24	\$71.31	\$1,354.93
Employee + 1		\$2,517.52	\$251.75	\$2,265.77	\$2,852.48	\$142.62	\$2,709.86
Employee + Family		\$3,272.78	\$327.28	\$2,945.50	\$3,708.22	\$185.41	\$3,522.81


REGION 3 – LOS ANGELES, RIVERSIDE AND SAN BERNARDINO COUNTIES

Health Plan	Number of Employees Enrolled in 2025	2025 Plan Year			2026 Plan Year		
		Premium Rates	Employee Monthly Contribution	IRWD Monthly Contribution	Premium Rates	Employee Monthly Contribution	IRWD Monthly Contribution
Anthem Blue Cross Select HMO							
Employee Only	4	\$916.88	\$0.00	\$916.88	\$962.68	\$48.13	\$914.55
Employee + 1		\$1,833.76	\$0.00	\$1,833.76	\$1,925.36	\$96.27	\$1,829.09
Employee + Family		\$2,383.89	\$0.00	\$2,383.89	\$2,502.97	\$125.15	\$2,377.82
Anthem Blue Cross Traditional HMO							
Employee Only	4	\$1,065.46	\$0.00	\$1,065.46	\$1,128.53	\$56.43	\$1,072.10
Employee + 1		\$2,130.92	\$0.00	\$2,130.92	\$2,257.06	\$112.85	\$2,144.21
Employee + Family		\$2,770.20	\$0.00	\$2,770.20	\$2,934.18	\$146.71	\$2,787.47
Blue Shield Access+ HMO							
Employee Only	16	\$828.48	\$0.00	\$828.48	\$917.91	\$45.90	\$872.01
Employee + 1		\$1,656.96	\$0.00	\$1,656.96	\$1,835.82	\$91.79	\$1,744.03
Employee + Family		\$2,154.05	\$0.00	\$2,154.05	\$2,386.57	\$119.33	\$2,267.24
Blue Shield Trio HMO							
Employee Only	1	\$738.11	\$0.00	\$738.11	\$852.56	\$42.63	\$809.93
Employee + 1		\$1,476.22	\$0.00	\$1,476.22	\$1,705.12	\$85.26	\$1,619.86
Employee + Family		\$1,919.09	\$0.00	\$1,919.09	\$2,216.66	\$110.83	\$2,105.83
Health Net Salud y Más							
Employee Only	0	\$714.40	\$0.00	\$714.40	\$740.11	\$37.01	\$703.10
Employee + 1		\$1,428.80	\$0.00	\$1,428.80	\$1,480.22	\$74.01	\$1,406.21
Employee + Family		\$1,857.44	\$0.00	\$1,857.44	\$1,924.29	\$96.21	\$1,828.08
Kaiser Permanente							
Employee Only	52	\$926.52	\$0.00	\$926.52	\$969.05	\$48.45	\$920.60
Employee + 1		\$1,853.04	\$0.00	\$1,853.04	\$1,938.10	\$96.91	\$1,841.20
Employee + Family		\$2,408.95	\$0.00	\$2,408.95	\$2,519.53	\$125.98	\$2,393.55
United Healthcare Alliance							
Employee Only	3	\$866.40	\$0.00	\$866.40	\$870.76	\$43.54	\$827.22
Employee + 1		\$1,732.80	\$0.00	\$1,732.80	\$1,741.52	\$87.08	\$1,654.44
Employee + Family		\$2,252.64	\$0.00	\$2,252.64	\$2,263.98	\$113.20	\$2,150.78
United Healthcare Harmony							
Employee Only	0	\$756.28	\$0.00	\$756.28	\$765.51	\$38.28	\$727.23
Employee + 1		\$1,512.56	\$0.00	\$1,512.56	\$1,531.02	\$76.55	\$1,454.47
Employee + Family		\$1,966.33	\$0.00	\$1,966.33	\$1,990.33	\$99.52	\$1,890.81
PERS Gold							
Employee Only	7	\$868.15	\$0.00	\$868.15	\$960.03	\$48.00	\$912.03
Employee + 1		\$1,736.30	\$0.00	\$1,736.30	\$1,920.06	\$96.00	\$1,824.06
Employee + Family		\$2,257.19	\$0.00	\$2,257.19	\$2,496.08	\$124.80	\$2,371.28
PERS Platinum							
Employee Only	5	\$1,263.73	\$130.85	\$1,132.88	\$1,431.81	\$71.59	\$1,360.22
Employee + 1		\$2,527.46	\$261.69	\$2,265.77	\$2,863.62	\$143.18	\$2,720.44
Employee + Family		\$3,285.70	\$340.20	\$2,945.50	\$3,722.71	\$186.14	\$3,536.57

September 22, 2025

Prepared by: M. Lu / J. Moeder

Submitted by: K. Burton

Approved by: Paul A. Cook 

ACTION CALENDAR

SANTIAGO HILLS ZONE 5 TANK LEAK REPAIR CONSTRUCTION AWARD AND BUDGET ADDITION

SUMMARY:

The Santiago Hills Zone 5 Tank is a buried prestressed concrete tank that is currently leaking. Staff negotiated a scope and fee directly with DN (formerly DN Tanks), the original tank manufacturer, to repair the tank. Staff recommends that the Board:

- Authorize the General Manager to execute a construction contract with DN in the amount of \$431,800; and
- Authorize a budget addition in the amount of \$915,000 for the Santiago Hills Zone 5 Tank Leak Repair project.

BACKGROUND:

The Santiago Hills Zone 5 Tank, which is located along Santiago Canyon Road between Jamboree and the 261 Toll Road, is a six-million-gallon prestressed concrete tank that was built in 1992. The storage tank is used to store domestic water and is fully buried. A typical element of the prestressed concrete tank design is to include a ring drain that is located around the entire perimeter of the tank adjacent to the wall footing. This ring drain allows a tank owner to monitor the performance of the hydraulic structure and detect leaks, if they occur. In 2024, staff identified that water was leaking at a rate of approximately 30 gallons per minute by measuring the flow rate in the ring drain collection vault. Staff investigated the issue by conducting a dive inspection of the tank, exploring potential slope stability issues, and isolating pipelines in the area to rule out potential pipe leaks. While the three-part investigation did not yield specific causes or locations of the leak, the leakage flow rate significantly decreased as the water level was lowered in the reservoir suggesting the source of the leak is the tank.

To address this leakage issue, staff reached out to DN, who constructed the existing storage tank and who has a branch dedicated to tank repairs, to discuss potential areas in the tank where water could be escaping. Based on DN's experience, the potential areas of leaks are the floor joints, floor to footing joints, and wall to floor joints. DN has successfully sealed these joints with a urethane coating product that complies with the Division of Drinking Water requirements.

In July 2025, staff completed a hydraulic analysis to determine whether the existing tank can be taken offline to complete the repairs. The results from the analysis indicate that the tank can be taken offline while utilizing other available supplies including Orchard Hills Zone 5, OPA Well No. 1, or the OC-68 turnout. To minimize impacts on the District's domestic water supply system, the proposed work will need to be completed in the winter when demand is low. As such, staff worked directly with DN to develop a scope of work and fee for the repairs and to tentatively reserve the repair crews to complete the work in January 2026. DN's scope will include preparing the floor joints, floor to footing joints, and footing to wall joints, and applying

a coating to seal the joints. While in the reservoir, DN will also perform a detailed inspection of the floor and repair cracks, if required. Staff and DN negotiated a fee in the amount of \$431,800 for the repair work, which is anticipated to be completed within six weeks. DN's proposal is provided as Exhibit "A." Given the time sensitivity and DN's familiarity with the tank, staff is recommending a sole source contract with DN. A draft PowerPoint presentation is provided as Exhibit "B."

FISCAL IMPACTS:

This project is not included in the FY 2025-26 Capital Budget. The project will be funded by the Domestic Water Replacement Funds and requires a budget addition as follows. The funds will be used to cover the past tank leak investigation process, development of a tank repair procedure, construction and inspection, and allow a contingency for additional repairs that may be identified when the tank is drained.

Project No.	Current Budget	Addition <Reduction>	Total Budget
13316	\$0	\$915,000	\$915,000

ENVIRONMENTAL COMPLIANCE:

The project is exempt from the California Environmental Quality Act (CEQA) because the action involves the repair, maintenance, and minor alteration of existing public utility facilities, and mechanical equipment involving no expansion of existing or former use, as authorized under the California Code of Regulations, Title 14, Division 6, Chapter 3, Section 15301 (Class 1 "Existing Facilities"). Class 1 exempts the operation, repair, maintenance, permitting, leasing, licensing, or minor alteration of existing public or private structures, facilities, mechanical equipment, or topographical features, involving negligible or no expansion of existing or former use, such as existing facilities of publicly owned utilities used to provide public utility services.

COMMITTEE STATUS:

This item was not reviewed by a Committee.

RECOMMENDATION:

THAT THE BOARD AUTHORIZE THE GENERAL MANAGER TO EXECUTE A CONSTRUCTION CONTRACT WITH DN IN THE AMOUNT OF \$431,800; AND AUTHORIZE A BUDGET ADDITION IN THE AMOUNT OF \$915,000 FOR THE SANTIAGO HILLS ZONE 5 TANK LEAK REPAIR, PROJECT 13316.

LIST OF EXHIBITS:

Exhibit "A" – Santiago Hills Zone 5 Reservoir Repair Proposal
Exhibit "B" – Draft PowerPoint Presentation



**BUILT
FOR THE FUTURE**

DIR: PW-LR-1000820128

September 10th, 2025

Irvine Ranch Water District
15600 Sand Canyon Avenue
Irvine, CA 92618

Attn: Jacob J. Moeder, P.E.
Engineering Manager – Dams & Storage

Reference: Santiago Hills Zone 5 – Reservoir Repair
6.0 MG AWWA D110 Type I Prestressed Concrete Tank Rehabilitation
Irvine Ranch Water District
Orange, CA

Dear Mr. Moeder,

As requested, DN Tanks is providing a proposal to perform interior waterproofing on the existing Santiago Hills – Zone 5 Prestressed Concrete Reservoir. We understand the existing reservoir is currently leaking, and previous attempts to identify the leak were unsuccessful. DN Tanks is prepared to coordinate and work with Irvine Ranch Water District to develop a long-term rehabilitation solution.

DN Tanks scope of work corresponds to the technical specifications titled “Santiago Hills Zone 5 Reservoir – Coating Specifications” provided with this Proposal.

I. OUTLINE OF SERVICES FURNISHED BY DN TANKS:

DN Tanks understands it is assumed that this tank is currently experiencing leakage, but the source of the leakage is unknown. Based on our experience, the work proposed below is intended to address the most likely sources of leakage. While we are confident these recommendations will improve the leaking issues, DN Tanks has not inspected this tank and cannot guarantee this work will provide a completely leak free tank. Additional repairs may be required to fully address any additional leakage. Once the tank is drained, DN Tanks will perform a visual inspection and provide any additional recommendations that we believe will address current leakage concerns. To baseline and quantify the current leakage, we recommend an initial leakage test be performed. Once DN Tanks completes the recommended work and the tank is refilled, another leakage test shall be performed to determine if additional repairs are recommended. Based on the results of the final test, DN Tanks may make additional recommendations and provide cost estimates associated with the recommendations.

BASE BID ITEMS:

DN Tanks shall provide all labor, materials, equipment, supervision, and incidentals to perform the work as provided below.

- A.** DN Tanks and IRWD shall perform interior construction joint inspection to confirm limits of coating application. DN Tanks Proposal assumes coating of the floor construction joints and joints at the wall and floor interface as the Base Bid associated with this project. After the inspection, additional scope items may need to be addressed and handled as a changed condition to our Proposal.

- B. Provide surface preparation of the interior concrete joint surfaces where the waterproofing coating system shall be applied. This includes the interior footing-to-wall joint, footing-to-floor joint and two (2) floor construction joints (approx. 360 LF). The surface preparation shall be done in accordance with the coating manufacturer's requirements. This shall be achieved by ultra-high pressure water blasting or mechanical means. Drying of the tank interior in accordance with the coating manufacturers' recommendations will also be performed. Note, this does not include the column footing to floor interface.
- C. Furnish and install an interior waterproof coating system consisting of CIM EMT Epoxy Primer, CIM 1000 Trowell Grade, CIM polyester scrim, and final top coating of CIM 1061 on the footing-to-wall joint, footing-to-floor joint, and floor construction joints indicated in Section 2.05 and 3.05 of the project specifications. The minimum total coating system thickness is 60 wet mils. The coating widths shall be a minimum 12" wide on either side of transition joints and 3" wide on either side of construction joints on floor.
- D. Disinfect the tank interior in accordance with AWWA C652, method 2, upon completion of the work.

ADD ALTERNATE BID ITEMS:

- E. **ITEM A1 – ADD: Floor Crack Repair – Unit Price Item – 250 LF:**
Cleaning, preparing, and waterproofing of floor cracks. Upon inspection of the tank, cracks may be found that may need repaired. This work shall be provided at a linear foot unit price. Floor cracks shall be repaired as indicated in Section 2.05 and 3.05 of the project specifications. The coating widths shall be a minimum of 1.5" wide on either side of crack.

II. WORK TO BE PERFORMED BY OWNER:

- A. **Site Preparation:** Provide an area next to the tank for DN Tanks to mobilize, accept deliveries, store any required equipment and materials, and jobsite trailer for the duration of the project scope. The site shall be secured and lockable.
- B. **Tank Draining & Filling:** Complete draining of the tank. Tank draining to be coordinated with DN Tanks. Operation of valves and flushing of any pipes to be performed by Owner. The Owner shall provide all water and work associated with filling the tank and performing bacteriological testing.
- C. **Cleaning and Sediment Removal:** Remove and clean tank of sediments after draining of the tank prior to DN Tanks mobilization.
- D. **Dewatering:** If required, any dewatering of the interior or the exterior of the tank due to leaking valves, groundwater, etc. shall be installed, monitored, and maintained by Owner for the duration of the work.
- E. **Site Access Road, Storage Areas, Traffic Control, and Parking:** Provide suitable all-weather access for heavy equipment to the job site and adequate working and storage areas for our materials and equipment. Such roads shall be suitable DN TANKS to drive its material trucks and 53' trailers up and down and positioned to allow access to the tank site. Adequate parking spaces shall be provided for DN TANKS' construction personnel.
- F. **Electrical and Instrumentation Work:** Any and all electrical, SCADA, and instrumentation work associated with this project shall be provided by Owner if required.

III. **GENERAL CONDITIONS:**

- A. **Schedule:** DN Tanks' price is contingent upon being able to commence work no earlier than January 5, 2026. It is anticipated that the Base Bid scope of work shall be accomplished in approximately 6 weeks based on a 5-day work week. This schedule is contingent on tank being 100% drained and cleaned at the time of DN Tanks' mobilization. Any work performed beyond 2026 is subject to price escalation.

DN Tanks will require the availability to work night hours during the application of the interior coating system. This is required to meet the manufacturers' application requirements. DN Tanks shall work with Owner to determine if noise waiver is required from the City of Orange.

- B. **Licenses and Permits:** The Owner shall procure and pay for all building permits, licenses (other than contractor's and business), and inspections required by any local, county, state, and/or Federal authority for any part of the work under this Agreement and shall furnish any bonds or security of deposits required by such authority to permit performance of the work. No discharge permits shall be required, as rinse water shall be filtered and drained into on-site sewer.
- C. **Final Leakage Testing:** Upon completion of the interior waterproofing application, Owner shall be responsible for performing leakage test. As DN Tanks is not providing a full interior coating system, an iterative approach is being utilized to provide owner cost efficient solution to mitigate existing leakage. If upon completion, leakage is detected above owner's acceptable amount, DN Tanks shall work with owner to make additional recommendations and provide budget costs to perform any additional work. Owner shall be performed a 24-hour leakage test.
- D. **Safety and Security Fencing:** The Owner shall maintain a secure and lockable site for the duration of DN Tanks' work.
- E. **Security Clearance Requirements:** Owner shall provide and administer the security clearance requirements for DN Tanks' personnel and DN Tanks' subcontractors' personnel in accordance with project specifications.
- F. **Construction Water:** Potable construction water shall be provided at no cost to DN Tanks. Water shall be furnished under sufficient volume and pressure in close proximity to the tank. If required, DN Tanks to acquire water meter for the duration of the project from the Irvine Ranch Water District. DN Tanks to provide all connections and hoses.
- G. **Standby Time, Delays, Construction Time and Continuous Operation:** No other construction activities can be accomplished in the tank area without the approval of DN Tanks. DN Tanks realizes that some construction for other work at the tank area will be in progress, but our proposal requires that no work shall be accomplished in the tank area without DN Tanks' approval.

IV. **PRICE AND PAYMENT CONDITIONS FOR MATERIALS FURNISHED AND WORK PERFORMED:**

- A. **Payment:** All payments made by the Contractor pursuant to this contract shall be made to DN TANKS at 351 Cypress Lane, El Cajon, CA 92020 and to no other party, Contractor or supply house, unless specifically directed by DN TANKS in writing. Payments shall be made in accordance with the contract documents and agreement.

- B. Back Charges:** There shall be no back charge of any sort by either party unless and until an authorized representative of each party has agreed to in writing the reason for and the extent of such back charge prior to such services being rendered by or for one of the parties under this Agreement.
- C. Performance/Payment & Maintenance Bonds:** The performance and payment bond is included.
- D. Wage Rates:** Our price incorporates local standard prevailing wages.
- E. Changes in Scope:** Any additions, deletions, or changes to this proposal will subject our proposal price to change.

V. PRICING BID FORM:

DN Tanks agrees to perform the work described above for the following cost:

Bid Item	Description	Unit	Est. Quantity	Unit Price	Total Price
BASE BID ITEM:					
1	Mobilization and demobilization (4% of Total Base Bid)	LS	1	\$16,800.00	\$16,800.00
2	Coating of Floor Construction Joints; Floor/Wall Joints	LS	1	\$396,900.00	\$396,900.00
3	Payment and Performance Bonds and Insurance	LS	1	\$6,300	\$6,300
TOTAL BASE BID					\$420,000.00
ADD ALTERNATE BID ITEMS:					
A1	ADD: Floor Crack Repair	LF	250	\$47.20	\$11,800.00

Sincerely,

Daniel Gancher

Daniel Gancher
Regional Manager – Concrete Tank Services
503.476.6688

Exhibit "B"



1

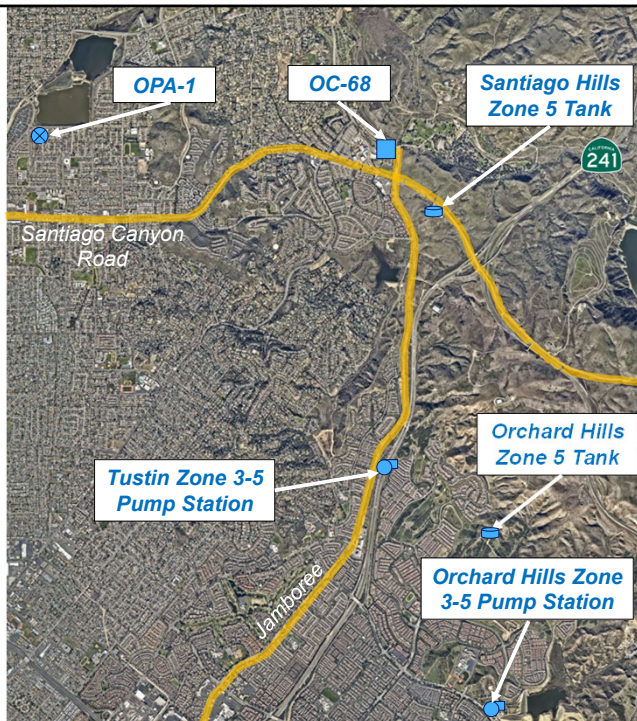
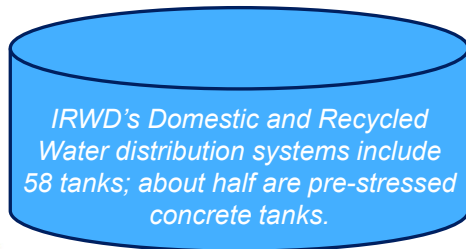
AGENDA

1. Background
2. Operational Value of Santiago Hills Zone 5 Tank
3. Proposed Repairs & Operational Considerations
4. Staff Recommendation

2

BACKGROUND

- Santiago Hills Zone 5 Tank is a six-million-gallon reservoir built in 1992 by DN Tanks.
- Pre-stressed concrete tank with a Reservoir Management System.
- Located in the center of the future Orange Heights Development.



3

OPERATIONAL VALUE OF SANTIAGO HILLS ZONE 5 RESERVOIR

- Domestic water storage serving Santiago Canyons, OPA, SWD (soon), and other areas;
- Blending facility for the OPA-1 groundwater; and
- Emergency storage for Zone 5 and Tustin Ranch area.

**Zone 5 to 8
Pump Station**

Zone 5 Tank

Zone C+ Tank



4

RESERVOIR LEAK AND PROPOSED REPAIRS

In 2024, staff discovered flow in the ring drain and concluded the tank was leaking (~30 gallons per minute).

Proposed Repairs:

- Install coating at the floor-to-footing joint, the footing-to-wall joint, and the floor construction joints.
- Additional repairs as needed, based on further inspections.

Operational Considerations:

- Santiago Hills Zone 5 Tank will be offline for approximately two months.
- While offline, other water sources will meet the winter demands.
- Staff has conducted initial operational tests and will conduct additional tests in October.



5

5

STAFF RECOMMENDATION

That the Board

- Authorize the General Manager to execute a construction contract with DN in the amount of \$431,800, and
- Authorize a budget addition in the amount \$915,000 for the Santiago Hills Zone 5 Tank Repair project.




6

6

8

4

September 22, 2025
Prepared by: L. Kaneshiro
Submitted by: N. Adly
Approved by: Paul A. Cook 

ACTION CALENDAR

CLOUD GIS IMPLEMENTATION AND MANAGED SERVICES

SUMMARY:

IRWD's Geographic Information System (GIS) is a critical technology platform that supports all departments across the District. The GIS infrastructure is currently installed on-premises at an IRWD facility. With the modernization and expansion of GIS services at IRWD, the GIS infrastructure requirements have grown significantly. The proposed project will migrate IRWD's GIS environment from the on-premises infrastructure to the Microsoft cloud infrastructure to provide greater scalability, security, and availability to meet the District's current and future GIS needs.

ROK Technologies, LLC was the highest scoring proposer in response to a competitive Request for Proposal (RFP) process. Staff recommends that the Board authorize the General Manager to execute an agreement with ROK Technologies, LLC in the amount of \$816,824 and a duration of three years for the cloud GIS implementation and managed services.

BACKGROUND:

The District's GIS enables efficient operations and business functions by providing integrated spatial information services, including asset mapping, field mobility solutions, and system analysis. The growing list of integrated systems include Maximo, Oracle Customer Care and Billing, Veoci Emergency Management, Vehicle Management, and other platforms. Reliable and secure access to GIS data and applications are essential.

The current GIS environment is installed on-premises, which occupies facility space and resources, requires periodic equipment replacement, and is overall more costly. As GIS services continue to be modernized and expanded across the District, the proposed managed cloud infrastructure is needed to provide greater scalability, security, and availability for the District's current and future GIS needs.

The proposed project will migrate IRWD's existing GIS environment from the on-premises infrastructure to the Microsoft cloud infrastructure. The proposed project includes:

- Design, deployment, and installation in the Microsoft cloud infrastructure;
- Migration of existing GIS databases, applications, and services;
- User acceptance testing and cutover to the cloud environment; and
- Three years of managed services of the cloud environment, including 24/7 support, monitoring, backups, and updates.

IRWD conducted a competitive Request for Proposal process in which three vendors (ROK Technologies, Cybertech, and NewEdge Services) submitted proposals. Based on qualifications, technical approach, and pricing, the evaluation team selected ROK Technologies as the highest scoring proposer. ROK Technologies' proposed Statement of Work is provided as Exhibit "A". A draft powerpoint presentation is also provided as Exhibit "B."

FISCAL IMPACTS:

The proposed Agreement's cost is included in the Information Technology Operating Budget, Department 250, Account 585005. The cost breakdown is shown in the table below.

Fiscal Year	Implementation	Managed Services	Total
2025-2026	\$38,000	\$259,608	\$297,608
2026-2027		\$259,608	\$259,608
2027-2028		\$259,608	\$259,608
Total	\$38,000	\$778,824	\$816,824

The cost for managed services is an on-going cost for the managed GIS cloud infrastructure.

ENVIRONMENTAL COMPLIANCE:

This item is not a project as defined in the California Environmental Quality Act Code of Regulations, Title 14, Chapter 3, Section 15378.

COMMITTEE STATUS:

This item was not reviewed by a Committee.

RECOMMENDATION:

THAT THE BOARD AUTHORIZE THE GENERAL MANAGER TO EXECUTE A PROFESSIONAL SERVICES AGREEMENT WITH ROK TECHNOLOGIES, LLC IN THE AMOUNT OF \$816,824 AND A DURATION OF THREE YEARS FOR CLOUD GEOGRAPHIC INFORMATION SYSTEM IMPLEMENTATION AND MANAGED SERVICES.

LIST OF EXHIBITS:

Exhibit "A" – ROK Technologies Statement of Work

Exhibit "B" – Draft PowerPoint Presentation

Cloud GIS Implementation and Managed Services

Statement of Work:

Irvine Ranch Water District SOW



1501 Belle Isle Avenue
Suite 110 PMB1047
Mount Pleasant SC 29464
info@roktech.net

1. Introduction

ROK Technologies, LLC has been delivering GIS Managed Cloud Services for over a decade. As an Esri Platinum Partner, our sole focus is architecting, deploying and managing the ArcGIS® Enterprise suite and Desktop applications in cloud and hybrid environments. We serve hundreds of organizations in multiple verticals ranging from Fortune 500 companies to small local municipalities.

Irvine Ranch Water District (hereafter referred to as “Client”) has engaged ROK Technologies, LLC (hereafter referred to as “ROK”) to perform implementation and managed services related to and in support of Client’s Azure cloud environment and Esri ArcGIS® Enterprise software.

This Statement of Work (“SOW”) dated sets forth the scope of services, support, roles and responsibilities identified and agreed upon in addition to the terms and conditions under which the services shall be conducted.

ROK appreciates your investment and is dedicated to supporting the health and efficiency of its essential GIS and IT resources.

2. Support and Services

This section outlines all tasks, responsibilities, and requirements necessary to perform the successful cloud migration and/or reconfiguration and the selected ongoing managed cloud services.

The Implementation and Managed Cloud Services will take place in the following phases:

Implementation

- Project Kickoff: Planning and Project Management (ongoing)
- Phase 1: Architecture Deployment
- Phase 2: Software Installation and Configuration
- Phase 3: Content Migration (if applicable)
- Phase 4: Testing and Go Live

Managed Services

- Phase 5: Ongoing Support and Services

The scope, deliverables, and terms of ROK's services are based on Client's review and acknowledgement that they can adhere to all policies set forth in **Exhibit D, Master Services Agreement (MSA)** and the Roles and Requirements specified in **Table A**. Delays or changes to the SOW can result in shifting timelines and additional costs which will be reviewed and approved by both the Client and ROK Teams.

Roles and Requirements The following table, **Table A**, outlines the deliverables, timeline, and expectations for both Client and ROK throughout the implementation. It is important to note these requirements are key to ensuring a timely and efficient process.

Table A: Support and Services – Roles and Requirements

Task	Role	Timeline	Requirement/Description
Confirm Esri Licensing Version Availability	CLIENT	Pre Project Kick-off	Client must confirm the MyEsri licensing is available for all scoped install version(s) of ArcGIS Enterprise and Desktop software.

Task	Role	Timeline	Requirement/Description
Personnel	CLIENT	Kick-off	Client identifies the Technical contact(s) and GIS Project Leads.
Esri Software Access	CLIENT	Kick-off	Client provides the ROK Team with access to their My.Esri.com account via a new user (email to be provided by ROK) with permission to 'Take Licensing Actions'
Esri Environment Access	CLIENT	Kick-off	Client provides ROK with an account to access the current ArcGIS Enterprise and Portal. This account must have administrator privileges.
Create SSL Certificate	CLIENT	Kick-off	Client obtains the required SSL Certificate or a .pfx file if using a wildcard certificate.
Esri Environment Access	CLIENT	Kick-off	Client provides the ROK Team with an Enterprise Reporter output for their existing ArcGIS Enterprise OR provides access to the client's current ArcGIS Enterprise so ROK can create the inventory report on the client's behalf.

Task	Role	Timeline	Requirement/Description
Cloud Infrastructure Preparation	CLIENT	Phase 1	Client provides their VPN cidr range.

The following is a list of items that **may** be required during the migration. Identified items and access must be provided to ROK two weeks prior to migration. Any delay in these items will result in a schedule and scope modification.

VDI User Deployment Preparation	CLIENT	Phase 1	Client will identify VDI Users – First/Last Name and associated email address along with access Level: User/Admin.
--	--------	---------	--

Task	Role	Timeline	Requirement/Description
Create SSL Certificate	CLIENT	Phase 2	Client obtains the required SSL Certificate or a .pfx file if using a wildcard certificate.
Identify Domain and URL(s)	CLIENT	Phase 2	Client provides ROK the Domain account and confirmation of domain names, Existing and New Portal URLs, and the number of Portal users.

3. Implementation: Planning and Project Management

The Planning & Project Management Phase is the start of our project lifecycle. It is communication centric, starting with the project kickoff meeting and scheduling the project reviews. ROK will utilize a Project Manager to oversee each Phase of the project. Responsibilities include one weekly call, internal status meetings, review and oversight of technical staff, and status updates.

Project Kickoff Meeting

ROK will schedule a remote kickoff meeting to identify tasks and establish a communication plan for coordinating the activities of the project as well as status updates. We will employ our internal project controls to manage the project budget and schedule.

Status Meetings and Reports

The project review meeting schedule established during the kickoff meeting will be used to identify upcoming tasks, review decision points, and discuss overall status for the project. We will use the project review meeting to walk through the status of tasks and look ahead to identify any potential project issues and mitigation procedures.

Schedule

ROK builds-out a project schedule prior to initiating work, the format of which is scaled to the magnitude of the project at hand.

The project duration is estimated to be 8 Weeks. This timeline assumes the delivery of all Client prerequisites and required access outlined in **Section 2: Table A**. Milestones and completion dates will be established upon kickoff for the Phases of the project. Communication and meetings will proceed as follows or as otherwise agreed upon cadence.

- One weekly work breakdown plan (task, resource, schedule delivery date)
- One weekly meeting (30 minutes)

4. Implementation Phases 1 and 2: Architecture Deployment and Software Installation and Configuration

Environment Overview This section, along with **Exhibit A, Environment Overview** outlines the deliverables for the deployment of the approved architecture, Esri software, Virtual Desktop Solution(s) (if applicable), and identified third-party software (if applicable). Cloud infrastructure and deployment are designed to support the content outlined in **Exhibit B, Content Summary**. *Should the services and/or content exceed what is listed, modifications to server size and/or configuration may be required and can lead to additional fees added to the SOW and ongoing Cloud costs.*

As a general guideline a 4vCPU /16GB RAM VM can support approximately 75-100 **referenced** ArcGIS Services (that are turned on with default instances greater than 0). To manage more than 100 referenced services, an 8 vCPU/32GB RAM VM is advised, which can handle up to 150 services. For more than 150 services, a separate ArcGIS Server instance is advised, usually federated with Portal but not joined to the same ArcGIS Server site. Note: Considerations such as shared instance pools, stopped services, default instances set to 0 and the amount of traffic hitting these services will affect these numbers); Note: ArcGIS Server has an undocumented limit of 200

referenced services on Windows, exceeding this can cause problems. There is also no documented limit for the number of Hosted Feature Layers on an ArcGIS Server.

5. Implementation Phase 3: Content Migration

The Content Migration task begins after the architecture is deployed and the Esri software is installed and configured. Like moving into a new house, content needs to be moved from the old environment to the new. The following section along with **Exhibit B** outline the assumptions, integrations (if applicable), content as well as the Client and/or ROK responsibilities regarding this effort. Any changes to this information can result in a modification of this SOW and can lead to an increase in time and cost.

6. Implementation Phase 4: User Acceptance Testing (UAT) and Go Live

UAT Phases	Requirements
Environment Walkthroughs	ROK will conduct a remote walkthrough orientation for the new Production environment and migrated content.
User Acceptance Testing – Client	<p>User Acceptance Testing will be performed by CLIENT against the new environments to ensure all content has been migrated correctly. Testing will be fully completed in the following windows:</p> <ul style="list-style-type: none">• VDI: 3 Days• Enterprise: 5 Days <p>Client is responsible for ensuring all existing services, data, applications and integrations are working properly post-installation.</p> <p>Client will be responsible for planning and coordinating all testing, creating all test plans, conducting testing and official approval of owned content.</p> <p>Client will provide a stakeholder registry with points of contact for testing for each Portal Group.</p> <p>Client will be responsible for tracking all testing and issues</p>
User Acceptance Testing – ROK	ROK will be responsible for ensuring data, services, and GIS components are deployed in the same manner as deployed to the current production or as previously stated.

Following UAT ROK will work with Client to identify a weekend that will work for the Go Live. The week before the cutover, ROK will take Client through the hand-off documentation that contains all of the new passwords and access information for the new environment, along with any relevant training.

7. Go Live

Following “UAT”, ROK will work with Client to establish a Go Live weekend. The steps will be based on the chosen method and, if necessary, the Client should anticipate planned and scheduled down time during the cutover from on-premise.

ROK will not be responsible for updating any services, web maps or apps not listed in this agreement. If additional services, web maps, or apps are not migrated as a part of this agreement, it is the sole responsibility of Client staff to keep those services updated until such time they choose to migrate them in the cloud environment.

8. Phase 5: ROK’s GIS Cloud Support and Managed Services

This section outlines the General, Esri Software, and Infrastructure related ongoing Managed Services the ROK Team will provide Client for the new Enterprise GIS environment. Our goal is to take the GIS and IT management off your plate so you can focus on what you do best!

General Services

Dedicated Client Success Manager

ROK’s primary goal is to provide the Client with flawless service, becoming an extension of the Client’s technical team of experts. Serving as the Client’s single point of contact, the ROK assigned Client Success Manager’s primary responsibilities shall include:

- Understanding Client’s business needs
- Managing Client’s ROK entitlements
- Accelerating the delivery of ROK’s Technical Services
- Scheduled Business Reviews

Client Support

Client Support Tickets can be submitted 24 hours a day, 7 days a week via the Client Gateway or our toll-free support line which will be provided after execution of contract. Additional support details can be found in **Exhibit C**.

Esri Software Support and Services

The goal of ROK's Esri COTS Support and Services is to ensure your Enterprise stays up to date with the latest upgrades, configurations, and updates to meet your organizational requirements. In order for ROK to provide the following services, Client agrees to provide the ROK Team with the following access:

Software Services Requirements:

- Client provides the ROK Team with access to their My.Esri.com account via a new user (email to be provided by ROK) with permission to 'Take Licensing Actions.'
- ROK's Monitoring Agent installed in the Cloud Environment.

Software Services - Incident Tracking

- Receive and respond to incidents reported by the Client in accordance with the service levels defined in **Exhibit C**.
- Record and track each incident in ROK's case management system.
- Periodically report the current status of the incident to designated Client personnel based on severity of issue outlined in **Exhibit C**.
- Communicate the steps taken to ultimately resolve the incident.

Esri Software Configuration Assistance

- Collect information from Client regarding the scope of the change requested, the motivation for the change, and the expected results.
- Investigate the potential impact of the change, in terms of desired results and unintended consequences.
- Determine the steps necessary to implement the change while mitigating risk.
- Recommend a course of action to Client.
- Implement changes in accordance with the plan of action upon Client authorization.
- Record the change in accordance with Client's change management processes.

Esri COTS Application Upgrades, Patches and Updates

- Upon request ROK's Managed Services Team will upgrade and configure Esri COTS to the desired version. Additionally, upon request, ROK's Managed Services will install critical and optional patches as they are released.

ROK will communicate critical upgrade and patching opportunities for Esri COTS. If desired, both parties will work to schedule a day and time to complete the upgrade and/or patching that limits disruption of service.

- Upon request, ROK's Managed Services will install and configure new Esri COTS as desired by Client.
- Esri critical security patches will be reviewed by ROK for potential impact and applied based on an agreed upon schedule.

Third Party (Non-ESRI) Apps and Integrations

ROK Responsibilities:

ROK will provide reasonable **assistance** to the client with the installation of third-party applications within the ROK Managed ArcGIS Enterprise Environment, such as:

- Providing third-party vendor access as requested and defined by our customers.
- Configuring the ArcGIS platform for integrations, as specified by the selected third party (opening ports, configuring certificates, users, etc.).

Client Responsibilities:

- Clients are responsible for software requirements gathering.
- Clients are responsible for updating and patching all third-party software and accept any security or performance issues introduced by the third-party software.
- To obtain administrative rights for updating/patching software on ArcGIS Enterprise machines, clients must submit a ROK Support Case.
- Coordinate meetings between ROK and the third-party application vendor when needed.

ROK DISCLAIMS ALL WARRANTIES, OBLIGATIONS, AND RESPONSIBILITY FOR THIRD- PARTY APPLICATIONS PLACED BY CLIENT IN THE CLOUD ENVIRONMENT THAT ARE NOT MANAGED BY ROK. AS BETWEEN ROK AND CLIENT, CLIENT IS EXCLUSIVELY RESPONSIBLE FOR ENSURING THE SECURITY (INCLUDING BY INSTALLING ALL UPDATES AND PATCHES) OF SUCH THIRD- PARTY APPLICATIONS.

Infrastructure Support and Services

The primary goal of ROK's infrastructure support is to reduce the risk of system failure and to mitigate the impact of unplanned outages should they arise. The scope, deliverables, and terms of ROK's Infrastructure Support services are described below in the following sections and **Exhibit C**.

Management of OS Updates and Patches ROK Managed Services handles the deployment of critical and security updates to your managed virtual machine operating systems. OS Patching activities help keep your resources current and secure and are automated and monitored as they are released. Any non-critical/security OS patches and other non-managed (IE NOT ESRI) applications are not the responsibility of ROK. Clients can work with ROK to identify any additional OS patches of concern and ROK will install. Non-managed applications are not the responsibility of ROK, unless explicitly agreed to.

Infrastructure Monitoring and Response ROK Managed Services monitors the overall health of your ArcGIS infrastructure resources and handles the daily activities of investigating and resolving alarms or incidents. Committed to a 2-hour maximum response time, in the event of an instance failure, our team would take appropriate action to help minimize or avoid service interruption.

Infrastructure Changes ROK assumes the responsibility of rightsizing, adding, and removing GIS and associated Cloud infrastructure as necessary, pending client approval. In emergency response situations, the client grants ROK the authority to implement modifications, ensuring uninterrupted uptime for the environment

BackUp and Retention ROK assumes the responsibility of running and retaining the backups of the VMs and Enterprise Geodatabases per the frequency and duration listed on the BackUp Frequency and Retention Table in **Exhibit C**.

Virtual Desktop Management ROK provides ongoing support for ArcGIS Pro and/or Desktop on your Virtual Desktop Solution. The management of any additional software or application is the sole responsibility of the Client and ROK cannot be held liable for any inherent security or performance issues introduced.

9. Exclusions – ROK Service and Support does not include the following:

- Debugging custom components, applications, code, or models
- Customization of solutions, templates, or tools; including unsupported software functionality. Please contact Esri's consulting services for assistance in this area.
- Workflow design, data processing, data design, or software training. Please explore Esri's training resources or contact Esri's consulting services for assistance in these areas.
- Issues specific to third-party hardware, software, technology, or peripherals not provided by Esri
- Questions related to product pricing, license agreements, or contracts. Please contact Esri Sales for more product information.
- Web or Mobile Application Development
- Data editing and analysis
- ArcGIS Monitor interpretation and analysis
- Script authoring and maintenance
- Configuration of ArcGIS Enterprise Collaborations (ArcGIS Enterprise or ArcGIS Online)

10. Assumptions

ROK's delivery of the services defined by this Agreement is based on the assumptions described below. Any deviation from these assumptions might impact the scope of services to be provided and associated fees:

- ROK shall primarily render Support services remotely, while making use of current technologies that provide remote access and control of the supported systems where available.
- Client shall permit the use of remote access technologies that enable ROK to render services remotely.

11. Scheduling

As part of these offerings, ROK will conduct proactive scheduling with Client. As scheduling changes arise, Client shall contact ROK one (1) to two (2) weeks in advance where possible. The ROK Technical Operations Team will make a best effort to accommodate special requests.

SOW Section A: Environment Overview

Infrastructure Details Table

Environment	Name	Qty	Up time %	OS (GB)	Data (GB)	Log (GB)	Server Size
Production	Azure – Application Server	1	100	127	1024		8 vCPUs 64GB RAM
Production	Azure – Application Server	1	100	127	512		8 vCPUs 64GB RAM
Production	Azure – Application Server	1	100	127	512		8 vCPUs 64GB RAM
Production	Azure – ArcGIS Hosting Server	1	100	127	256		4 vCPUs 16GB RAM
Production	Azure – ArcGIS Portal	1	100	127	256		4 vCPUs 16GB RAM
Production	Azure – ArcGIS Relational DataStore	1	100	127	256		4 vCPUs 16GB RAM
Production	Azure – ArcGIS Server	1	100	127	256		4 vCPUs 16GB RAM
Production	Azure – Citrix Connector	1	100	127			2 vCPUs 8GB RAM
Production	Azure – Citrix Server	1	100	127	500		16 vCPUs 56GB RAM
Production	Azure – File Server	1	100	127	512		2 vCPUs 8GB RAM
Production	Azure – Load Balancer (Basic)	1					
Production	Azure – SQL Server	1	100	127	512	128	8 vCPUs 32GB RAM
Production	Azure – Web Server	1	100	127			2 vCPUs 8GB RAM
Production	Azure – Web Server	1	100	127			2 vCPUs 8GB RAM
Production	Citrix Workspace License(s)	5					
	Azure – Blob Volume – Hot – 1TB	2					
Development	Azure – Application Server	1	25	127	700		4 vCPUs 16GB RAM
Development	Azure – Application Server	1	25	127	700		4 vCPUs 16GB RAM
Development	Azure – Application Server	1	25	127	700		4 vCPUs 16GB RAM
Development	Azure – ArcGIS Portal	1	25	127	256		4 vCPUs 16GB RAM
Development	Azure – ArcGIS Relational DataStore	1	25	127	512		4 vCPUs 16GB RAM
Development	Azure – ArcGIS Server	1	25	127	256		4 vCPUs 16GB RAM
Development	Azure – ArcGIS Server	1	25	127	256		4 vCPUs 16GB RAM
Development	Azure – Load Balancer (Basic)	1					
Development	Azure – SQL Server	1	25	127	384	128	4 vCPUs 32GB RAM
Development	Azure – Web Server	1	25	127			2 vCPUs 8GB RAM

Applications

Environment	Server	Application
Production	Application Server (WAVE 1)	Custom Application
Production	Application Server (WAVE APP)	Custom Application
Production	Application Server (WAVE2)	Custom Application
Production	ArcGIS Hosting Server	ArcGIS Server
Production	ArcGIS Portal Server	Portal for ArcGIS
Production	ArcGIS Relational Data Store	ArcGIS Datastore
Production	ArcGIS Server (Utility Network)	ArcGIS Server - Utility Network
Production	Web Server (External)	ArcGIS Web Adaptor
Production	Web Server (Internal)	ArcGIS Web Adaptor
Development	Application Server (GIS Max Test)	Custom Application
Development	Application Server (WAVE USER TEST)	Custom Application
Development	Application Server (WAVETEST)	Custom Application
Development	ArcGIS Portal Server	Portal for ArcGIS
Development	ArcGIS Relational Data Store	ArcGIS Datastore
Development	ArcGIS Server	ArcGIS Server
Development	ArcGIS Server (Utility Network)	ArcGIS Server - Utility Network
Development	Web Server	ArcGIS Web Adaptor

Integrations

The following table lists integrations and interfaces that will be included in the Enterprise GIS environment. These are shown in alphabetical order. ROK's role in assisting CLIENT with these integrations includes the following:

- Addressing any IT considerations in relation to ArcGIS or the cloud environment (opening ports, configuring certificates, users, etc.)
- Providing reasonable third-party access as requested and defined by Client.
- Configuring the ArcGIS system for integrations, as specified by the selected third party.
- Client will be required to ensure all business interfaces and workflows are tested and working correctly.

Integrations Table

Interface	Description
No App Integrations with this ArcGIS Enterprise Environment	N/A

Virtual Desktop Solution(s)

Server	Server Size	OS Drive (GB)	Data Drive (GB)
Azure - Citrix Connector	2 vCPUs 8GB RAM	127	
Azure - Citrix Server	16 vCPUs 56GB RAM	127	500

VDI Service	Qty	Description
Citrix Workspace License(s)	5	
<p>The VDI Solution is scoped to support the software and/or applications defined in the VDI Applications Table below. Any additional software and/or applications installed by Client or by ROK by request can impact performance and may result in a change in scope.</p>		

VDI Application(s)	Description
ArcGIS Pro	
<p>ROK Supported Software ROK supports ArcGIS Pro and Desktop on your VDI Solution. The management of any additional software or applications is the sole responsibility of the Client and ROK cannot be held liable for any inherent security or performance issues introduced.</p>	

SOW Section B: Content Summary

The following table outlines the content to be migrated into the new cloud environment. *Should the services and/or content exceed what is listed, modifications to server size and/or configuration may be required and can lead to additional fees added to the SOW and ongoing Cloud costs.*

As a general guideline a 4GB RAM/16 vCPU VM can support approximately 75 referenced ArcGIS Services. To manage more than 100 referenced services, an 8GB RAM/32 vCPU VM is advised, which can handle up to 150 services. For more than 150 services, a separate ArcGIS Server instance is advised. ArcGIS Server on Windows has a limit of 200 referenced services; exceeding this limit may lead to issues.

Assumptions

ROK will Migrate Content to Production ArcGIS Enterprise <Existing URL>

Database(s) Migration Only

Upgrade ArcGIS Enterprise Version from <_10.9.1_> to <11.5__>

33 Feature Services -100 Map Services -74 Web Maps -34 Web Apps

Data Migration

Environment	Server	#	Content
-------------	--------	---	---------

Database Migration

Environment	Database	Size (GB)	Server
Production	GIS_Shape	14	Production - Azure - SQL Server
Production	IRWDGIS	27	Production - Azure - SQL Server

SOW Section C: Support

Client Support

Tickets can be submitted 24 hours a day, 7 days a week via the toll-free number which will be provided after execution of contract. Tickets may also be submitted any time via email or from the Client Gateway. Contact emails and Client Gateway information will be provided following execution of contract.

Support Overview

Client Gateway (“Gateway”): ROK will provide the Client with unlimited access to Gateway support. Client will report malfunctions by accessing the Gateway and creating a service ticket or by sending an email to a dedicated support email address. A member of ROK’s Support Staff (“Support Staff”) will be assigned and Client will be contacted within a timeframe defined by the severity of the Malfunction. If the Support Staff member handling a request is unable to provide adequate assistance to Client for such requests hereunder, ROK will supply one or more alternative Support Staff members who are able to respond to the request to Client’s reasonable satisfaction. All support ticket activities, findings, and resolutions will be tracked in the customer portal for future reference.

Telephone Support Service: ROK will provide to Client unlimited access to 24/7 Telephone Support (“Telephone Support”) via a toll-free number. Client will report Malfunctions by calling the Telephone Support number. A member of the Support Staff will be assigned to the Malfunction, and Client will be contacted within the timeframe defined by the severity of the Malfunction.

Severity of Malfunctions

ROK will correct Malfunctions as provided herein. “Malfunction” shall mean a failure by the Services to operate as required by this Agreement. The definitions of the Malfunction Severity classifications are as follows:

Severity Level 1: A problem which renders the Services inoperative, causes a significant and ongoing interruption to the end-user’s business activities or causes a loss or corruption of data, where either the entire company or large groups of users are affected.

Severity Level 2: A problem which causes the Services to be intermittently inoperative, disrupted or malfunctioning and which materially interferes with Client’s use of the Services, for the entire company or large groups of users.

Severity Level 3: A problem which causes the Services not to function in accordance with applicable specifications, for small groups or individual users, but which causes only a minor impact on Client’s use of the Services and for which an acceptable circumvention is available.

Severity Level 4: Any general questions and issues pertaining to the Services and all Malfunctions which are not included in the other Malfunction classifications

Correction of Malfunctions

ROK will correct Malfunctions as provided herein. "Malfunction" shall mean a failure by the Services to operate as required by this Agreement. The definitions of the Malfunction classifications are as follows:

Report of Malfunction With respect to a report of any Malfunction, Client personnel making such a report will describe to the Support staff the Malfunction in reasonable detail and the circumstances under which the Malfunction occurred or is occurring and will, based upon the criteria of the Severity Definition, classify the Malfunction as a Severity Level 1, 2, 3 or 4 Malfunction.

Critical Malfunctions If a Severity Level 1 or 2 Malfunction (each, a "Critical Malfunction") cannot be corrected to Client's reasonable satisfaction through communication with the Support staff within two (2) hours after ROK receives the description of the Malfunction, ROK will: (1) escalate the problem to additional members of Support Staff and ROK's Client Success Manager; (2) take and continue to take the actions which will most expeditiously resolve the Critical Malfunction; (3) provide a report to Client of the steps taken and to be taken to resolve the problem, the progress to correction, and the estimated time of correction, and update that report every two (2) hours until the Critical Malfunction is resolved.

ROK's Level of Effort ROK will work continuously until any Critical Malfunction, of which a correction or workaround has not been achieved, has been resolved. Additionally, if a correction or workaround to a Critical Malfunction has not been achieved within two (2) days ROK will work continuously, during normal ROK working hours, try to resolve any Severity Level 1 or 2 Malfunction. ROK and Client will mutually agree upon a schedule within which to resolve any Severity Level 3 or 4 Malfunction.

Action Required from ROK For Critical Malfunctions, ROK will work to provide an immediate correction, which will then be promptly implemented for the Client staff to test. For a Severity Level 3 or 4 Malfunction, ROK will provide a correction as promptly as reasonably achievable.

Backup Frequency and Retention Period

ROK provides 24/7 monitoring and management of backup and retention processes for Virtual Machine (VM) attached disks and SQL Server instances to ensure data integrity and availability. Backup specifications and retention details are listed below. Backup failures trigger immediate alerts, and corrective actions are taken promptly. Clients are responsible for notifying ROK of any changes in backup requirements.

Service	Qty
full VM and Volume backups per day	2
month retention for daily full VM and Volume backups	1
months retention for first full VM and Volume backup taken each month	12
differential SQL backups per day	6
month retention for daily SQL backup backups	1
full SQL backup per week	1
month retention for full SQL backups	1
months retention for first full SQL backup taken each month	12

Compensation Schedule

Pricing	
Term	36 Months
Monthly Cost	\$21,633/mo
Implementation One Time Fee	\$38,000
Year 1 Cost	\$297,608
Year 2 Cost	\$259,608
Year 3 Cost	\$259,608

The initial term of this SLA shall begin on 12/1/2025 and expires in 36 months. Upon expiration, this SLA shall automatically renew for an additional one (1) year term unless either Party provides written notice to the other Party of its intent not to renew at least sixty (60) days before the expiration of the then-current term.

Infrastructure and services will be reviewed on an ongoing basis. Should Irvine Ranch Water District require a change in resources that differ from those listed in this SLA, ROK will communicate the necessary changes to Irvine Ranch Water District along with the associated costs/savings.

Any general price increase will be communicated in writing before the auto-renewal. General price increases will not exceed 5% of the applicable services in the prior term unless the pricing for the previous term was designated in the SLA as promotional or one-time.

Payments are due 30 days from receipt of the invoice. Non-payment after 60 days can result in suspension of service.

Exhibits A through D are hereby incorporated into the provisions of this contract.

Contract Term: 36 months Contract Start Date: 12/1/2025 Contract End Date: 11/30/2028

Payment Option: Annually

Note: This page is intentionally left blank.

Exhibit "B"



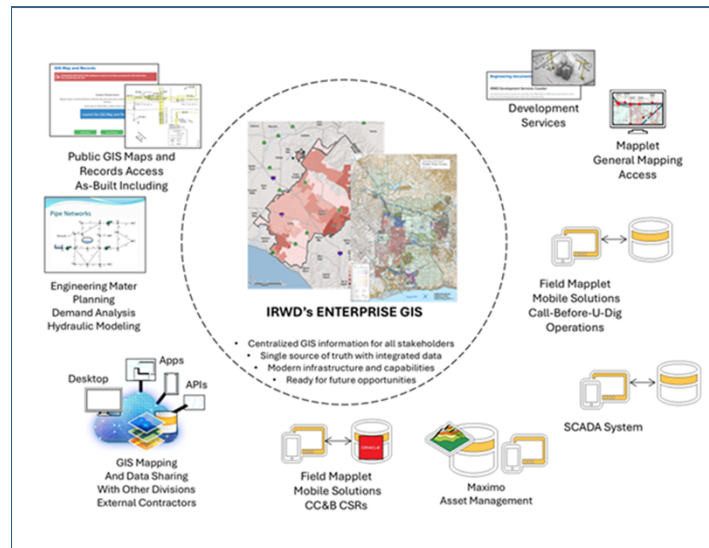

CLOUD GIS IMPLEMENTATION AND MANAGED SERVICES

SEPTEMBER 22, 2025

DRAFT 1



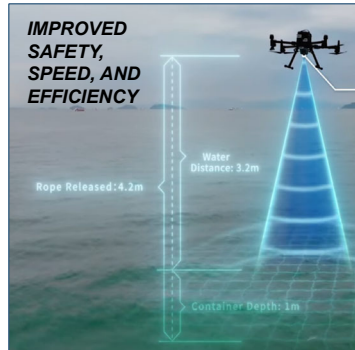
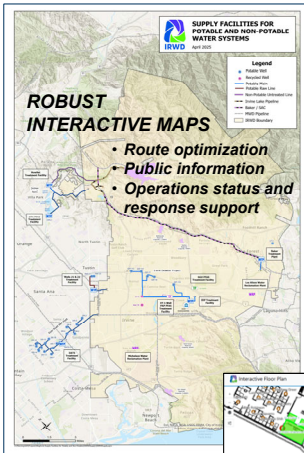
1

IRWD'S GEOGRAPHIC INFORMATION SYSTEM (GIS)



2

ENTERPRISE GIS USE CASE EXAMPLES



3



4

PROPOSED AGREEMENT

Scope:

Migrate IRWD's existing GIS environment from the on-premises infrastructure to the Microsoft cloud infrastructure.

- Design, deployment, and installation in the Microsoft cloud infrastructure;
- Migration of existing GIS databases, applications, and services;
- User acceptance testing and cutover to the cloud environment; and
- Three years of managed services of the cloud environment, including 24/7 support, monitoring, backups, and updates.

Selection:

- Vendor: ROK Technologies, LLC
- Process: Highest ranked proposer in a competitive Request for Proposal (RFP) process
- Amount: \$816,824

Recommendation:

That the Board authorize the General Manager to execute a professional services agreement with ROK Technologies, LLC in the amount of \$816,824 and a duration of three years for cloud GIS implementation and managed services.



Note: This page is intentionally left blank.