

**AGENDA
IRVINE RANCH WATER DISTRICT
BOARD OF DIRECTORS
REGULAR MEETING**

May 28, 2024

CALL TO ORDER 5:00 p.m.

PLEDGE OF ALLEGIANCE

ROLL CALL Directors LaMar, McLaughlin, Swan, Withers, and President Reinhart

PUBLIC COMMENT NOTICE

This meeting will be held in-person at the District’s headquarters located at 15600 Sand Canyon Avenue, Irvine, California. The meeting will also be broadcasted via Webex for those wanting to observe the meeting virtually.

To observe this meeting virtually, please join online using the link and information below:

Via Web: <https://irwd.webex.com/irwd/j.php?MTID=m5fc1735966012302d7dea60f165bb31d>

Meeting Number (Access Code): 2495 034 5087

Meeting Password: gmPyPxaQ333

PLEASE NOTE: Webex observers of the meeting will be placed into the Webex lobby when the Board enters closed session. Participants who remain in the “lobby” will automatically be returned to the open session of the Board once the closed session has concluded. Observers joining the meeting while the Board is in closed session will receive a notice that the meeting has been locked. They will be able to observe the meeting once the closed session has concluded.

Public comments are limited to three minutes per speaker on each subject. If you wish to address the Board of Directors on any item, you may attend the meeting in person and submit a “speaker slip” to the Secretary. Forms are provided outside of IRWD’s Board Room. If attending via Webex, please submit your request to speak, or your comment, via the “chat” feature and your remarks will be read into the record at the meeting. You may also submit a public comment in advance of the meeting by emailing comments@irwd.com before 12:00 p.m. on Tuesday, May 28, 2024.

COMMUNICATIONS TO THE BOARD

1. Written:

2. Oral:

3. ITEMS RECEIVED TOO LATE TO BE AGENDIZED

Recommendation: Determine the need to discuss and/or take immediate action on item(s).

CONSENT CALENDAR, Items 4 through 9

4. BOARD MEETING MINUTES

Recommendation: That the minutes of the May 13, 2024 Regular Board meeting be approved as presented.

5. APRIL 2024 TREASURY REPORT

Recommendation: That the Board receive and file the Treasurer's Investment Summary report, the summary of fixed and variable rate debt, and the disclosure report of reimbursements to Board members and staff, approve the April 2024 summary of payroll ACH payments in the total amount of \$2,460,743, and approve the April 2024 accounts payable disbursement summary of warrants 442002 through 442538, Workers' Compensation distributions, ACH payments, virtual card payments, wire transfers, payroll withholding distributions, and voided checks in the total amount of \$22,353,113.

6. PLANNING AREA 39 LOS OLIVOS CAPITAL SANITARY SEWER IMPROVEMENTS

Recommendation: That the Board authorize the General Manager to accept ICDC's construction contract with Shoffeitt Pipeline, Inc. in the amount of \$250,500, and authorize the addition of Project No. 12965 in the amount of \$462,000 to the FY 2023-24 Capital Budget for the Planning Area 39 Los Olivos Capital Sanitary Sewer Improvements.

7. REHABILITATION OF DYER ROAD WELLFIELD WELL NOS. 10 AND 12 AND WELL ET-1 FINAL ACCEPTANCE

Recommendation: That the Board accept construction of rehabilitation of Dyer Road Wellfield Well Nos. 10 and 12 and Well ET-1, authorize the General Manager to file a notice of completion, and authorize the release of retention 35 days after filing of the notice of completion for Projects 07087, 11845 and 12262.

8. DISTRICT-WIDE LANDSCAPE AND IRRIGATION MAINTENANCE SERVICES ONE-YEAR CONTRACT EXTENSION

Recommendation: That the Board authorize the General Manager to execute a one-year extension of the current contract for district-wide landscape and irrigation maintenance services with Landcare, LLC for \$783,413.

CONSENT CALENDAR, Items 4 through 9 (continued)

9. TURTLE ROCK ZONE 3 RESERVOIR CHLORAMINE BOOSTER STATION BUDGET INCREASE AND FINAL ACCEPTANCE

Recommendation: That the Board authorize a budget increase in the amount of \$170,000, from \$4,013,000 to \$4,183,000, accept construction of the Turtle Rock Zone 3 Chloramine Booster Station, authorize the General Manager to file a notice of completion, and authorize the payment of the retention 35 days after the date of recording the notice of completion for Project 11840.

ACTION CALENDAR

10. LAKE FOREST ZONE 4 EL TORO TANKS 1 AND 2 REHABILITATION CONSULTANT SELECTION

Recommendation: That the Board authorize the General Manager to execute a Professional Services Agreement with Cannon Corporation in the amount of \$269,823 for engineering design services for the Lake Forest Zone 4 El Toro Tanks 1 and 2 Rehabilitation, Project No. 12568.

11. MID-CYCLE CAPITAL BUDGET UPDATE FOR FISCAL YEARS 2023-24 AND 2024-25

Recommendation: That the Board receive and file the Mid-Cycle Capital Budget Update for Fiscal Years 2023-24 and 2024-25 and approve the Fiscal Years 2023-24 and 2024-25 Mid-Cycle Capital Budget Project additions and changes as presented.

OTHER BUSINESS

Pursuant to Government Code Section 54954.2, members of the Board of Directors or staff may ask questions for clarification, make brief announcements, and make brief reports on his/her own activities. The Board or a Board member may provide a reference to staff or other resources for information, request staff to report back at a subsequent meeting concerning any matter, or direct staff to place a matter of business on a future agenda. Such matters may be brought up under the General Manager's Report or Directors' Comments. Pursuant to AB 1234 and Government Code Section 53232.3(d), a written draft report of the meetings that any Board member attended on behalf of IRWD since the last Board Meeting will be available at the table near the Board Room entrance, and will be amended verbally, if necessary, during Directors' Comments.

12. General Manager's Report

13. Receive oral update(s) from District liaison(s) regarding communities within IRWD's service area and interests.

OTHER BUSINESS (continued)

14. Directors' Comments and Meeting Reports

15. Closed Session

A. CONFERENCE WITH REAL PROPERTY NEGOTIATORS – Pursuant to Government Code Section 54956.8:

Property: Storage Rights and other District Real Property at Santiago Reservoir (Irvine Lake), adjacent to 4621 Santiago Canyon Road, Silverado Canyon, CA 92676.

Agency negotiator: Paul Cook, IRWD General Manager


Negotiating parties: Jerry Vilander, Serrano Water District General Manager

Under negotiation: Price and Terms of Payment

16. Open Session

17. Adjournment

Availability of agenda materials: Agenda exhibits and other writings that are disclosable public records distributed to all or a majority of the members of the above-named Board in connection with a matter subject to discussion or consideration at an open meeting of the Board are available for public inspection in the District's office, 15600 Sand Canyon Avenue, Irvine, California ("District Office"). If such writings are distributed to members of the Board less than 72 hours prior to the meeting, they will be available from the District Secretary of the District Office at the same time as they are distributed to Board Members, except that if such writings are distributed one hour prior to, or during, the meeting, they will be available electronically via the Webex meeting noted. Upon request, the District will provide for written agenda materials in appropriate alternative formats, and reasonable disability-related modification or accommodation to enable individuals with disabilities to participate in and provide comments at public meetings. Please submit a request, including your name, phone number and/or email address, and a description of the modification, accommodation, or alternative format requested at least two days before the meeting. Requests should be emailed to comments@irwd.com. Requests made by mail must be received at least two days before the meeting. Requests will be granted whenever possible and resolved in favor of accessibility.

May 28, 2024
Prepared and
submitted by: K. Swan
Approved by: Paul A. Cook 

CONSENT CALENDAR

BOARD MEETING MINUTES

SUMMARY:

Provided are the minutes of the May 13, 2024 Regular Board meeting for approval.

FISCAL IMPACTS:

None.

ENVIRONMENTAL COMPLIANCE:

Not applicable.

COMMITTEE STATUS:

Not applicable.

RECOMMENDATION:

THAT THE MINUTES OF THE MAY 13, 2024 REGULAR BOARD MEETING BE APPROVED AS PRESENTED.

LIST OF EXHIBITS:

Exhibit "A" – May 13, 2024 Minutes

Note: This page is intentionally left blank.

EXHIBIT "A"

MINUTES OF REGULAR MEETING – MAY 13, 2024

The regular meeting of the Board of Directors of the Irvine Ranch Water District (IRWD) was called to order by President Reinhart at 5:00 p.m. on May 13, 2024 at the District offices, 15600 Sand Canyon Avenue, Irvine.

Directors Present: McLaughlin, Withers, Swan, and President Reinhart.

Directors Absent: LaMar.

Oral and Written Communications: None.

Items too late to be agendized: None.

Also Present: General Manager Cook, Executive Director of Technical Services Burton, Executive Director of Operations Chambers, Executive Director of Finance Adly, Executive Director of Water Policy Weghorst, Director of Human Resources Mitcham, Director of Strategic Communication and Advocacy Compton, Director of Maintenance Manning, Recycling Operations Zepeda, Director of Safety and Security Choi, Director of Information Technology Kaneshiro, Director of Financial Planning and Data Analytics Smithson, Natural Resources Manager Swift, and General Counsel Collins, Secretary Swan, and members of the staff and public.

CONSENT CALENDAR

On MOTION by Withers, seconded by McLaughlin and unanimously carried, CONSENT CALENDAR ITEMS 4 THROUGH 6 WERE APPROVED AS FOLLOWS:

4. BOARD MEETING MINUTES

Recommendation: That the minutes of the April 22, 2024 Regular Board meeting be approved as presented.

5. 2024 LEGISLATIVE AND REGULATORY UPDATE

Recommendation: That the Board adopt a "WATCH" position on SB 937 (Weiner) and SB 1210 (Skinner), and a "SUPPORT" position on AB 2515 (Papan), SB 903 (Skinner), and H.R. 7944 (Curtis-R-UT-3).

6. ADOPTION OF REVISED IRWD SCHEDULE OF POSITIONS AND SALARY RATE CHANGES

Recommendation: That the Board adopt a Resolution superseding Resolution Number 2024-5 and adopting a revised Schedule of Positions and Salary Rate Ranges for the General Unit, and for Managers, Exempt Supervisors, Confidential and Exempt Employees.

RESOLUTION NO. 2024 – 6

RESOLUTION OF THE BOARD OF DIRECTORS OF THE IRVINE RANCH WATER DISTRICT SUPERSEDING RESOLUTION NO. 2024-5 AND ADOPTING A REVISED SCHEDULE OF POSITIONS AND SALARY RATE RANGES FOR THE GENERAL UNIT, NON-EXEMPT SUPERVISOR UNIT, AND FOR MANAGERS, EXEMPT SUPERVISORS, CONFIDENTIAL AND EXEMPT EMPLOYEES

ACTION CALENDAR

7. PROPOSED 2024 DEBT ISSUANCE FOR REFUNDING OF THE 2010 BUILD AMERICA BONDS

Following an overview from General Manager Cook, Executive Director of Finance and Administration Adly provided a summary regarding the proposed debt issuance for refunding of the 2010 Build America Bonds. She stated that staff recommends the Board adopt a resolution approving the issuance of consolidated fixed rate General Obligation Bonds to refund the 2010 Build America Bonds.

Director Swan said that this item was reviewed by the Finance and Personnel Committee on April 2, 2024, and the committee supports the staff recommendation. On MOTION by Swan, seconded by Withers and unanimously carried. THE BOARD ADOPTED THE FOLLOWING RESOLUTION BY TITLE:

RESOLUTION NO. 2024-7

RESOLUTION OF THE BOARD OF DIRECTORS OF THE IRVINE RANCH WATER DISTRICT APPROVING THE FORMS AND AUTHORIZING THE EXECUTION AND DELIVERY OF A PRELIMINARY OFFICIAL STATEMENT AND AN OFFICIAL STATEMENT, A CONTRACT OF PURCHASE, A CONTINUING DISCLOSURE CERTIFICATE, AN INDENTURE OF TRUST, AND THE ISSUANCE OF THE BONDS OF IRVINE RANCH WATER DISTRICT, REFUNDING SERIES 2024A, AND AUTHORIZING THE EXECUTION AND DELIVERY OF ALL RELATED DOCUMENTS

8. SAN JOAQUIN MARSH AND NATURAL TREATMENT SYSTEM FACILITIES ONE-YEAR LANDSCAPE MAINTENANCE SERVICES CONTRACT EXTENSION

General Manager Cook introduced the landscape maintenance service contract extension. Executive Director of Operations Chambers reported that the current three-year service contract for landscape maintenance at IRWD's San Joaquin Marsh, Peters Canyon, and the 44 Natural Treatment System facilities expires this month, May 2024. There was no interest returned from competing vendors to bid, and the current service contract allows for two one-year extensions. Staff recommends exercising an extension for one year with an 8.5% budget increase due to higher labor costs, supplies, and fuel expenses. Natural Resources Manager Swift added that the cost and scope of work acre for acre is comparable to what OCWD, Costa Mesa, and Inland Empire Utilities Agencies spend.

Following a discussion by the Board, President Reinhart reported that this item was not reviewed a committee, on MOTION by McLaughlin, seconded by Withers and unanimously carried, THE BOARD AUTHORIZED THE GENERAL MANAGER TO EXECUTE A ONE-YEAR EXTENSION OF THE CURRENT CONTRACT FOR LANDSCAPE MAINTENANCE SERVICES WITH LANDCARE AND ENDEMIC ENVIRONMENTAL FOR \$1,831,855.

OTHER BUSINESS

9. General Manager's Report

General Manager Cook reported that IRWD, for the third year in a row, was named JD Power and Associate's Highest Customer Satisfaction Award for Residential Water Service – West – Midsize; a feat that has not been achieved by any other water district in the west.

10. Receive oral update(s) from District liaison(s) regarding communities within IRWD's service area and interests.

Consultant Newell participated via teleconference and had General Manager Cook provide his report: progress is being made on the pump station and bridge, and the reservoirs will be topped off in preparation for Modjeska's planned power outage.

11. Directors' Comments and Meeting Reports

Director McLaughlin stated that she had nothing to report.

Director Withers reported on his attendance at the ISDOC Quarterly Luncheon, the MWDOC Board Workshop featuring MWD's Climate Adaptation Master Plan Update, the WACO Monthly meeting via teleconference, the ACWA Spring Conference in Sacramento, and the NWRI Board of Directors' Meeting via teleconference. He also invited the Board to attend OC San's new headquarters' ribbon cutting ceremony on May 22.

Director Swan reported on his attendance at the MWDOC Joint Planning Committee Meeting with OCWD, the MWDOC Board Workshop featuring MWD's Climate Adaptation Master Plan Update, the WACO Monthly Meeting via teleconference, the MWDOC Planning and Operations / Administration and Finance Combined Committee Meeting via teleconference; and the ACWA Spring Conference in Sacramento.

President Reinhart reported on his attendance at the MWDOC Board Workshop featuring MWD's Climate Adaptation Master Plan Update, the OCWD Board meeting via teleconference, the OCWD Communications and Legislative Liaison Committee via teleconference, the WACO Monthly Meeting via teleconference, and the MWDOC Planning and Operations / Administration and Finance Combined Committee Meeting via teleconference.

12. CLOSED SESSION

President Reinhart convened the meeting into Closed Session at 5:20 p.m. with General Legal Counsel Collins announcing the following:

A. CONFERENCE WITH REAL PROPERTY NEGOTIATORS – Pursuant to Government Code Section 54956.8:

Property: Storage Rights and other District Real Property at Santiago Reservoir (Irvine Lake), adjacent to 4621 Santiago Canyon Road, Silverado Canyon, CA 92676.

Agency negotiator: Paul Cook, IRWD General Manager

Negotiating parties: Jerry Vilander, Serrano Water District General Manager

Under negotiation: Price and Terms of Payment

13. OPEN SESSION

Following the Closed Session, the meeting was reconvened in Open Session with Directors Withers, Swan, McLaughlin, and President Reinhart present. General Counsel Collins announced that there was no action to report.

14. Adjournment

There being no further business, President Reinhart adjourned the meeting at 6:34 p.m.

APPROVED and SIGNED this 28th day of May 2024.

President, IRVINE RANCH WATER DISTRICT

Secretary, IRVINE RANCH WATER DISTRICT


APPROVED AS TO FORM:

Claire Hervey Collins, General Counsel
Hanson Bridgett LLP

May 28, 2024

Prepared by: O. Mendoza / J. Davis

Submitted by: N. Adly

Approved by: Paul A. Cook 

CONSENT CALENDAR

APRIL 2024 TREASURY REPORT

SUMMARY:

The following is submitted for the Board's information and approval:

- A. The April 2024 Investment Summary Report. This Investment Summary Report conforms with the 2024 Investment Policy and provides sufficient liquidity to meet estimated expenditures during the next six months as outlined in Exhibit "A";
- B. The Summary of Fixed and Variable Rate Debt as of April 30, 2024, as outlined in Exhibit "B";
- C. The Monthly Interest Rate Swap Summary as of April 30, 2024, as outlined in Exhibit "C";
- D. The April 30, 2024, Disbursement Summary of warrants 442002 through 442538, Workers' Compensation distributions, ACH payments, virtual card payments, wire transfers, payroll withholding distributions, and voided checks in the total amount of \$22,353,113 as outlined in Exhibit "D";
- E. The Summary of Payroll ACH payments in the total amount of \$2,460,743 as outlined in Exhibit "E"; and
- F. The Disclosure Report of Reimbursements to Board members and staff for April 2024, detailing payments or reimbursements for individual charges of \$100 or more per transaction as outlined in Exhibit "F".

2024 Debt Issuance Update:

The potential refunding of IRWD's 2010 Build America Bonds (BABs) will price on May 30, 2024 and is expected to close on June 4, 2024. If market conditions result in negative present value savings, the refunding of the BABs will be paused until market conditions offer beneficial outcomes to the District through positive savings.

FISCAL IMPACTS:

As of April 30, 2024, the book value of the investment portfolio was \$390,333,327, with a 4.34% rate of return and a market value of \$387,095,212. Based on IRWD's March 31, 2024, quarterly real estate annualized investment rate of return of 15.18%, the weighted average return for the fixed income and real estate investments was 6.69%.

As of April 30, 2024, the outstanding principal amount of fixed and variable rate debt was \$585,895,000. The monthly weighted average all-in variable rate was 3.75%. Including IRWD's weighted average fixed rate bond issues of 3.73% and the negative cash accruals from

fixed payer interest rate swaps, which hedge a portion of the District's variable rate debt, the total average debt rate was 3.75%.

Payroll ACH payments totaled \$2,460,743. Wire transfers, other ACH payments, and checks issued for debt service, accounts payable, payroll, water purchases, and voided checks for April totaled \$22,353,113.

ENVIRONMENTAL COMPLIANCE:

This item is not a project as defined in the California Environmental Quality Act Code of Regulations, Title 14, Chapter 3, Section 15378.

COMMITTEE STATUS:

All items in this report were not submitted to a Committee; the investment and debt reports are submitted to the Finance and Personnel Committee monthly.

RECOMMENDATION:

THAT THE BOARD RECEIVE AND FILE THE TREASURER'S INVESTMENT SUMMARY REPORT, THE SUMMARY OF FIXED AND VARIABLE RATE DEBT, AND THE DISCLOSURE REPORT OF REIMBURSEMENTS TO BOARD MEMBERS AND STAFF, APPROVE THE APRIL 2024 SUMMARY OF PAYROLL ACH PAYMENTS IN THE TOTAL AMOUNT OF \$2,460,743, AND APPROVE THE APRIL 2024 ACCOUNTS PAYABLE DISBURSEMENT SUMMARY OF WARRANTS 442002 THROUGH 442538, WORKERS' COMPENSATION DISTRIBUTIONS, ACH PAYMENTS, VIRTUAL CARD PAYMENTS, WIRE TRANSFERS, PAYROLL WITHHOLDING DISTRIBUTIONS, AND VOIDED CHECKS IN THE TOTAL AMOUNT OF \$22,353,113.

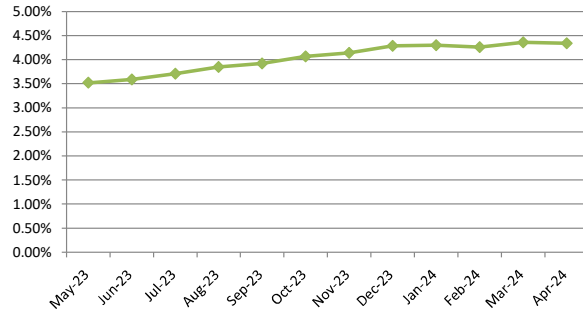
LIST OF EXHIBITS:

- Exhibit "A" – Investment Summary Report
- Exhibit "B" – Summary of Fixed and Variable Debt
- Exhibit "C" – Monthly Interest Rate Swap Summary
- Exhibit "D" – Monthly Summary of District Disbursements
- Exhibit "E" – Monthly Payroll ACH Summary
- Exhibit "F" – Disclosure of Reimbursements to Board Members and Staff

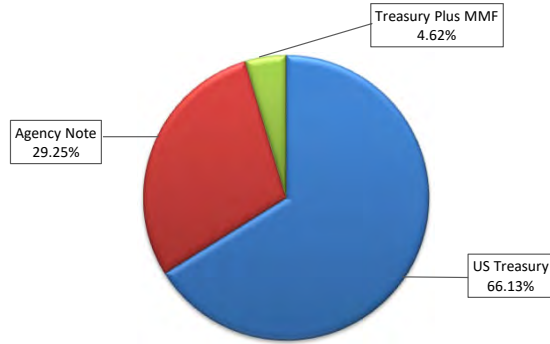
Exhibit "A"

Irvine Ranch Water District Investment Portfolio Summary April 2024

Monthly Fixed Income Yield



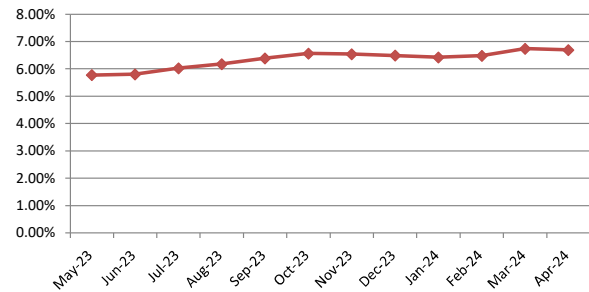
Portfolio Distribution



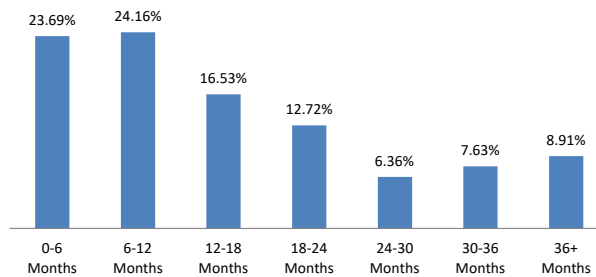
Investment Summary

Type	PAR	Book Value	Market Value
US Treasury	260,000,000	258,030,392	255,626,900
Agency Note	115,000,000	114,151,123	113,316,500
Treasury Plus MMF	18,151,812	18,151,812	18,151,812
Grand Total	393,151,812	390,333,327	387,095,212

Weighted Average Return Including Real Estate Portfolio



Maturity Distribution



Top Issuers

Issuer	PAR	% Portfolio
US Treasury	260,000,000	66.13%
Fed Farm Credit Bank	55,000,000	13.99%
Fed Home Loan Bank	40,000,000	10.17%
Wells Fargo / Allspring	18,151,812	4.62%
Fed Home Loan Mortgage Corp	15,000,000	3.82%
Fed Natl Mortgage Assoc	5,000,000	1.27%
Grand Total	393,151,812	100.00%

IRVINE RANCH WATER DISTRICT
INVESTMENT SUMMARY REPORT

04/30/24

SETTLMT	Call Schedule	Initial Call	Maturity Date	Rating	INVESTMENT TYPE	INSTITUTION / ISSUER	PAR Amount	COUPON DISCOUNT	YIELD	ORIGINAL COST	CARRY VALUE	MARKET VALUE ⁽¹⁾ 4/30/2024	UNREALIZED ⁽²⁾ GAIN/(LOSS)
04/06/23			05/01/24		LAIF	State of California Tsy.	\$0.00		4.320%	\$0.00	\$0.00	0.00	0.00
04/30/24			05/01/24		Treasury Plus MMF	Wells Fargo / Allspring	18,151,811.84		5.176%	18,151,811.84	18,151,811.84	18,151,811.84	0.00
05/31/22	NA	NA	05/31/24	Aaa/AA+/AA+	Treasury - Note	US Treasury	10,000,000	2.500%	2.560%	9,988,281.25	9,999,519.07	9,975,800.00	(23,719.07)
08/17/22	NA	NA	06/14/24	Aaa/AA+/AAA	FHLB - Note	Fed Home Loan Bank	5,000,000	3.125%	3.315%	4,983,199.99	4,998,891.75	4,985,650.00	(13,241.75)
12/16/22	NA	NA	06/14/24	Aaa/AA+/AAA	FHLB - Note	Fed Home Loan Bank	5,000,000	4.875%	4.611%	5,018,300.00	5,001,474.73	4,996,150.00	(5,324.73)
12/01/22	NA	NA	07/02/24	Aaa/AA+/AAA	FNMA - Note	Fed Natl Mortgage Assoc	5,000,000	1.750%	4.450%	4,795,376.45	4,978,088.67	4,968,050.00	(10,038.67)
02/21/24	NA	NA	07/11/24	Aaa/NR/AAA	Treasury - Bill	US Treasury	5,000,000	5.108%	5.299%	4,899,976.17	4,949,633.39	4,948,150.00	(1,483.39)
08/17/22	NA	NA	07/31/24	Aaa/AA+/AA+	Treasury - Note	US Treasury	5,000,000	3.000%	3.249%	4,976,562.50	4,997,012.87	4,969,900.00	(27,112.87)
11/30/23	NA	NA	07/31/24	Aaa/AA+/AA+	Treasury - Note	US Treasury	10,000,000	1.750%	5.288%	9,770,312.50	9,914,337.86	9,910,600.00	(3,737.86)
08/31/22	NA	NA	08/26/24	Aaa/AA+/NR	FFCB - Note	Fed Farm Credit Bank	5,000,000	3.375%	3.500%	4,988,050.00	4,998,074.17	4,967,250.00	(30,824.17)
09/09/22	One Time	11/28/2022	08/28/24	Aaa/AA+/NR	FHLB - Note	Fed Home Loan Bank	5,000,000	4.000%	3.950%	4,995,000.00	4,999,172.46	4,977,500.00	(21,672.46)
02/28/23	One Time	8/28/2023	08/28/24	Aaa/AA+/NR	FHLB - Note	Fed Home Loan Bank	5,000,000	5.250%	5.338%	4,993,750.00	4,998,640.31	4,995,500.00	(3,140.31)
08/31/22	NA	NA	09/13/24	Aaa/AA+/NR	FHLB - Note	Fed Home Loan Bank	5,000,000	3.250%	3.530%	4,972,750.00	5,017,268.82	4,958,800.00	(58,468.82)
09/30/22	NA	NA	09/13/24	Aaa/AA+/NR	FHLB - Note	Fed Home Loan Bank	5,000,000	3.250%	4.340%	4,898,930.00	4,980,890.13	4,958,800.00	(22,090.13)
09/30/22	NA	NA	09/26/24	Aaa/AA+/NR	FFCB - Note	Fed Farm Credit Bank	5,000,000	4.250%	4.334%	4,992,100.00	4,998,391.75	4,975,950.00	(22,441.75)
10/17/22	NA	NA	10/17/24	Aaa/AA+/NR	FFCB - Note	Fed Farm Credit Bank	10,000,000	4.375%	4.535%	9,969,800.00	9,993,018.06	9,954,200.00	(38,818.06)
03/14/24	NA	NA	10/31/24	Aaa/AA+/AA+	Treasury - Note	US Treasury	5,000,000	2.250%	5.257%	4,908,007.81	4,927,123.07	4,924,050.00	(3,073.07)
10/31/22	NA	NA	11/15/24	Aaa/AA+/AA+	Treasury - Note	US Treasury	5,000,000	2.250%	4.489%	4,783,984.38	4,942,666.10	4,917,500.00	(25,166.10)
12/22/22	NA	NA	11/18/24	Aaa/AA+/AAA	FFCB - Note	Fed Farm Credit Bank	5,000,000	0.875%	4.260%	4,693,316.75	4,911,559.06	4,878,300.00	(33,259.06)
10/31/22	NA	NA	12/31/24	Aaa/AA+/AA+	Treasury - Note	US Treasury	5,000,000	2.250%	4.471%	4,773,046.88	4,930,080.10	4,899,950.00	(30,130.10)
10/31/22	NA	NA	12/31/24	Aaa/AA+/AA+	Treasury - Note	US Treasury	5,000,000	2.250%	4.483%	4,771,875.00	4,929,719.07	4,899,950.00	(29,769.07)
10/31/22	NA	NA	01/15/25	Aaa/AA+/AA+	Treasury - Note	US Treasury	5,000,000	1.125%	4.476%	4,651,562.50	4,888,171.86	4,855,550.00	(32,621.86)
10/31/22	NA	NA	01/31/25	Aaa/AA+/AA+	Treasury - Note	US Treasury	5,000,000	2.500%	4.483%	4,789,843.75	4,932,552.08	4,897,450.00	(35,102.08)
11/30/23	NA	NA	01/31/25	Aaa/AA+/AA+	Treasury - Note	US Treasury	10,000,000	2.500%	5.097%	9,708,593.75	9,812,764.68	9,794,900.00	(17,864.68)
02/07/23	NA	NA	02/14/25	Aaa/AA+/AAA	FFCB - Note	Fed Farm Credit Bank	5,000,000	1.750%	4.500%	4,737,350.00	4,897,146.54	4,860,500.00	(36,646.54)
12/30/22	NA	NA	02/28/25	Aaa/AA+/AA+	Treasury - Note	US Treasury	5,000,000	2.750%	4.317%	4,839,453.13	4,938,501.01	4,897,150.00	(41,351.01)
02/07/23	NA	NA	03/14/25	Aaa/AA+/NR	FHLB - Note	Fed Home Loan Bank	5,000,000	4.250%	4.518%	4,973,050.00	4,988,847.06	4,955,850.00	(32,997.06)
12/30/22	NA	NA	03/15/25	Aaa/AA+/AA+	Treasury - Note	US Treasury	5,000,000	1.750%	4.329%	4,731,250.00	4,893,967.12	4,850,450.00	(43,517.12)
04/12/23	NA	NA	03/31/25	Aaa/AA+/AA+	Treasury - Note	US Treasury	20,000,000	3.875%	4.073%	19,925,781.25	19,965,522.86	19,756,200.00	(209,322.86)
12/22/22	NA	NA	04/01/25	Aaa/AA+/AAA	FHLB - Note	Fed Home Loan Bank	5,000,000	4.200%	4.160%	5,004,550.00	5,001,834.24	4,951,100.00	(50,734.24)
04/18/24	NA	NA	04/15/25	Aaa/AA+/AA+	Treasury - Note	US Treasury	10,000,000	2.625%	5.163%	9,757,617.18	9,766,321.54	9,756,250.00	(10,071.54)
12/08/22	Quarterly	02/12/2023	05/12/25	Aaa/AA+/AAA	FHLMC - Note	Fed Home Loan Mortgage Corp	5,000,000	3.050%	4.427%	4,843,000.00	4,933,372.46	4,884,500.00	(48,872.46)
01/11/23	NA	NA	05/15/25	Aaa/AA+/AA+	Treasury - Note	US Treasury	5,000,000	2.750%	4.148%	4,845,312.50	4,931,430.92	4,874,800.00	(56,630.92)
12/13/22	NA	NA	06/13/25	Aaa/AA+/AAA	FFCB - Note	Fed Farm Credit Bank	5,000,000	4.250%	4.340%	4,989,400.00	4,995,263.09	4,941,900.00	(53,363.09)
12/13/22	NA	NA	06/13/25	Aaa/AA+/AAA	FFCB - Note	Fed Farm Credit Bank	5,000,000	4.250%	4.352%	4,988,000.00	4,994,637.46	4,941,900.00	(52,737.46)
08/01/23	NA	NA	07/15/25	Aaa/AA+/AA+	Treasury - Note	US Treasury	10,000,000	3.000%	4.917%	9,646,875.00	9,782,387.96	9,743,400.00	(38,987.96)

IRVINE RANCH WATER DISTRICT
INVESTMENT SUMMARY REPORT

04/30/24

SETTLMT	Call Schedule	Initial Call	Maturity Date	Rating	INVESTMENT TYPE	INSTITUTION / ISSUER	PAR Amount	COUPON DISCOUNT	YIELD	ORIGINAL COST	CARRY VALUE	MARKET VALUE ⁽¹⁾ 4/30/2024	UNREALIZED ⁽²⁾ GAIN/(LOSS)	
04/24/23	NA	NA	07/24/25	Aaa/AA+/AAA	FFCB - Note	Fed Farm Credit Bank	10,000,000	4.250%	4.253%	10,000,000.00	10,000,000.00	9,893,700.00	(106,300.00)	
04/21/23	NA	NA	09/23/25	Aaa/AA+/AAA	FHLMC - Note	Fed Home Loan Mortgage Corp	10,000,000	0.375%	4.127%	9,143,400.00	9,506,923.25	9,359,500.00	(147,423.25)	
12/01/22	NA	NA	10/15/25	Aaa/AA+/AA+	Treasury - Note	US Treasury	5,000,000	4.250%	4.298%	4,993,359.38	4,996,632.21	4,935,550.00	(61,082.21)	
12/01/23	NA	NA	11/15/25	Aaa/AA+/AA+	Treasury - Note	US Treasury	10,000,000	2.250%	4.719%	9,543,750.00	9,640,743.01	9,572,700.00	(68,043.01)	
12/01/22	Continuous after	9/12/2023	12/12/25	Aaa/AA+/AAA	FFCB - Note	Fed Farm Credit Bank	5,000,000	4.125%	4.694%	4,920,500.00	4,957,628.73	4,911,400.00	(46,228.73)	
04/18/24	NA	NA	01/15/26	Aaa/AA+/AA+	Treasury - Note	US Treasury	10,000,000	3.875%	5.033%	9,808,593.75	9,812,500.00	9,797,300.00	(15,200.00)	
02/21/24	NA	NA	02/15/26	Aaa/AA+/AA+	Treasury - Note	US Treasury	15,000,000	4.000%	4.553%	14,844,140.63	14,859,189.12	14,718,750.00	(140,439.12)	
04/30/24	NA	NA	03/31/26	Aaa/AA+/AA+	Treasury - Note	US Treasury	5,000,000	4.500%	5.017%	4,953,125.00	4,953,191.96	4,948,850.00	(4,341.96)	
07/06/23	NA	NA	06/15/26	Aaa/AA+/AA+	Treasury - Note	US Treasury	15,000,000	4.125%	4.566%	14,819,531.25	14,869,894.62	14,729,250.00	(140,644.62)	
09/27/23	NA	NA	09/15/26	Aaa/AA+/AA+	Treasury - Note	US Treasury	10,000,000	4.625%	4.846%	9,939,453.13	9,951,573.68	9,919,100.00	(32,473.68)	
11/03/23	NA	NA	10/15/26	Aaa/AA+/AA+	Treasury - Note	US Treasury	10,000,000	4.625%	4.784%	9,956,640.63	9,963,887.32	9,920,700.00	(43,187.32)	
12/28/23	NA	NA	12/15/26	Aaa/AA+/AA+	Treasury - Note	US Treasury	10,000,000	4.375%	4.020%	10,098,046.88	10,086,730.30	9,862,500.00	(224,230.30)	
01/31/24	NA	NA	01/15/27	Aaa/AA+/AA+	Treasury - Note	US Treasury	10,000,000	4.000%	4.171%	9,952,734.38	9,956,716.95	9,767,200.00	(189,516.95)	
03/11/24	NA	NA	09/30/27	Aaa/AA+/AA+	Treasury - Note	US Treasury	10,000,000	4.125%	4.195%	9,976,953.13	9,977,858.67	9,774,600.00	(203,258.67)	
11/28/23	NA	NA	10/31/28	Aaa/AA+/AA+	Treasury - Note	US Treasury	10,000,000	4.875%	4.464%	10,179,687.50	10,164,205.81	10,042,200.00	(122,005.81)	
12/15/23	NA	NA	11/30/28	Aaa/AA+/AA+	Treasury - Note	US Treasury	15,000,000	4.375%	3.897%	15,319,921.88	15,295,556.97	14,766,150.00	(529,406.97)	
SUB-TOTAL							<u>\$393,151,812</u>			<u>\$387,205,908.12</u>	<u>\$390,333,326.72</u>	<u>\$387,095,211.84</u>	<u>(\$3,238,114.88)</u>	
<u>TOTAL INVESTMENTS</u>							<u>\$393,151,812</u>			<u>\$387,205,908.12</u>	<u>\$390,333,326.72</u>	<u>\$387,095,211.84</u>	<u>(\$3,238,114.88)</u>	
Petty Cash										3,400.00				
Ck Balance							Bank of America	ECR	1.77%		1,089,614.82			
Ck Balance							Wells Fargo	ECR	2.00%		0.00 ⁽⁵⁾			
										<u>\$388,298,922.94</u>				

⁽¹⁾ LAIF market value is as of the most recent quarter-end as reported by LAIF.
Security market values are determined using Bank of New York ("Trading Prices"), Bloomberg and/or broker dealer pricing.

⁽²⁾ Gain (loss) calculated against carry value using the trading value provided by Bank of New York/or Brokers

⁽³⁾ Real estate rate of return is based on most recent quarter end return.

⁽⁴⁾ Original Cost updated to reflect capital tenant improvements added for Fiscal Year 2023. of capital tenant improvements during FY 2023.

⁽⁵⁾ Cash balance in this account are funds that are pending purchase into the current money market fund.

*S - Step up

This Investment Summary Report is in conformity with the 2024 Investment Policy and provides sufficient liquidity to meet the next six months estimated expenditures.

Outstanding Variable Rate Debt	\$212,800,000
Net Outstanding Variable Rate Debt (Less \$60 million fixed-payer swaps)	\$152,800,000
Investment Balance:	\$388,298,923
Investment to Variable Rate Debt Ratio:	254%
Portfolio - Average Number of Days To Maturity	491

	Investment Portfolio	Real Estate ⁽³⁾⁽⁴⁾ Portfolio	Weighted Avg. Return
April	4.34%	15.18%	6.69%
March	4.36%	15.18%	6.74%
Change	-0.02%	0.00%	-0.05%

IRVINE RANCH WATER DISTRICT
SUMMARY OF MATURITIES

04/30/24

DATE	TOTAL	%	LAIF	Agency Notes	Agency Discount Notes	Municipal Bonds	US Treasury	Investment Sweep
4/24	18,151,812	4.62%						18,151,812
5/24	10,000,000	2.54%					10,000,000	
6/24	10,000,000	2.54%		10,000,000				
7/24	25,000,000	6.36%		5,000,000			20,000,000	
8/24	15,000,000	3.82%		15,000,000				
9/24	15,000,000	3.82%		15,000,000				
10/24	15,000,000	3.82%		10,000,000			5,000,000	
11/24	10,000,000	2.54%		5,000,000			5,000,000	
12/24	10,000,000	2.54%					10,000,000	
1/25	20,000,000	5.09%					20,000,000	
2/25	10,000,000	2.54%		5,000,000			5,000,000	
3/25	30,000,000	7.63%		5,000,000			25,000,000	
SUB-TOTAL	\$188,151,812	47.86%		\$70,000,000			\$100,000,000	\$18,151,812

13 Months - 3 YEARS								
4/01/2025 - 06/30/2025	\$35,000,000	8.90%		20,000,000			15,000,000	
07/01/2025 - 09/30/2025	\$30,000,000	7.63%		20,000,000			10,000,000	
10/01/2025 - 12/31/2025	\$20,000,000	5.09%		5,000,000			15,000,000	
01/01/2026 - 3/31/2026	\$30,000,000	7.63%					30,000,000	
4/01/2026 - 06/30/2026	\$15,000,000	3.82%					15,000,000	
07/01/2026 - 09/30/2026	\$10,000,000	2.54%					10,000,000	
10/01/2026 - 12/31/2026	\$20,000,000	5.09%					20,000,000	
01/01/2027 - 3/31/2027	\$10,000,000	2.54%					10,000,000	
04/01/2027 - 6/30/2027								
07/01/2027 - 9/30/2027	\$10,000,000	2.54%					10,000,000	
10/01/2027 - 12/31/2027								
1/01/2028 +	\$25,000,000	6.36%					25,000,000	
SUB-TOTAL	\$205,000,000	52.14%		\$45,000,000			\$160,000,000	
TOTALS	\$393,151,812	100.00%		\$115,000,000			\$260,000,000	\$18,151,812

% OF PORTFOLIO

29.25%

66.13%

4.62%

Irvine Ranch Water District
Summary of Real Estate - Income Producing Investments
3/31/2024

	ACQUISITION DATE	PROPERTY TYPE	OWNERSHIP INTEREST	ORIGINAL COST	MARKET VALUE 6/30/2023	ANNUALIZED RATE OF RETURN QUARTER ENDED 3/31/2024
Sycamore Canyon	Dec-92	Apartments	Fee Simple	\$ 45,457,369	\$ 178,606,250	24.67%
Wood Canyon Villas	Jun-91	Apartments	Limited Partner	\$ 6,000,000	\$ 36,246,127	8.61%
ITC (230 Commerce)	Jul-03	Office Building	Fee Simple	\$ 5,568,747	\$ 12,484,800	7.77%
Waterworks Business Pk.	Nov-08	Research & Dev.	Fee Simple	\$ 8,983,395	\$ 12,068,640	8.44%
Sand Canyon Professional Center - Medical Office	Jul-12	Medical Office	Fee Simple	\$ 8,715,929	\$ 12,380,760	8.19%
Sand Canyon Professional Center - General Office ⁽¹⁾	Sep-20	Office Building	Fee Simple	\$ 31,404,103	\$ 40,559,820	7.90%
Total - Income Properties				\$ 106,129,543	\$ 292,346,397	15.18%

(1) Original Cost updated to reflect capital tenant improvements added for Fiscal Year 2023.

IRVINE RANCH WATER DISTRICT INVESTMENT SUMMARY REPORT
INVESTMENT ACTIVITY⁽¹⁾
Apr-24

MATURITIES/SALES/CALLS

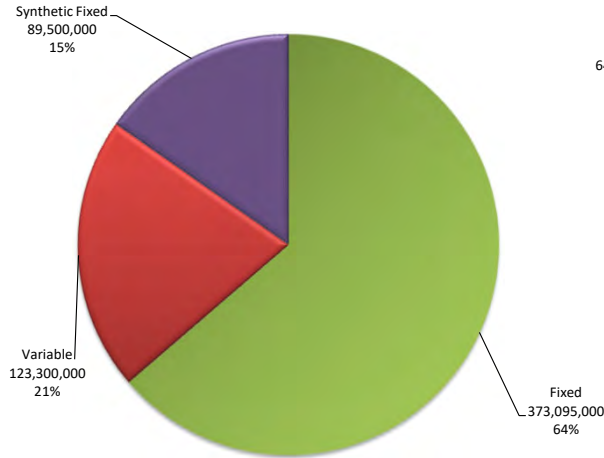
PURCHASES

DATE	SECURITY TYPE	PAR	YIELD	Settlement Date	Maturity Date	SECURITY TYPE	PAR	YIELD TO MATURITY
4/4/2024	Treasury - Bill	\$5,000,000	5.37%	4/18/2024	4/15/2025	Treasury - Note	\$10,000,000	5.16%
4/30/2024	Treasury - Note	\$10,000,000	2.60%	4/18/2024	1/15/2026	Treasury - Note	\$10,000,000	5.03%
				4/30/2024	3/31/2026	Treasury - Note	\$5,000,000	5.02%

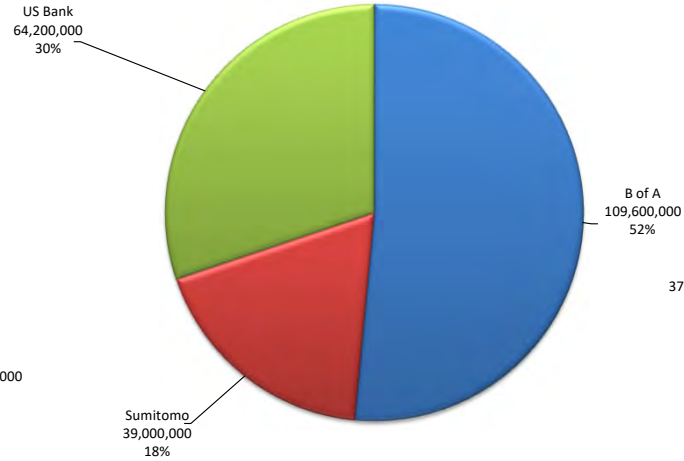
(1) Italicized entries indicate securities that are scheduled but not yet matured, sold, called, or purchased. There may be additional investment purchases if there are pending maturities for the month.

Exhibit "B"
Irvine Ranch Water District
Summary of Fixed and Variable Rate Debt
April 2024

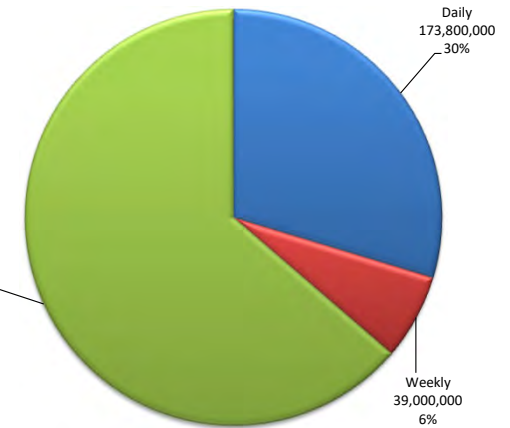
Current Debt Mix By Type



Letters of Credit / Support



Current Debt Rate Reset



Outstanding Par by Series

Series	Issue Date	Maturity Date	Remaining Principal	Percent	Letter of Credit/Support	Rmkt Agent	Mode	Reset
Series 1993	05/19/93	04/01/33	\$19,200,000	3.28%	US Bank	BAML	Variable	Daily
Series 2008-A Refunding	04/24/08	07/01/35	\$39,000,000	6.66%	Sumitomo	BAML	Variable	Weekly
Series 2011-A-1 Refunding	04/15/11	10/01/37	\$38,760,000	6.62%	B of A	Goldman	Variable	Daily
Series 2011-A-2 Refunding	04/15/11	10/01/37	\$25,840,000	4.41%	B of A	Goldman	Variable	Daily
Series 2009 - A	06/04/09	10/01/41	\$45,000,000	7.68%	US Bank	US Bank	Variable	Daily
Series 2009 - B	06/04/09	10/01/41	\$45,000,000	7.68%	B of A	Goldman	Variable	Daily
2016 COPS	09/01/16	03/01/46	\$101,490,000	17.32%	N/A	N/A	Fixed	Fixed
2010 Build America Taxable Bond	12/16/10	05/01/40	\$175,000,000	29.87%	N/A	N/A	Fixed	Fixed
Series 2016	10/12/16	02/01/46	\$96,605,000	16.49%	N/A	N/A	Fixed	Fixed
Total			\$585,895,000	100.00%				

**IRVINE RANCH WATER DISTRICT
SUMMARY OF FIXED & VARIABLE RATE DEBT**

April-24

Daily
Weekly

GENERAL BOND INFORMATION							LETTER OF CREDIT INFORMATION							TRUSTEE INFORMATION											
VARIABLE RATE ISSUES	Issue Date	Maturity Date	Principal Payment Date	Payment Date	Original Par Amount	Remaining Principal	Letter of Credit	Reimbursement Agreement Date	L/C Exp. Date	MOODYS	S&P	FITCH	LOC Stated Amount	LOC Fee	Annual LOC Cost	Rmkt Agent	Reset	Rmkt Fees	Annual Cost	Trustee					
SERIES 1993	05/19/93	04/01/33	Apr 1	5th Bus. Day	\$38,300,000	\$19,200,000	US BANK	05/07/15	05/01/25	Aa3/VMIG1	AA-/A-1+	N/R	\$19,458,805	0.3000%	\$58,376	BAML	DAILY	0.10%	\$19,200	BANK OF NY					
SERIES 2008-A Refunding	04/24/08	07/01/35	Jul 1	5th Bus. Day	\$60,215,000	\$39,000,000	SUMITOMO	04/01/11	05/28/25	A1/P-1	A/A-1	A/F1	\$39,576,986	0.3150%	\$124,668	BAML	WED	0.07%	\$27,300	BANK OF NY					
SERIES 2011-A-1 Refunding	04/15/11	10/01/37	Oct 1	1st Bus. Day	\$60,545,000	\$38,760,000	B of A	02/01/24	02/08/27	Aa1/VMIG1	A+/A-1	AAA/F1+	\$39,193,262	0.3200%	\$125,418	Goldman	DAILY	0.07%	\$27,132	BANK OF NY					
SERIES 2011-A-2 Refunding	04/15/11	10/01/37	Oct 1	1st Bus. Day	\$40,370,000	\$25,840,000	B of A	02/01/24	02/08/27	Aa1/VMIG1	A+/A-1	AAA/F1+	\$26,128,842	0.3200%	\$83,612	Goldman	DAILY	0.07%	\$18,088	BANK OF NY					
SERIES 2009 - A	06/04/09	10/01/41	Oct 1	1st Bus. Day	\$75,000,000	\$45,000,000	US BANK	04/01/11	05/01/25	Aa2/VMIG 1	AA-/A-1+	AA/F1+	\$45,503,014	0.3000%	\$136,509	US Bank	DAILY	0.07%	\$31,500	US BANK					
SERIES 2009 - B	06/04/09	10/01/41	Oct 1	1st Bus. Day	\$75,000,000	\$45,000,000	B of A	04/01/11	04/21/25	Aa2/VMIG 1	A/A-1	A1/F1+	\$45,503,014	0.2800%	\$127,408	Goldman	DAILY	0.07%	\$31,500	US BANK					
\$349,430,000						\$212,800,000	SUB-TOTAL VARIABLE RATE DEBT							\$215,363,923			0.3046%		\$655,992		0.07%			\$154,720	
														(Wt. Avg)					(Wt. Avg)						
FIXED RATE ISSUES																									
2010 GO Build America Taxable Bonds	12/16/10	05/01/40	May (2025)	May/Nov	\$175,000,000	\$175,000,000	N/A	N/A	N/A	Aa1	AAA	NR	N/A	N/A	N/A	N/A	N/A	N/A	N/A	US BANK					
2016 COPS	09/01/16	03/01/46	Mar 1	Mar/Sept	\$116,745,000	\$101,490,000	N/A	N/A	N/A	NR	AAA	AAA	N/A	N/A	N/A	N/A	N/A	N/A	N/A	US BANK					
SERIES 2016	10/12/16	02/01/46	Feb 1	Feb/Aug	\$103,400,000	\$96,605,000	N/A	N/A	N/A	NR	AAA	AAA	N/A	N/A	N/A	N/A	N/A	N/A	N/A	BANK OF NY					
\$395,145,000						\$373,095,000	SUB-TOTAL FIXED RATE DEBT																		
\$744,575,000						\$585,895,000	TOTAL- FIXED & VARIABLE RATE DEBT																		

Remarketing Agents			GO VS COP's		
Goldman	109,600,000	52%	GO:	484,405,000	83%
BAML	58,200,000	27%	COPS:	101,490,000	17%
US Bank	45,000,000	21%	Total	<u>585,895,000</u>	
	<u>212,800,000</u>				

LOC Banks			Breakdown Between Variable & Fixed Rate Mode		
SUMITOMO	39,000,000	18%	Daily Issues	173,800,000	30%
BANK OF AMERICA	109,600,000	52%	Weekly Issues	39,000,000	7%
US BANK	64,200,000	30%	Sub-Total	<u>212,800,000</u>	
	<u>212,800,000</u>		Fixed Rate Issues	\$373,095,000	64%
			Sub-Total - Fixed	<u>373,095,000</u>	
			TOTAL DEBT		
			FIXED & VAR.	<u>585,895,000</u>	100%

SUMMARY OF DEBT RATES
Apr-24

Rmkt Agent Mode	GOLDMAN DAILY	GOLDMAN DAILY	GOLDMAN DAILY	MERRILL LYNCH		US BANK DAILY
Bond Issue	2009 - B	2011 A-1	2011 A-2	DAILY	WEEKLY	2009-A
Par Amount	45,000,000	38,760,000	25,840,000	19,200,000	39,000,000	45,000,000
LOC Bank	BOFA	BOFA	BOFA	US BANK	Sumitomo	US BANK
Reset					Wednesday	
4/1/2024	3.70%	3.70%	3.70%	3.68%	2.85%	3.75%
4/2/2024	3.25%	3.25%	3.25%	3.38%	2.85%	3.30%
4/3/2024	3.15%	3.15%	3.15%	3.08%	2.85%	3.20%
4/4/2024	3.03%	3.03%	3.03%	3.11%	2.85%	3.10%
4/5/2024	2.93%	2.93%	2.93%	2.99%	2.85%	3.10%
4/6/2024	2.93%	2.93%	2.93%	2.99%	2.85%	3.10%
4/7/2024	2.93%	2.93%	2.93%	2.99%	2.85%	3.10%
4/8/2024	2.93%	2.93%	2.93%	2.89%	2.85%	3.00%
4/9/2024	2.85%	2.85%	2.85%	2.81%	2.85%	2.90%
4/10/2024	3.00%	3.00%	3.00%	2.96%	2.85%	3.05%
4/11/2024	3.30%	3.30%	3.30%	3.26%	3.00%	3.30%
4/12/2024	3.80%	3.80%	3.80%	3.81%	3.00%	3.65%
4/13/2024	3.80%	3.80%	3.80%	3.81%	3.00%	3.65%
4/14/2024	3.80%	3.80%	3.80%	3.81%	3.00%	3.65%
4/15/2024	4.15%	4.15%	4.15%	4.11%	3.00%	4.15%
4/16/2024	4.20%	4.20%	4.20%	4.06%	3.00%	4.15%
4/17/2024	4.05%	4.05%	4.05%	4.01%	3.00%	4.10%
4/18/2024	4.00%	4.00%	4.00%	3.91%	3.64%	4.05%
4/19/2024	3.70%	3.70%	3.70%	3.64%	3.64%	3.95%
4/20/2024	3.70%	3.70%	3.70%	3.64%	3.64%	3.95%
4/21/2024	3.70%	3.70%	3.70%	3.64%	3.64%	3.95%
4/22/2024	3.60%	3.60%	3.60%	3.46%	3.64%	3.70%
4/23/2024	3.45%	3.45%	3.45%	3.21%	3.64%	3.50%
4/24/2024	3.20%	3.20%	3.20%	3.16%	3.64%	3.35%
4/25/2024	2.90%	2.90%	2.90%	2.98%	3.07%	3.10%
4/26/2024	3.20%	3.20%	3.20%	3.11%	3.07%	3.00%
4/27/2024	3.20%	3.20%	3.20%	3.11%	3.07%	3.00%
4/28/2024	3.20%	3.20%	3.20%	3.11%	3.07%	3.00%
4/29/2024	3.35%	3.35%	3.35%	3.31%	3.07%	3.25%
4/30/2024	3.75%	3.75%	3.75%	3.81%	3.07%	3.55%
Avg Interest Rates	3.43%	3.43%	3.43%	3.39%	3.11%	3.45%
Rmkt Fee	0.07%	0.07%	0.07%	0.10%	0.07%	0.07%
LOC Fee	0.28%	0.32%	0.32%	0.30%	0.32%	0.30%
All-In Rate	3.78%	3.82%	3.82%	3.79%	3.50%	3.82%
Par Amount		109,600,000		58,200,000		45,000,000

Interest Rate Mode	Percent of Total Variable Rate Debt	Par Outstanding	Weighted All-In Average Rate	Base Rate Average
Daily	81.67%	173,800,000	3.80%	3.43%
Weekly	18.33%	39,000,000	3.50%	3.11%
	100.00%	\$212,800,000	3.75%	3.37%
Fixed				
COPS 2016	27.20%	101,490,000	2.90%	
BABS 2010	46.90%	175,000,000	4.44%	(1)
SERIES 2016	25.89%	96,605,000	3.32%	
	100.00%	\$373,095,000	3.73%	
All-In Debt Rate Including \$60 Million Notional Amount of Swaps				3.75%

(1) Rate adjusted up from 4.35% as a result of sequestration reducing BAB's subsidy by 5.7%

Note: This page is intentionally left blank.

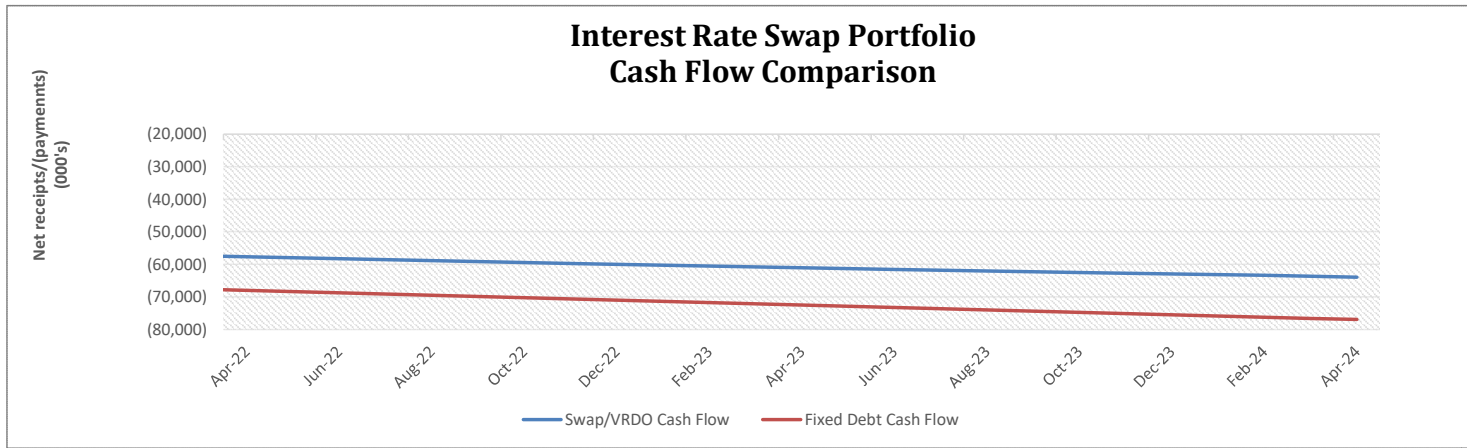
Exhibit "C"
Irvine Ranch Water District
Interest Rate Swap Summary
April 2024

	Prior Mo.	Current Mo.	12-Mo Avg
LIBOR Fibk Avg %	5.44%	5.43%	5.38%

Current Fiscal Year Active Swaps								Cash Flow				Mark to Market			
Effective Date	Maturity Date	Years to Maturity	Counter Party	Notional Amt	Type	Base Index	Fixed Rate	Prior Month	Current Month	Fiscal YTD	(Since 3/07)	Current Mark to Market	Notional Difference		
											Cumulative Net Accrual				
Fixed Payer Swaps - By Effective Date															
3/10/2007	3/10/2029	4.9	ML	30,000,000	FXP	LIBOR	5.687%	(6,140)	(2,051)	(58,518)	(21,981,487)	28,570,975	(1,429,025)		
3/10/2007	3/10/2029	4.9	CG	30,000,000	FXP	LIBOR	5.687%	(6,140)	(2,051)	(58,311)	(21,981,280)	28,573,995	(1,426,005)		
Totals/Weighted Avgs							4.9	\$ 60,000,000	5.687%	\$ (12,280)	\$ (4,101)	\$ (116,828)	\$ (43,962,768)	\$ 57,144,970	\$ (2,855,030)
Total Current Year Active Swaps								\$ 60,000,000		\$ (12,280)	\$ (4,101)	\$ (116,828)	\$ (43,962,768)	\$ 57,144,970	\$ (2,855,030)

Current Fiscal Year Terminated Swaps								Cash Flow				Mark to Market	
Effective Date	Maturity Date		Counter Party	Notional Amt	Type	Base Index	Fixed Rate	Prior Month	Current Month	Fiscal YTD	Cumulative Net Accrual	Current Mark to Market	Notional Difference
Total Current Year Terminated Swaps								\$ -	\$ -	\$ -	\$ -	\$ -	\$ -

Current Fiscal Year - Total Swaps								Cash Flow				Mark to Market	
Effective Date	Maturity Date		Counter Party	Notional Amt	Type	Base Index	Fixed Rate	Prior Month	Current Month	Fiscal YTD	Cumulative Net Accrual	Current Mark to Market	Notional Difference
Total Current Year Active & Terminated Swaps								\$ (12,280)	\$ (4,101)	\$ (116,828)	\$ (43,962,768)	\$ 57,144,970	\$ (2,855,030)



Cash Flow Comparison Synthetic Fixed vs. Fixed Rate Debt	
	<u>Cash Flow to Date</u>
Synthetic Fixed =	\$63,936,998
Fixed Rate =	\$76,930,075
Assumptions:	
- Fixed rate debt issued at 4.93% in Mar-07	
(estimated TE rate - Bloomberg)	
- 'Synthetic' includes swap cash flow + interest + fees to date	

Note: This page is intentionally left blank.

Exhibit "D"

IRVINE RANCH WATER DISTRICT AP DISBURSEMENTS AND VOIDS FOR APRIL 2024

CHECK OR ELECTRONIC #	PAYMENT DATE	SUPPLIERS	PAYMENT AMOUNT	PAYMENT METHOD	STATUS
442002	4-Apr-24	11:11 SYSTEMS INC.	4,471.92	IRWD Wells Fargo Check No Print	Reconciled
442003	4-Apr-24	A&Y ASPHALT CONTRACTORS, INC.	108,777.00	IRWD Wells Fargo Check No Print	Reconciled
442004	4-Apr-24	ACCUSTANDARD INC	685.17	IRWD Wells Fargo Check No Print	Reconciled
442005	4-Apr-24	AMADI, LILY	15.52	IRWD Wells Fargo Check No Print	Negotiable
442006	4-Apr-24	AMAYA SOLUTIONS INC.	16,042.52	IRWD Wells Fargo Check No Print	Reconciled
442007	4-Apr-24	ANDRITZ SEPARATION, INC.	30,800.00	IRWD Wells Fargo Check No Print	Reconciled
442008	4-Apr-24	AT&T CORP	4,487.52	IRWD Wells Fargo Check No Print	Reconciled
442009	4-Apr-24	AT&T CORP	62.43	IRWD Wells Fargo Check No Print	Reconciled
442010	4-Apr-24	AT&T MOBILITY	95.47	IRWD Wells Fargo Check No Print	Reconciled
442011	4-Apr-24	AVIAT U.S., INC	8,294.60	IRWD Wells Fargo Check No Print	Reconciled
442012	4-Apr-24	BATTERIES PLUS AND BATTERIES PLUS BULBS	4,035.99	IRWD Wells Fargo Check No Print	Reconciled
442013	4-Apr-24	BAVCO BACKFLOW APPARATUS & VALVE COMPANY	158.84	IRWD Wells Fargo Check No Print	Reconciled
442014	4-Apr-24	BLOOMBERG FINANCE LP	12,333.00	IRWD Wells Fargo Check No Print	Reconciled
442015	4-Apr-24	BPS SUPPLY GROUP	250.04	IRWD Wells Fargo Check No Print	Reconciled
442016	4-Apr-24	BRUCE HADLEY NEWELL	1,250.00	IRWD Wells Fargo Check No Print	Reconciled
442017	4-Apr-24	CANON SOLUTIONS AMERICA, INC	6,977.70	IRWD Wells Fargo Check No Print	Reconciled
442018	4-Apr-24	CHANG, HE	6.74	IRWD Wells Fargo Check No Print	Negotiable
442019	4-Apr-24	CHEM TECH INTERNATIONAL INC	6,808.90	IRWD Wells Fargo Check No Print	Reconciled
442020	4-Apr-24	CITY OF TUSTIN	7,205.00	IRWD Wells Fargo Check No Print	Reconciled
442021	4-Apr-24	CITY OF TUSTIN	232.21	IRWD Wells Fargo Check No Print	Reconciled
442022	4-Apr-24	CLA-VAL COMPANY	5,233.44	IRWD Wells Fargo Check No Print	Reconciled
442023	4-Apr-24	CLARKE MOSQUITO CONTROL PRODUCTS, INC.	6,064.17	IRWD Wells Fargo Check No Print	Reconciled
442024	4-Apr-24	COX COMMUNICATIONS, INC.	410.71	IRWD Wells Fargo Check No Print	Reconciled
442025	4-Apr-24	COXCO LLC	23,231.13	IRWD Wells Fargo Check No Print	Reconciled
442026	4-Apr-24	CURATIVE I.T. LLC	2,208.88	IRWD Wells Fargo Check No Print	Reconciled
442027	4-Apr-24	DCSE, INC.	22,377.50	IRWD Wells Fargo Check No Print	Reconciled
442028	4-Apr-24	DWINELL, CLARK	120.00	IRWD Wells Fargo Check No Print	Reconciled
442029	4-Apr-24	E.J. MEYER COMPANY	10,991.86	IRWD Wells Fargo Check No Print	Reconciled
442030	4-Apr-24	EAGLE PRINT DYNAMICS	2,235.42	IRWD Wells Fargo Check No Print	Reconciled
442031	4-Apr-24	EAST ORANGE COUNTY WATER DISTRICT	2,076.38	IRWD Wells Fargo Check No Print	Reconciled
442032	4-Apr-24	EMD MILLIPORE CORP.	275.00	IRWD Wells Fargo Check No Print	Reconciled
442033	4-Apr-24	FASTBLUE COMMUNICATIONS INC.	1,988.72	IRWD Wells Fargo Check No Print	Reconciled
442034	4-Apr-24	FISHER SCIENTIFIC COMPANY LLC	698.40	IRWD Wells Fargo Check No Print	Reconciled
442035	4-Apr-24	FRONTIER CALIFORNIA INC.	301.12	IRWD Wells Fargo Check No Print	Reconciled
442036	4-Apr-24	GARY BALE REDI-MIX CONCRETE, INC.	2,151.30	IRWD Wells Fargo Check No Print	Reconciled
442037	4-Apr-24	GEA MECHANICAL EQUIPMENT US, INC.	3,100.00	IRWD Wells Fargo Check No Print	Reconciled
442038	4-Apr-24	GEORGE T. HALL CO., INC.	43,165.32	IRWD Wells Fargo Check No Print	Reconciled
442039	4-Apr-24	GHD INC.	27,347.25	IRWD Wells Fargo Check No Print	Reconciled
442040	4-Apr-24	GOFORTH & MARTI	938.80	IRWD Wells Fargo Check No Print	Reconciled
442041	4-Apr-24	GRAINGER	17,087.20	IRWD Wells Fargo Check No Print	Reconciled
442042	4-Apr-24	GRAYBAR ELECTRIC COMPANY	6,862.89	IRWD Wells Fargo Check No Print	Reconciled
442043	4-Apr-24	HACH COMPANY	3,426.08	IRWD Wells Fargo Check No Print	Reconciled
442044	4-Apr-24	HDR ENGINEERING INC	32,652.46	IRWD Wells Fargo Check No Print	Reconciled
442045	4-Apr-24	HI-LINE INC	472.84	IRWD Wells Fargo Check No Print	Reconciled
442046	4-Apr-24	HOME DEPOT USA INC	267.03	IRWD Wells Fargo Check No Print	Reconciled
442047	4-Apr-24	HOWDEN USA COMPANY	3,157.96	IRWD Wells Fargo Check No Print	Reconciled
442048	4-Apr-24	ILANA GELLIS	60.00	IRWD Wells Fargo Check No Print	Reconciled
442049	4-Apr-24	INDUSTRIAL METAL SUPPLY CO	1,295.50	IRWD Wells Fargo Check No Print	Reconciled
442050	4-Apr-24	INLAND VALLEY CONSTRUCTION CO	1,553.36	IRWD Wells Fargo Check No Print	Reconciled
442051	4-Apr-24	INNOVATIVE CONSTRUCTION SOLUTIONS	369,822.96	IRWD Wells Fargo Check No Print	Reconciled
442052	4-Apr-24	ION WAVE TECHNOLOGIES, INC.	24,300.00	IRWD Wells Fargo Check No Print	Reconciled
442053	4-Apr-24	JOSE MARTINEZ TREE SERVICE INC.	7,500.00	IRWD Wells Fargo Check No Print	Reconciled
442054	4-Apr-24	KNOWBE4, INC.	13,248.00	IRWD Wells Fargo Check No Print	Reconciled
442055	4-Apr-24	LA HABRA FENCE COMPANY INC	6,368.00	IRWD Wells Fargo Check No Print	Reconciled
442056	4-Apr-24	LEE & RO, INC.	9,434.25	IRWD Wells Fargo Check No Print	Reconciled
442057	4-Apr-24	LILLESTRAND LEADERSHIP CONSULTING, INC.	16,250.00	IRWD Wells Fargo Check No Print	Reconciled
442058	4-Apr-24	LINDE GAS & EQUIPMENT INC.	17,657.69	IRWD Wells Fargo Check No Print	Reconciled
442059	4-Apr-24	LSA ASSOCIATES INC	10,048.92	IRWD Wells Fargo Check No Print	Reconciled
442060	4-Apr-24	MCCALL'S METERS, INC.	3,813.73	IRWD Wells Fargo Check No Print	Reconciled
442061	4-Apr-24	MONTENEGRO, CARMEN C	23.66	IRWD Wells Fargo Check No Print	Reconciled
442062	4-Apr-24	MONTROSE ENVIRONMENTAL GROUP, INC.	9,375.10	IRWD Wells Fargo Check No Print	Reconciled
442063	4-Apr-24	MORSCO SUPPLY, LLC	279.02	IRWD Wells Fargo Check No Print	Reconciled
442064	4-Apr-24	MUTUAL PROPANE	167.52	IRWD Wells Fargo Check No Print	Reconciled
442065	4-Apr-24	NATIONAL SAFETY COMPLIANCE, INC	230.00	IRWD Wells Fargo Check No Print	Reconciled
442066	4-Apr-24	ONESOURCE DISTRIBUTORS LLC	5,164.37	IRWD Wells Fargo Check No Print	Reconciled
442067	4-Apr-24	ORACLE AMERICA, INC.	3,536.88	IRWD Wells Fargo Check No Print	Reconciled
442068	4-Apr-24	PACIFIC EH&S SERVICES, INC.	9,408.96	IRWD Wells Fargo Check No Print	Reconciled
442069	4-Apr-24	PACIFIC HYDROTECH CORPORATION	130,478.99	IRWD Wells Fargo Check No Print	Reconciled
442070	4-Apr-24	PACIFIC HYDROTECH CORPORATION	6,867.31	IRWD Wells Fargo Check No Print	Reconciled
442071	4-Apr-24	PALP INC. DBA EXCEL PAVING COMPANY	310,050.31	IRWD Wells Fargo Check No Print	Reconciled
442072	4-Apr-24	PARK WEST APTS	5,914.44	IRWD Wells Fargo Check No Print	Reconciled
442073	4-Apr-24	PATEL, DILIP	103.58	IRWD Wells Fargo Check No Print	Reconciled
442074	4-Apr-24	PAYMENTUS CORPORATION	64,501.31	IRWD Wells Fargo Check No Print	Reconciled
442075	4-Apr-24	PAYNE & FEARS LLP	4,315.50	IRWD Wells Fargo Check No Print	Reconciled
442076	4-Apr-24	PROTEUS CONSULTING	10,605.00	IRWD Wells Fargo Check No Print	Reconciled

**IRVINE RANCH WATER DISTRICT
AP DISBURSEMENTS AND VOIDS FOR APRIL 2024**

CHECK OR ELECTRONIC #	PAYMENT DATE	SUPPLIERS	PAYMENT AMOUNT	PAYMENT METHOD	STATUS
442077	4-Apr-24	QUADIANT FINANCE USA, INC.	1,049.00	IRWD Wells Fargo Check No Print	Reconciled
442078	4-Apr-24	QUINN COMPANY	379.64	IRWD Wells Fargo Check No Print	Reconciled
442079	4-Apr-24	RICHARD C. SLADE & ASSOCIATES LLC	13,145.53	IRWD Wells Fargo Check No Print	Reconciled
442080	4-Apr-24	ROBERT HALF INC.	1,972.00	IRWD Wells Fargo Check No Print	Reconciled
442081	4-Apr-24	ROCKWELL SOLUTIONS, INC.	1,266.95	IRWD Wells Fargo Check No Print	Reconciled
442082	4-Apr-24	SEAL ANALYTICAL INC	4,560.00	IRWD Wells Fargo Check No Print	Reconciled
442083	4-Apr-24	SHAMROCK SUPPLY CO INC	37.12	IRWD Wells Fargo Check No Print	Reconciled
442084	4-Apr-24	SHIMMICK CONSTRUCTION INC.	189,743.50	IRWD Wells Fargo Check No Print	Reconciled
442085	4-Apr-24	SIGMA-ALDRICH, INC.	772.30	IRWD Wells Fargo Check No Print	Reconciled
442086	4-Apr-24	SIMS TREE HEALTH SPECIALISTS, INC	195.00	IRWD Wells Fargo Check No Print	Reconciled
442087	4-Apr-24	SOUTH COAST AIR QUALITY MANAGEMENT DISTRICT	3,408.62	IRWD Wells Fargo Check No Print	Reconciled
442088	4-Apr-24	SOUTH COAST WATER DISTRICT	3,430.00	IRWD Wells Fargo Check No Print	Reconciled
442089	4-Apr-24	SOUTHERN CALIFORNIA EDISON COMPANY	122,825.30	IRWD Wells Fargo Check No Print	Reconciled
442090	4-Apr-24	SPARKLETTES	158.14	IRWD Wells Fargo Check No Print	Reconciled
442091	4-Apr-24	SUNNINGDALE PROPERTIES	73.92	IRWD Wells Fargo Check No Print	Reconciled
442092	4-Apr-24	SUZANNA CHOI	7,000.00	IRWD Wells Fargo Check No Print	Reconciled
442093	4-Apr-24	SWAINS ELECTRIC MOTOR SERVICE	9,982.42	IRWD Wells Fargo Check No Print	Negotiable
442094	4-Apr-24	TAIT ENVIRONMENTAL SERVICES, INC.	5,002.50	IRWD Wells Fargo Check No Print	Reconciled
442095	4-Apr-24	TESCO CONTROLS, INC.	36,900.00	IRWD Wells Fargo Check No Print	Reconciled
442096	4-Apr-24	THE LANDING	218.97	IRWD Wells Fargo Check No Print	Reconciled
442097	4-Apr-24	TIC-OFFICE PROPERTIES	401.68	IRWD Wells Fargo Check No Print	Reconciled
442098	4-Apr-24	TIC-RETAIL PROPERTIES	42.14	IRWD Wells Fargo Check No Print	Reconciled
442099	4-Apr-24	TIC-SPECTRUM OFFICE	78.03	IRWD Wells Fargo Check No Print	Reconciled
442100	4-Apr-24	TK ELEVATOR CORPORATION	499.54	IRWD Wells Fargo Check No Print	Reconciled
442101	4-Apr-24	TONG, LIQI	609.86	IRWD Wells Fargo Check No Print	Negotiable
442102	4-Apr-24	TROPICAL PLAZA NURSERY INC	13,998.98	IRWD Wells Fargo Check No Print	Reconciled
442103	4-Apr-24	UNITED PARCEL SERVICE INC	32.90	IRWD Wells Fargo Check No Print	Reconciled
442104	4-Apr-24	UNIVAR SOLUTIONS USA INC.	7,388.70	IRWD Wells Fargo Check No Print	Reconciled
442105	4-Apr-24	VERIZON WIRELESS SERVICES LLC	19,628.71	IRWD Wells Fargo Check No Print	Reconciled
442106	4-Apr-24	VISTA PAINT CORPORATION	502.95	IRWD Wells Fargo Check No Print	Reconciled
442107	4-Apr-24	VWR INTERNATIONAL, LLC	766.59	IRWD Wells Fargo Check No Print	Reconciled
442108	4-Apr-24	WASTE MANAGEMENT COLLECTIONS AND RECYCLING, INC.	8,334.77	IRWD Wells Fargo Check No Print	Reconciled
442109	4-Apr-24	WATERLINE TECHNOLOGIES INC	1,376.34	IRWD Wells Fargo Check No Print	Reconciled
442110	4-Apr-24	WAXIE'S ENTERPRISES, INC	482.31	IRWD Wells Fargo Check No Print	Reconciled
442111	4-Apr-24	WEST COAST SAND & GRAVEL INC.	5,288.81	IRWD Wells Fargo Check No Print	Reconciled
442112	4-Apr-24	WIENHOFF & ASSOCIATES, INC	10.00	IRWD Wells Fargo Check No Print	Reconciled
442113	4-Apr-24	YEHLING, KIMBERLY	42.37	IRWD Wells Fargo Check No Print	Negotiable
442114	4-Apr-24	YOUNG, KELLEE	701.67	IRWD Wells Fargo Check No Print	Reconciled
442115	4-Apr-24	YSI, INC	1,908.37	IRWD Wells Fargo Check No Print	Reconciled
442117	4-Apr-24	MONROY, JONNATHAN	97.01	IRWD Wells Fargo Check	Negotiable
442118	4-Apr-24	MONROY, JONNATHAN	71.05	IRWD Wells Fargo Check	Negotiable
442120	5-Apr-24	STATE OF CALIFORNIA	6.00	IRWD Wells Fargo Check	Negotiable
442121	5-Apr-24	STATE OF CALIFORNIA	6.00	IRWD Wells Fargo Check	Negotiable
442122	11-Apr-24	3SE	4,048.00	IRWD Wells Fargo Check No Print	Negotiable
442123	11-Apr-24	72 HOUR LLC	70,875.93	IRWD Wells Fargo Check No Print	Reconciled
442124	11-Apr-24	7HILLSPRODUCTION,LLC	700.00	IRWD Wells Fargo Check No Print	Reconciled
442125	11-Apr-24	8X8 INC	14,933.67	IRWD Wells Fargo Check No Print	Reconciled
442126	11-Apr-24	ADS CORP.	2,700.00	IRWD Wells Fargo Check No Print	Reconciled
442127	11-Apr-24	AGAHJ, FRANK	60.89	IRWD Wells Fargo Check No Print	Negotiable
442128	11-Apr-24	AGILENT TECHNOLOGIES, INC.	838.86	IRWD Wells Fargo Check No Print	Reconciled
442129	11-Apr-24	AIRGAS, INC.	4,918.56	IRWD Wells Fargo Check No Print	Reconciled
442130	11-Apr-24	ANTHONY N. LARSEN	305.00	IRWD Wells Fargo Check No Print	Reconciled
442131	11-Apr-24	APCO GRAPHICS INC	298.20	IRWD Wells Fargo Check No Print	Reconciled
442132	11-Apr-24	AQUATIC INFORMATICS INC.	6,100.00	IRWD Wells Fargo Check No Print	Reconciled
442133	11-Apr-24	ARAKELIAN ENTERPRISES, INC.	8,124.43	IRWD Wells Fargo Check No Print	Reconciled
442134	11-Apr-24	AT&T CORP	1,773.47	IRWD Wells Fargo Check No Print	Reconciled
442135	11-Apr-24	AT&T CORP	1,049.44	IRWD Wells Fargo Check No Print	Reconciled
442136	11-Apr-24	AUTOZONE PARTS, INC.	795.81	IRWD Wells Fargo Check No Print	Reconciled
442137	11-Apr-24	BAVCO BACKFLOW APPARATUS & VALVE COMPANY	122.10	IRWD Wells Fargo Check No Print	Reconciled
442138	11-Apr-24	BEST DRILLING AND PUMP, INC.	163,875.00	IRWD Wells Fargo Check No Print	Reconciled
442139	11-Apr-24	BPS SUPPLY GROUP	4,870.89	IRWD Wells Fargo Check No Print	Reconciled
442140	11-Apr-24	BRIAN HOMSY	1,275.50	IRWD Wells Fargo Check No Print	Reconciled
442141	11-Apr-24	BROOKFIELD RESIDENTIAL	357.34	IRWD Wells Fargo Check No Print	Reconciled
442142	11-Apr-24	CANON FINANCIAL SERVICES, INC.	539.83	IRWD Wells Fargo Check No Print	Reconciled
442143	11-Apr-24	CANON SOLUTIONS AMERICA, INC	33.70	IRWD Wells Fargo Check No Print	Reconciled
442144	11-Apr-24	CHO DESIGN ASSOCIATES, INC	900.00	IRWD Wells Fargo Check No Print	Reconciled
442145	11-Apr-24	CITY OF NEWPORT BEACH	204,729.20	IRWD Wells Fargo Check No Print	Reconciled
442146	11-Apr-24	CLEAN ENERGY	8,235.56	IRWD Wells Fargo Check No Print	Reconciled
442147	11-Apr-24	CLIFFORD MORIYAMA	5,000.00	IRWD Wells Fargo Check No Print	Reconciled
442148	11-Apr-24	CR & R INCORPORATED	521.65	IRWD Wells Fargo Check No Print	Reconciled
442149	11-Apr-24	CYPRESS VILLAGE MURANO	527.20	IRWD Wells Fargo Check No Print	Negotiable
442150	11-Apr-24	D & G SIGNS	9,620.00	IRWD Wells Fargo Check No Print	Reconciled
442151	11-Apr-24	D & H WATER SYSTEMS INC.	22,051.73	IRWD Wells Fargo Check No Print	Reconciled
442152	11-Apr-24	DAIOHS USA INCORPORATED	3,397.98	IRWD Wells Fargo Check No Print	Reconciled
442153	11-Apr-24	DOFORMS, INC	1,999.00	IRWD Wells Fargo Check No Print	Reconciled

**IRVINE RANCH WATER DISTRICT
AP DISBURSEMENTS AND VOIDS FOR APRIL 2024**

CHECK OR ELECTRONIC #	PAYMENT DATE	SUPPLIERS	PAYMENT AMOUNT	PAYMENT METHOD	STATUS
442154	11-Apr-24	ELECTRO-CHEMICAL DEVICES, INC.	1,792.24	IRWD Wells Fargo Check No Print	Reconciled
442155	11-Apr-24	ENDEMIC ENVIRONMENTAL SERVICES, INC.	6,264.00	IRWD Wells Fargo Check No Print	Reconciled
442156	11-Apr-24	ENEL X ADVISORY SERVICES NORTH AMERICA, INC.	3,000.00	IRWD Wells Fargo Check No Print	Negotiable
442157	11-Apr-24	ENVIRONMENTAL RESOURCE ASSOCIATES	2,390.80	IRWD Wells Fargo Check No Print	Reconciled
442158	11-Apr-24	EPPENDORF NORTH AMERICA INC	630.81	IRWD Wells Fargo Check No Print	Reconciled
442159	11-Apr-24	FEDEX	323.73	IRWD Wells Fargo Check No Print	Reconciled
442160	11-Apr-24	FIRE EXTINGUISHING SAFETY & SERVICE	812.37	IRWD Wells Fargo Check No Print	Negotiable
442161	11-Apr-24	FISHER SCIENTIFIC COMPANY LLC	16,377.66	IRWD Wells Fargo Check No Print	Reconciled
442162	11-Apr-24	FLW SERVICE CORPORATION	2,860.00	IRWD Wells Fargo Check No Print	Reconciled
442163	11-Apr-24	GCI CONSTRUCTION, INC.	11,875.00	IRWD Wells Fargo Check No Print	Reconciled
442164	11-Apr-24	GEIGER BROS	3,032.60	IRWD Wells Fargo Check No Print	Reconciled
442165	11-Apr-24	GEORGE YARDLEY CO., INC.	4,824.36	IRWD Wells Fargo Check No Print	Reconciled
442166	11-Apr-24	GRAINGER	10,314.35	IRWD Wells Fargo Check No Print	Reconciled
442167	11-Apr-24	GSRP ST SOLAR I LLC	11,577.22	IRWD Wells Fargo Check No Print	Reconciled
442168	11-Apr-24	HAMAMI, ALI	76.63	IRWD Wells Fargo Check No Print	Reconciled
442169	11-Apr-24	HI-LINE INC	722.79	IRWD Wells Fargo Check No Print	Reconciled
442170	11-Apr-24	HOME DEPOT USA INC	2,206.78	IRWD Wells Fargo Check No Print	Reconciled
442171	11-Apr-24	HOME DEPOT USA INC	746.19	IRWD Wells Fargo Check No Print	Reconciled
442172	11-Apr-24	INDUSTRIAL METAL SUPPLY CO	1,404.00	IRWD Wells Fargo Check No Print	Reconciled
442173	11-Apr-24	INFOSEND, INC.	53,865.68	IRWD Wells Fargo Check No Print	Reconciled
442174	11-Apr-24	INORGANIC VENTURES INC	3,059.17	IRWD Wells Fargo Check No Print	Reconciled
442175	11-Apr-24	IRON MOUNTAIN INFORMATION MANAGEMENT INC	940.36	IRWD Wells Fargo Check No Print	Reconciled
442176	11-Apr-24	JOHNSON-FRANK & ASSOCIATES, INC.	5,157.30	IRWD Wells Fargo Check No Print	Reconciled
442177	11-Apr-24	JWC ENVIRONMENTAL INC.	4,768.86	IRWD Wells Fargo Check No Print	Reconciled
442178	11-Apr-24	KB HOMES	314.13	IRWD Wells Fargo Check No Print	Negotiable
442179	11-Apr-24	LA HABRA FENCE COMPANY INC	5,110.00	IRWD Wells Fargo Check No Print	Reconciled
442180	11-Apr-24	LEE & RO, INC.	5,306.50	IRWD Wells Fargo Check No Print	Reconciled
442181	11-Apr-24	LUO, LIYAN	19.75	IRWD Wells Fargo Check No Print	Negotiable
442182	11-Apr-24	MAP COMMUNICATIONS, INC.	1,306.65	IRWD Wells Fargo Check No Print	Reconciled
442183	11-Apr-24	MC FADDEN-DALE INDUSTRIAL	873.88	IRWD Wells Fargo Check No Print	Reconciled
442184	11-Apr-24	MICROSOFT CORPORATION	24.00	IRWD Wells Fargo Check No Print	Reconciled
442185	11-Apr-24	MORSOCO SUPPLY, LLC	3,328.86	IRWD Wells Fargo Check No Print	Reconciled
442186	11-Apr-24	MSC INDUSTRIAL SUPPLY CO	214.43	IRWD Wells Fargo Check No Print	Reconciled
442187	11-Apr-24	MUTUAL PROPANE	36.00	IRWD Wells Fargo Check No Print	Reconciled
442188	11-Apr-24	NATIONAL OILWELL VARCO, L.P.	1,157.80	IRWD Wells Fargo Check No Print	Reconciled
442189	11-Apr-24	NEW DIMENSION GENERAL CONSTRUCTION, INC.	29,518.06	IRWD Wells Fargo Check No Print	Reconciled
442190	11-Apr-24	NGUYEN, TRACY	131.65	IRWD Wells Fargo Check No Print	Reconciled
442191	11-Apr-24	NINYO & MOORE	12,167.75	IRWD Wells Fargo Check No Print	Reconciled
442192	11-Apr-24	NOVACOAST INC	19,876.50	IRWD Wells Fargo Check No Print	Reconciled
442193	11-Apr-24	O'REILLY AUTO ENTERPRISES, LLC	77.56	IRWD Wells Fargo Check No Print	Reconciled
442194	11-Apr-24	ONESOURCE DISTRIBUTORS LLC	4,108.62	IRWD Wells Fargo Check No Print	Reconciled
442195	11-Apr-24	ORACLE AMERICA, INC.	3,368.25	IRWD Wells Fargo Check No Print	Reconciled
442196	11-Apr-24	ORANGE COUNTY MOSQUITO AND VECTOR CONTROL DISTRICT	1,663.60	IRWD Wells Fargo Check No Print	Reconciled
442197	11-Apr-24	PACIFIC CITY PROPERTIES	50.34	IRWD Wells Fargo Check No Print	Reconciled
442198	11-Apr-24	PACIFIC COAST BOLT CORP	149.45	IRWD Wells Fargo Check No Print	Reconciled
442199	11-Apr-24	PACIFIC HYDROTECH CORPORATION	602,107.50	IRWD Wells Fargo Check No Print	Reconciled
442200	11-Apr-24	PACIFIC HYDROTECH CORPORATION	16,884.58	IRWD Wells Fargo Check No Print	Reconciled
442201	11-Apr-24	PACIFIC HYDROTECH CORPORATION	1,615.57	IRWD Wells Fargo Check No Print	Negotiable
442202	11-Apr-24	PACIFIC HYDROTECH CORPORATION	13,189.72	IRWD Wells Fargo Check No Print	Reconciled
442203	11-Apr-24	PENN ARCHIVE SERVICES	145.46	IRWD Wells Fargo Check No Print	Reconciled
442204	11-Apr-24	POLLARDWATER.COM	675.25	IRWD Wells Fargo Check No Print	Reconciled
442205	11-Apr-24	PONTON INDUSTRIES INC	11,159.89	IRWD Wells Fargo Check No Print	Reconciled
442206	11-Apr-24	PRONTO GYM SERVICES, INC.	180.00	IRWD Wells Fargo Check No Print	Reconciled
442207	11-Apr-24	QUESTICA LTD	96,340.50	IRWD Wells Fargo Check No Print	Reconciled
442208	11-Apr-24	R C FOSTER CORPORATION	461,551.51	IRWD Wells Fargo Check No Print	Reconciled
442209	11-Apr-24	RENTOKIL NORTH AMERICA, INC	6,255.10	IRWD Wells Fargo Check No Print	Reconciled
442210	11-Apr-24	ROBERT HALF INC.	10,424.00	IRWD Wells Fargo Check No Print	Reconciled
442211	11-Apr-24	ROCKWELL SOLUTIONS, INC.	123,762.27	IRWD Wells Fargo Check No Print	Reconciled
442212	11-Apr-24	SCA OF CA, LLC	2,840.00	IRWD Wells Fargo Check No Print	Reconciled
442213	11-Apr-24	SCHINDLER ELEVATOR CORPORATION	306.90	IRWD Wells Fargo Check No Print	Reconciled
442214	11-Apr-24	SERRANO WATER DISTRICT	32,015.23	IRWD Wells Fargo Check No Print	Reconciled
442215	11-Apr-24	SHAMROCK SUPPLY CO INC	570.21	IRWD Wells Fargo Check No Print	Reconciled
442216	11-Apr-24	SIGMA-ALDRICH, INC.	250.20	IRWD Wells Fargo Check No Print	Reconciled
442217	11-Apr-24	SOUTH COAST AIR QUALITY MANAGEMENT DISTRICT	6,011.20	IRWD Wells Fargo Check No Print	Reconciled
442218	11-Apr-24	SOUTH COAST WATER CO.	80.00	IRWD Wells Fargo Check No Print	Reconciled
442219	11-Apr-24	SOUTHERN CALIFORNIA EDISON COMPANY	682,231.15	IRWD Wells Fargo Check No Print	Reconciled
442220	11-Apr-24	SOUTHERN CALIFORNIA GAS COMPANY	2,973.73	IRWD Wells Fargo Check No Print	Reconciled
442221	11-Apr-24	STERIS CORPORATION	6,877.24	IRWD Wells Fargo Check No Print	Reconciled
442222	11-Apr-24	STETSON ENGINEERS INC.	12,039.75	IRWD Wells Fargo Check No Print	Reconciled
442223	11-Apr-24	STEVEN WELCH	500.00	IRWD Wells Fargo Check No Print	Negotiable
442224	11-Apr-24	TANKVISIONS, INC	30.00	IRWD Wells Fargo Check No Print	Reconciled
442225	11-Apr-24	TASSIN SCIENTIFIC SERVICES, LLC.	1,322.25	IRWD Wells Fargo Check No Print	Reconciled
442226	11-Apr-24	THE RJ NOBLE COMPANY	410.83	IRWD Wells Fargo Check No Print	Reconciled
442227	11-Apr-24	TIERRA VERDE INDUSTRIES	105.60	IRWD Wells Fargo Check No Print	Reconciled
442228	11-Apr-24	TK ELEVATOR CORPORATION	1,890.00	IRWD Wells Fargo Check No Print	Reconciled

**IRVINE RANCH WATER DISTRICT
AP DISBURSEMENTS AND VOIDS FOR APRIL 2024**

CHECK OR ELECTRONIC #	PAYMENT DATE	SUPPLIERS	PAYMENT AMOUNT	PAYMENT METHOD	STATUS
442229	11-Apr-24	TODDS	15.80	IRWD Wells Fargo Check No Print	Negotiable
442230	11-Apr-24	TRI COUNTY PUMP COMPANY	40,137.75	IRWD Wells Fargo Check No Print	Reconciled
442231	11-Apr-24	TRI POINTE HOMES, INC.	202.77	IRWD Wells Fargo Check No Print	Reconciled
442232	11-Apr-24	TRUJILLO, ROBERT	260.46	IRWD Wells Fargo Check No Print	Reconciled
442233	11-Apr-24	TRUMARK HOMES	155.99	IRWD Wells Fargo Check No Print	Reconciled
442234	11-Apr-24	TUSTIN LEXUS	387.29	IRWD Wells Fargo Check No Print	Reconciled
442235	11-Apr-24	UNITED PARCEL SERVICE INC	58.92	IRWD Wells Fargo Check No Print	Reconciled
442236	11-Apr-24	UNITED SITE SERVICES OF CALIFORNIA INC	343.31	IRWD Wells Fargo Check No Print	Reconciled
442237	11-Apr-24	UNIVAR SOLUTIONS USA INC.	7,454.70	IRWD Wells Fargo Check No Print	Reconciled
442238	11-Apr-24	VEOLIA NORTH AMERICA, INC.	8,290.15	IRWD Wells Fargo Check No Print	Reconciled
442239	11-Apr-24	VERIZON WIRELESS SERVICES LLC	5,874.69	IRWD Wells Fargo Check No Print	Reconciled
442240	11-Apr-24	VULCAN MATERIALS COMPANY	2,160.36	IRWD Wells Fargo Check No Print	Reconciled
442241	11-Apr-24	WASTE MANAGEMENT COLLECTIONS AND RECYCLING, INC.	3,170.99	IRWD Wells Fargo Check No Print	Reconciled
442242	11-Apr-24	WAXIE'S ENTERPRISES, INC	2,358.00	IRWD Wells Fargo Check No Print	Reconciled
442243	11-Apr-24	WEST COAST SAND & GRAVEL INC.	1,559.20	IRWD Wells Fargo Check No Print	Reconciled
442244	11-Apr-24	WEST YOST & ASSOCIATES, INC.	1,744.00	IRWD Wells Fargo Check No Print	Reconciled
442245	11-Apr-24	WINCHESTER EQUITY GROUP LLC	679.44	IRWD Wells Fargo Check No Print	Negotiable
442246	11-Apr-24	ZHENGCHAO NIU	43,526.80	IRWD Wells Fargo Check No Print	Reconciled
442247	11-Apr-24	FRANCHISE TAX BOARD	92.00	IRWD Wells Fargo Check	Reconciled
442248	11-Apr-24	INTERNATIONAL BROTHERHOOD OF ELECTRICAL WORKERS LOCAL 47	8,260.19	IRWD Wells Fargo Check	Reconciled
442249	11-Apr-24	PERS LONG TERM CARE	589.27	IRWD Wells Fargo Check	Reconciled
442250	11-Apr-24	STATE OF ARKANSAS	1,013.26	IRWD Wells Fargo Check	Reconciled
442251	18-Apr-24	ACCUSTANDARD INC	349.03	IRWD Wells Fargo Check No Print	Reconciled
442252	18-Apr-24	ACS HABITAT MANAGEMENT	1,720.26	IRWD Wells Fargo Check No Print	Negotiable
442253	18-Apr-24	AIRGAS, INC.	2,731.43	IRWD Wells Fargo Check No Print	Reconciled
442254	18-Apr-24	ALAN SMITH POOL PLASTERING, INC	1,089.35	IRWD Wells Fargo Check No Print	Reconciled
442255	18-Apr-24	ALL IN ONE HEALTH	873.32	IRWD Wells Fargo Check No Print	Reconciled
442256	18-Apr-24	AMAYA SOLUTIONS INC.	6,751.07	IRWD Wells Fargo Check No Print	Reconciled
442257	18-Apr-24	APPLIED MEDICAL RESOURCES INC	3,284.89	IRWD Wells Fargo Check No Print	Reconciled
442258	18-Apr-24	AQUA-AEROBIC SYSTEMS INC	34,372.59	IRWD Wells Fargo Check No Print	Reconciled
442259	18-Apr-24	AT&T CORP	4,818.57	IRWD Wells Fargo Check No Print	Reconciled
442260	18-Apr-24	AT&T CORP	165.87	IRWD Wells Fargo Check No Print	Reconciled
442261	18-Apr-24	AT&T CORP	6,657.00	IRWD Wells Fargo Check No Print	Reconciled
442262	18-Apr-24	AT&T CORP	145.29	IRWD Wells Fargo Check No Print	Reconciled
442263	18-Apr-24	AUTOZONE PARTS, INC.	210.68	IRWD Wells Fargo Check No Print	Reconciled
442264	18-Apr-24	BIOTAGE LLC	2,723.44	IRWD Wells Fargo Check No Print	Reconciled
442265	18-Apr-24	BORCHARD SURVEYING & MAPPING, INC.	2,150.00	IRWD Wells Fargo Check No Print	Reconciled
442266	18-Apr-24	BROOKFIELD RESIDENTIAL	188.57	IRWD Wells Fargo Check No Print	Reconciled
442267	18-Apr-24	CANON FINANCIAL SERVICES, INC.	9,484.08	IRWD Wells Fargo Check No Print	Reconciled
442268	18-Apr-24	CAROLLO ENGINEERS, INC	7,544.00	IRWD Wells Fargo Check No Print	Reconciled
442269	18-Apr-24	CHIENYU LU AND DANDAN JIN	15.90	IRWD Wells Fargo Check No Print	Reconciled
442270	18-Apr-24	CIFUENTES, ELBA	6.11	IRWD Wells Fargo Check No Print	Reconciled
442271	18-Apr-24	CITY OF SANTA ANA	380.25	IRWD Wells Fargo Check No Print	Reconciled
442272	18-Apr-24	CLA-VAL COMPANY	24,678.04	IRWD Wells Fargo Check No Print	Reconciled
442273	18-Apr-24	COASTLINE EQUIPMENT COMPANY	336.53	IRWD Wells Fargo Check No Print	Reconciled
442274	18-Apr-24	CORE & MAIN LP	177,982.10	IRWD Wells Fargo Check No Print	Reconciled
442275	18-Apr-24	CREATIVE SAFETY SUPPLY, LLC	426.05	IRWD Wells Fargo Check No Print	Reconciled
442276	18-Apr-24	CUESTA CONSTRUCTION COMPANY	1,067.18	IRWD Wells Fargo Check No Print	Negotiable
442277	18-Apr-24	CURATIVE I.T. LLC	861.04	IRWD Wells Fargo Check No Print	Reconciled
442278	18-Apr-24	DJ SKY PARK LLC	2,632.91	IRWD Wells Fargo Check No Print	Reconciled
442279	18-Apr-24	ECC LLC	1,412.14	IRWD Wells Fargo Check No Print	Negotiable
442280	18-Apr-24	EMD MILLIPORE CORP.	41,200.35	IRWD Wells Fargo Check No Print	Reconciled
442281	18-Apr-24	ENVIRONMENTAL SCIENCE ASSOCIATES	8,463.25	IRWD Wells Fargo Check No Print	Reconciled
442282	18-Apr-24	FARRELL & ASSOCIATES	192.82	IRWD Wells Fargo Check No Print	Reconciled
442283	18-Apr-24	FEDEX	308.16	IRWD Wells Fargo Check No Print	Reconciled
442284	18-Apr-24	FISHER SCIENTIFIC COMPANY LLC	884.50	IRWD Wells Fargo Check No Print	Reconciled
442285	18-Apr-24	FRANCOISE CAJAYON AND ELIZABETH CAJAYON-PURZIS	81.55	IRWD Wells Fargo Check No Print	Negotiable
442286	18-Apr-24	FRIEDMAN, LISA	498.94	IRWD Wells Fargo Check No Print	Reconciled
442287	18-Apr-24	FRONTIER CALIFORNIA INC.	374.45	IRWD Wells Fargo Check No Print	Reconciled
442288	18-Apr-24	GEA MECHANICAL EQUIPMENT US, INC.	2,332.78	IRWD Wells Fargo Check No Print	Reconciled
442289	18-Apr-24	GEI CONSULTANTS INC	9,292.50	IRWD Wells Fargo Check No Print	Reconciled
442290	18-Apr-24	GFE MACARTHUR INVESTMENTS	134.55	IRWD Wells Fargo Check No Print	Reconciled
442291	18-Apr-24	GRAINGER	8,047.19	IRWD Wells Fargo Check No Print	Reconciled
442292	18-Apr-24	GRANT GENERAL CONTRACTORS	1,168.80	IRWD Wells Fargo Check No Print	Reconciled
442293	18-Apr-24	GRAYBAR ELECTRIC COMPANY	335.31	IRWD Wells Fargo Check No Print	Reconciled
442294	18-Apr-24	HARDY & HARPER, INC.	30,086.00	IRWD Wells Fargo Check No Print	Reconciled
442295	18-Apr-24	HDR ENGINEERING INC	6,214.50	IRWD Wells Fargo Check No Print	Reconciled
442296	18-Apr-24	HE, LEI	91.09	IRWD Wells Fargo Check No Print	Negotiable
442297	18-Apr-24	HI-LINE INC	399.05	IRWD Wells Fargo Check No Print	Reconciled
442298	18-Apr-24	HOME DEPOT USA INC	503.02	IRWD Wells Fargo Check No Print	Reconciled
442299	18-Apr-24	HOME DEPOT USA INC	43.07	IRWD Wells Fargo Check No Print	Reconciled
442300	18-Apr-24	HUANG, HENRY	2,763.67	IRWD Wells Fargo Check No Print	Negotiable
442301	18-Apr-24	INDUSTRIAL METAL SUPPLY CO	25.66	IRWD Wells Fargo Check No Print	Reconciled
442302	18-Apr-24	INVITAE CORPORATION	17.11	IRWD Wells Fargo Check No Print	Reconciled
442303	18-Apr-24	IRVINE PACIFIC	260.56	IRWD Wells Fargo Check No Print	Negotiable

**IRVINE RANCH WATER DISTRICT
AP DISBURSEMENTS AND VOIDS FOR APRIL 2024**

CHECK OR ELECTRONIC #	PAYMENT DATE	SUPPLIERS	PAYMENT AMOUNT	PAYMENT METHOD	STATUS
442304	18-Apr-24	KA BARSTOW LLC	2,235.88	IRWD Wells Fargo Check No Print	Negotiable
442305	18-Apr-24	LEONTI, TONY	981.16	IRWD Wells Fargo Check No Print	Reconciled
442306	18-Apr-24	LILLESTRAND LEADERSHIP CONSULTING, INC.	4,575.00	IRWD Wells Fargo Check No Print	Reconciled
442307	18-Apr-24	LIN, KOUYIN	1.03	IRWD Wells Fargo Check No Print	Reconciled
442308	18-Apr-24	MA, YU	22.36	IRWD Wells Fargo Check No Print	Negotiable
442309	18-Apr-24	MATHESON TRI GAS, INC	208.01	IRWD Wells Fargo Check No Print	Reconciled
442310	18-Apr-24	MC FADDEN-DALE INDUSTRIAL	91.05	IRWD Wells Fargo Check No Print	Reconciled
442311	18-Apr-24	MC MASTER CARR SUPPLY CO	2,556.19	IRWD Wells Fargo Check No Print	Reconciled
442312	18-Apr-24	MICROSOFT CORPORATION	501.24	IRWD Wells Fargo Check No Print	Reconciled
442313	18-Apr-24	MILES CHEMICAL COMPANY, INC.	12,001.90	IRWD Wells Fargo Check No Print	Reconciled
442314	18-Apr-24	MORSCO SUPPLY, LLC	762.49	IRWD Wells Fargo Check No Print	Reconciled
442315	18-Apr-24	MSC INDUSTRIAL SUPPLY CO	337.01	IRWD Wells Fargo Check No Print	Reconciled
442316	18-Apr-24	NATIONAL READY MIXED CONCRETE SALES, LLC	4,737.63	IRWD Wells Fargo Check No Print	Reconciled
442317	18-Apr-24	OH, STEFAN	19.19	IRWD Wells Fargo Check No Print	Negotiable
442318	18-Apr-24	ONESOURCE DISTRIBUTORS LLC	20,181.45	IRWD Wells Fargo Check No Print	Reconciled
442319	18-Apr-24	PACIFIC HYDROTECH CORPORATION	130,853.21	IRWD Wells Fargo Check No Print	Reconciled
442320	18-Apr-24	PACIFIC HYDROTECH CORPORATION	6,887.01	IRWD Wells Fargo Check No Print	Reconciled
442321	18-Apr-24	PATRIOT ENVIRONMENTAL SERVICES	1,744.08	IRWD Wells Fargo Check No Print	Reconciled
442322	18-Apr-24	PINNACLE TOWERS LLC	911.53	IRWD Wells Fargo Check No Print	Reconciled
442323	18-Apr-24	PLUMBERS DEPOT INC.	292.54	IRWD Wells Fargo Check No Print	Reconciled
442324	18-Apr-24	POLLARDWATER.COM	9,691.95	IRWD Wells Fargo Check No Print	Reconciled
442325	18-Apr-24	PREMIER PAVING INC.	1,464.17	IRWD Wells Fargo Check No Print	Reconciled
442326	18-Apr-24	PRUDENTIAL OVERALL SUPPLY	10,301.37	IRWD Wells Fargo Check No Print	Reconciled
442327	18-Apr-24	PTI SAND & GRAVEL INC	2,067.86	IRWD Wells Fargo Check No Print	Reconciled
442328	18-Apr-24	PULTE GROUP	4,424.05	IRWD Wells Fargo Check No Print	Negotiable
442329	18-Apr-24	ROCKWELL SOLUTIONS, INC.	1,539.88	IRWD Wells Fargo Check No Print	Reconciled
442330	18-Apr-24	RODEO HOMES INC	1,043.60	IRWD Wells Fargo Check No Print	Negotiable
442331	18-Apr-24	RS HUGHES COMPANY, INC.	236.22	IRWD Wells Fargo Check No Print	Reconciled
442332	18-Apr-24	SAFETY-KLEEN SYSTEMS, INC	390.00	IRWD Wells Fargo Check No Print	Reconciled
442333	18-Apr-24	SANTA MARGARITA FORD	1,609.77	IRWD Wells Fargo Check No Print	Reconciled
442334	18-Apr-24	SMITH, RYAN	7.83	IRWD Wells Fargo Check No Print	Negotiable
442335	18-Apr-24	SOUTHERN CALIFORNIA EDISON COMPANY	45,642.54	IRWD Wells Fargo Check No Print	Reconciled
442336	18-Apr-24	SOUTHERN CALIFORNIA GAS COMPANY	27,892.55	IRWD Wells Fargo Check No Print	Reconciled
442337	18-Apr-24	STAFFORD, TIMOTHY R	240.53	IRWD Wells Fargo Check No Print	Reconciled
442338	18-Apr-24	STANTEC CONSULTING SERVICES INC.	5,357.00	IRWD Wells Fargo Check No Print	Reconciled
442339	18-Apr-24	STEVEN WELCH	620.00	IRWD Wells Fargo Check No Print	Reconciled
442340	18-Apr-24	SUN CAL REAL ESTATE CORP	92.53	IRWD Wells Fargo Check No Print	Reconciled
442341	18-Apr-24	SUN, JEHLIN	35.34	IRWD Wells Fargo Check No Print	Reconciled
442342	18-Apr-24	TAYLOR MORRISON OF CALIFORNIA, LLC	32.65	IRWD Wells Fargo Check No Print	Reconciled
442343	18-Apr-24	THE BOYD GROUP US INC	379.85	IRWD Wells Fargo Check No Print	Reconciled
442344	18-Apr-24	THE CONVERSE PROFESSIONAL GROUP	1,792.50	IRWD Wells Fargo Check No Print	Reconciled
442345	18-Apr-24	TIC-OFFICE PROPERTIES	8,946.74	IRWD Wells Fargo Check No Print	Negotiable
442346	18-Apr-24	TIC-RETAIL PROPERTIES	34,436.57	IRWD Wells Fargo Check No Print	Negotiable
442347	18-Apr-24	TIC-SPECTRUM OFFICE	1,395.41	IRWD Wells Fargo Check No Print	Negotiable
442348	18-Apr-24	TRI COUNTY PUMP COMPANY	21,566.76	IRWD Wells Fargo Check No Print	Reconciled
442349	18-Apr-24	TRUMARK HOMES	170.76	IRWD Wells Fargo Check No Print	Reconciled
442350	18-Apr-24	TUSTIN TOYOTA	17.80	IRWD Wells Fargo Check No Print	Reconciled
442351	18-Apr-24	UNITED PARCEL SERVICE INC	32.90	IRWD Wells Fargo Check No Print	Reconciled
442352	18-Apr-24	USA WASTE OF CALIFORNIA, INC.	708.66	IRWD Wells Fargo Check No Print	Reconciled
442353	18-Apr-24	WAGENER LAW, A PROFESSIONAL CORPORATION	2,710.50	IRWD Wells Fargo Check No Print	Reconciled
442354	18-Apr-24	WAXIE'S ENTERPRISES, INC	1,040.46	IRWD Wells Fargo Check No Print	Reconciled
442355	18-Apr-24	WCT PRODUCTS, INC.	592.32	IRWD Wells Fargo Check No Print	Reconciled
442356	18-Apr-24	WEST COAST SAND & GRAVEL INC.	3,074.78	IRWD Wells Fargo Check No Print	Reconciled
442357	18-Apr-24	WESTERN SAFETY PRODUCTS INC	1,402.91	IRWD Wells Fargo Check No Print	Reconciled
442358	18-Apr-24	ANTHEM BLUE CROSS	337.32	IRWD Wells Fargo Check	Reconciled
442359	18-Apr-24	AT&T CORP	23,406.03	IRWD Wells Fargo Check	Negotiable
442360	18-Apr-24	BOWMAN DESIGN, INC.	6,863.67	IRWD Wells Fargo Check	Reconciled
442361	18-Apr-24	COUNTY OF ORANGE	2,966.75	IRWD Wells Fargo Check	Reconciled
442362	18-Apr-24	HUMANA INSURANCE COMPANY	209.60	IRWD Wells Fargo Check	Reconciled
442363	18-Apr-24	UNITED HEALTHCARE INSURANCE COMPANY	721.04	IRWD Wells Fargo Check	Reconciled
442364	25-Apr-24	3V GEOMATICS INC.	10,500.00	IRWD Wells Fargo Check No Print	Negotiable
442365	25-Apr-24	A&A WIPING CLOTH CO	1,939.50	IRWD Wells Fargo Check No Print	Reconciled
442366	25-Apr-24	ADS CORP.	5,650.00	IRWD Wells Fargo Check No Print	Negotiable
442367	25-Apr-24	AGILENT TECHNOLOGIES, INC.	37,375.56	IRWD Wells Fargo Check No Print	Reconciled
442368	25-Apr-24	AIRGAS, INC.	5,081.46	IRWD Wells Fargo Check No Print	Reconciled
442369	25-Apr-24	AMETEK BROOKFIELD	2,368.22	IRWD Wells Fargo Check No Print	Negotiable
442370	25-Apr-24	ANGAR, SAYED AHMAN SHAH	119.41	IRWD Wells Fargo Check No Print	Negotiable
442371	25-Apr-24	AQUA-METRIC SALES COMPANY	28,370.78	IRWD Wells Fargo Check No Print	Negotiable
442372	25-Apr-24	ARMADILLO AUTOMATION, INC.	1,062.14	IRWD Wells Fargo Check No Print	Reconciled
442373	25-Apr-24	AT&T CORP	7,548.03	IRWD Wells Fargo Check No Print	Negotiable
442374	25-Apr-24	AUTOZONE PARTS, INC.	853.84	IRWD Wells Fargo Check No Print	Negotiable
442375	25-Apr-24	AVIAT U.S., INC	340.00	IRWD Wells Fargo Check No Print	Negotiable
442376	25-Apr-24	BIRMINGHAM FASTENER & SUPPLY, INCORPORATED	128.10	IRWD Wells Fargo Check No Print	Negotiable
442377	25-Apr-24	BLACK CHAMBER OF ORANGE COUNTY	2,500.00	IRWD Wells Fargo Check No Print	Negotiable
442378	25-Apr-24	BLU BULK TRANSPORT, INC	8,880.00	IRWD Wells Fargo Check No Print	Reconciled

**IRVINE RANCH WATER DISTRICT
AP DISBURSEMENTS AND VOIDS FOR APRIL 2024**

CHECK OR ELECTRONIC #	PAYMENT DATE	SUPPLIERS	PAYMENT AMOUNT	PAYMENT METHOD	STATUS
442379	25-Apr-24	BOFA SECURITIES, INC.	12,058.74	IRWD Wells Fargo Check No Print	Reconciled
442380	25-Apr-24	BORCHARD SURVEYING & MAPPING, INC.	5,940.00	IRWD Wells Fargo Check No Print	Reconciled
442381	25-Apr-24	BPS SUPPLY GROUP	613.87	IRWD Wells Fargo Check No Print	Reconciled
442382	25-Apr-24	BRITTANY APTS	1,367.93	IRWD Wells Fargo Check No Print	Negotiable
442383	25-Apr-24	BROOKFIELD RESIDENTIAL	467.02	IRWD Wells Fargo Check No Print	Reconciled
442384	25-Apr-24	BRUCE HADLEY NEWELL	1,250.00	IRWD Wells Fargo Check No Print	Reconciled
442385	25-Apr-24	BURNHAM BENEFITS INSURANCE SERVICES, LLC	5,833.33	IRWD Wells Fargo Check No Print	Reconciled
442386	25-Apr-24	C WELLS PIPELINE MATERIALS INC	3,397.36	IRWD Wells Fargo Check No Print	Reconciled
442387	25-Apr-24	CALPINE CORPORATION	338,286.45	IRWD Wells Fargo Check No Print	Reconciled
442388	25-Apr-24	CARTER, JACQUELYN	191.29	IRWD Wells Fargo Check No Print	Negotiable
442389	25-Apr-24	CHEM TECH INTERNATIONAL INC	6,874.66	IRWD Wells Fargo Check No Print	Reconciled
442390	25-Apr-24	CITY OF NEWPORT BEACH	2,185.42	IRWD Wells Fargo Check No Print	Negotiable
442391	25-Apr-24	CITY OF TUSTIN	893.00	IRWD Wells Fargo Check No Print	Reconciled
442392	25-Apr-24	CLA-VAL COMPANY	36,776.24	IRWD Wells Fargo Check No Print	Reconciled
442393	25-Apr-24	CORELOGIC INC	614.09	IRWD Wells Fargo Check No Print	Reconciled
442394	25-Apr-24	COX COMMUNICATIONS, INC.	3,202.01	IRWD Wells Fargo Check No Print	Reconciled
442395	25-Apr-24	CS-AMSCO	691.53	IRWD Wells Fargo Check No Print	Reconciled
442396	25-Apr-24	CULVER CAR WASH	65.98	IRWD Wells Fargo Check No Print	Reconciled
442397	25-Apr-24	DCS MANAGEMENT LLC	886.76	IRWD Wells Fargo Check No Print	Reconciled
442398	25-Apr-24	DEALERS SERVICE COMPANY, INC	5,074.02	IRWD Wells Fargo Check No Print	Negotiable
442399	25-Apr-24	DEERFIELD APTS	612.43	IRWD Wells Fargo Check No Print	Negotiable
442400	25-Apr-24	DELL MARKETING LP	14,131.36	IRWD Wells Fargo Check No Print	Negotiable
442401	25-Apr-24	DENALI WATER SOLUTIONS LLC	8,929.55	IRWD Wells Fargo Check No Print	Negotiable
442402	25-Apr-24	DEVIL MOUNTAIN WHOLESALE NURSERY, LLC	407.05	IRWD Wells Fargo Check No Print	Reconciled
442403	25-Apr-24	DILYTICS INC	3,000.00	IRWD Wells Fargo Check No Print	Negotiable
442404	25-Apr-24	DIRECTV INC	159.24	IRWD Wells Fargo Check No Print	Negotiable
442405	25-Apr-24	DISCOVERY SCIENCE CENTER OF ORANGE COUNTY	32,283.40	IRWD Wells Fargo Check No Print	Reconciled
442406	25-Apr-24	DMS FACILITY SERVICES, LLC	69,930.34	IRWD Wells Fargo Check No Print	Reconciled
442407	25-Apr-24	EMD MILLIPORE CORP.	18,565.27	IRWD Wells Fargo Check No Print	Negotiable
442408	25-Apr-24	ENVIRONMENTAL EXPRESS INC	856.66	IRWD Wells Fargo Check No Print	Negotiable
442409	25-Apr-24	ENVIRONMENTAL SCIENCE ASSOCIATES	10,844.96	IRWD Wells Fargo Check No Print	Negotiable
442410	25-Apr-24	ESRI	108,500.00	IRWD Wells Fargo Check No Print	Reconciled
442411	25-Apr-24	ESSER, BRIAN	239.52	IRWD Wells Fargo Check No Print	Negotiable
442412	25-Apr-24	FEDEX	185.05	IRWD Wells Fargo Check No Print	Reconciled
442413	25-Apr-24	FEDEX NATIONAL LTL, INC	1,698.60	IRWD Wells Fargo Check No Print	Reconciled
442414	25-Apr-24	FERGUSON, ANNE	29.28	IRWD Wells Fargo Check No Print	Negotiable
442415	25-Apr-24	FINEBERG CORBETT, BARBARA	192.12	IRWD Wells Fargo Check No Print	Negotiable
442416	25-Apr-24	FISHER SCIENTIFIC COMPANY LLC	2,054.86	IRWD Wells Fargo Check No Print	Reconciled
442417	25-Apr-24	FITCH RATINGS, INC.	24,500.00	IRWD Wells Fargo Check No Print	Negotiable
442418	25-Apr-24	GEA MECHANICAL EQUIPMENT US, INC.	10,915.94	IRWD Wells Fargo Check No Print	Negotiable
442419	25-Apr-24	GEI CONSULTANTS INC	2,360.25	IRWD Wells Fargo Check No Print	Reconciled
442420	25-Apr-24	GOLDMAN, SACHS & CO. LLC	15,781.86	IRWD Wells Fargo Check No Print	Negotiable
442421	25-Apr-24	GOW, JOSEPHINE J	1,282.91	IRWD Wells Fargo Check No Print	Reconciled
442422	25-Apr-24	GRACE BJORNSTAD	693.83	IRWD Wells Fargo Check No Print	Negotiable
442423	25-Apr-24	GRAINGER	6,094.64	IRWD Wells Fargo Check No Print	Negotiable
442424	25-Apr-24	GRAYBAR ELECTRIC COMPANY	108.70	IRWD Wells Fargo Check No Print	Reconciled
442425	25-Apr-24	GUIDA SURVEYING INC.	1,550.10	IRWD Wells Fargo Check No Print	Reconciled
442426	25-Apr-24	HACH COMPANY	11,416.23	IRWD Wells Fargo Check No Print	Negotiable
442427	25-Apr-24	HDR ENGINEERING INC	25,849.50	IRWD Wells Fargo Check No Print	Negotiable
442428	25-Apr-24	HI-LINE INC	237.73	IRWD Wells Fargo Check No Print	Reconciled
442429	25-Apr-24	HOME DEPOT USA INC	319.41	IRWD Wells Fargo Check No Print	Negotiable
442430	25-Apr-24	INDUSTRIAL METAL SUPPLY CO	13.32	IRWD Wells Fargo Check No Print	Reconciled
442431	25-Apr-24	INFINITY RESIDENTIAL	54.53	IRWD Wells Fargo Check No Print	Negotiable
442432	25-Apr-24	INTEGRITY MUNICIPAL SERVICES LLC	2,808.00	IRWD Wells Fargo Check No Print	Negotiable
442433	25-Apr-24	INTERNATIONAL PUBLIC MANAGEMENT ASSOCIATION FOR HUMAN RESOURCES	1,137.00	IRWD Wells Fargo Check No Print	Reconciled
442434	25-Apr-24	IRELAND INC.	18,274.25	IRWD Wells Fargo Check No Print	Reconciled
442435	25-Apr-24	IRVINE PACIFIC	90.32	IRWD Wells Fargo Check No Print	Negotiable
442436	25-Apr-24	KAN VENTURES, INC	7,750.00	IRWD Wells Fargo Check No Print	Negotiable
442437	25-Apr-24	KILL-N-BUGS TERMITE AND PEST CONTROL SERVICES	1,150.00	IRWD Wells Fargo Check No Print	Negotiable
442438	25-Apr-24	LEIGHTON CONSULTING, INC.	1,072.38	IRWD Wells Fargo Check No Print	Reconciled
442439	25-Apr-24	LI, CHAO	1,168.63	IRWD Wells Fargo Check No Print	Reconciled
442440	25-Apr-24	LINDE GAS & EQUIPMENT INC.	8,611.05	IRWD Wells Fargo Check No Print	Reconciled
442441	25-Apr-24	LINKEDIN CORPORATION	7,695.00	IRWD Wells Fargo Check No Print	Negotiable
442442	25-Apr-24	LU'S LIGHTHOUSE, INC.	1,990.16	IRWD Wells Fargo Check No Print	Reconciled
442443	25-Apr-24	LUBRICATION ENGINEERS	2,868.31	IRWD Wells Fargo Check No Print	Reconciled
442444	25-Apr-24	MC FADDEN-DALE INDUSTRIAL	415.59	IRWD Wells Fargo Check No Print	Reconciled
442445	25-Apr-24	MHI PROS	11,867.31	IRWD Wells Fargo Check No Print	Negotiable
442446	25-Apr-24	MICHAEL K. NUNLEY & ASSOCIATES, INC.	1,531.00	IRWD Wells Fargo Check No Print	Reconciled
442447	25-Apr-24	MIKE ETCHANDY FARMS, INC.	4,674.83	IRWD Wells Fargo Check No Print	Negotiable
442448	25-Apr-24	MONTROSE ENVIRONMENTAL GROUP, INC.	1,465.90	IRWD Wells Fargo Check No Print	Reconciled
442449	25-Apr-24	MORSCO SUPPLY, LLC	4,194.82	IRWD Wells Fargo Check No Print	Reconciled
442450	25-Apr-24	MR CRANE INC	1,470.41	IRWD Wells Fargo Check No Print	Reconciled
442451	25-Apr-24	MSC INDUSTRIAL SUPPLY CO	2,026.62	IRWD Wells Fargo Check No Print	Negotiable
442452	25-Apr-24	MYERS & SONS HI-WAY SAFETY, INC.	3,897.28	IRWD Wells Fargo Check No Print	Negotiable
442453	25-Apr-24	NALCO COMPANY LLC	1,396.02	IRWD Wells Fargo Check No Print	Reconciled

**IRVINE RANCH WATER DISTRICT
AP DISBURSEMENTS AND VOIDS FOR APRIL 2024**

CHECK OR ELECTRONIC #	PAYMENT DATE	SUPPLIERS	PAYMENT AMOUNT	PAYMENT METHOD	STATUS
442454	25-Apr-24	NATIONAL READY MIXED CONCRETE SALES, LLC	1,152.94	IRWD Wells Fargo Check No Print	Reconciled
442455	25-Apr-24	NATIONAL SAFETY COMPLIANCE, INC	994.77	IRWD Wells Fargo Check No Print	Reconciled
442456	25-Apr-24	NICKELL METAL SPRAY, INC	1,583.75	IRWD Wells Fargo Check No Print	Reconciled
442457	25-Apr-24	NICKLIN, TAMRA	26.61	IRWD Wells Fargo Check No Print	Negotiable
442458	25-Apr-24	NORIMA CONSULTING US	7,168.75	IRWD Wells Fargo Check No Print	Negotiable
442459	25-Apr-24	NUMENTICA LLC	17,600.00	IRWD Wells Fargo Check No Print	Negotiable
442460	25-Apr-24	O'REILLY AUTO ENTERPRISES, LLC	12.26	IRWD Wells Fargo Check No Print	Negotiable
442461	25-Apr-24	OAK GLEN APTS	1,221.31	IRWD Wells Fargo Check No Print	Negotiable
442462	25-Apr-24	OCTA	4,851.00	IRWD Wells Fargo Check No Print	Negotiable
442463	25-Apr-24	OH, HYUNSUK	156.44	IRWD Wells Fargo Check No Print	Negotiable
442464	25-Apr-24	ORANGE COUNTY FIRE AUTHORITY	292.60	IRWD Wells Fargo Check No Print	Negotiable
442465	25-Apr-24	ORANGE COUNTY TREASURER	509.00	IRWD Wells Fargo Check No Print	Reconciled
442466	25-Apr-24	OUTSOURCE TECHNICAL LLC	14,821.50	IRWD Wells Fargo Check No Print	Negotiable
442467	25-Apr-24	P & E INSULATION, INC	11,480.00	IRWD Wells Fargo Check No Print	Negotiable
442468	25-Apr-24	PACIFIC REAL ESTATE CONSULTANTS, INC.	24,850.00	IRWD Wells Fargo Check No Print	Negotiable
442469	25-Apr-24	PAYMENTUS CORPORATION	137,123.49	IRWD Wells Fargo Check No Print	Negotiable
442470	25-Apr-24	PICARELLO, ELLIOT	50.00	IRWD Wells Fargo Check No Print	Reconciled
442471	25-Apr-24	PLUMBERS DEPOT INC.	377.13	IRWD Wells Fargo Check No Print	Negotiable
442472	25-Apr-24	POLLARDWATER.COM	234.57	IRWD Wells Fargo Check No Print	Reconciled
442473	25-Apr-24	PRONTO GYM SERVICES, INC.	180.00	IRWD Wells Fargo Check No Print	Negotiable
442474	25-Apr-24	PRUDENTIAL OVERALL SUPPLY	298.60	IRWD Wells Fargo Check No Print	Reconciled
442475	25-Apr-24	PSOMAS	17,356.94	IRWD Wells Fargo Check No Print	Negotiable
442476	25-Apr-24	QUADIENT FINANCE USA, INC.	1,215.98	IRWD Wells Fargo Check No Print	Negotiable
442477	25-Apr-24	QUINN COMPANY	223.88	IRWD Wells Fargo Check No Print	Reconciled
442478	25-Apr-24	R.F. MACDONALD CO.	4,810.99	IRWD Wells Fargo Check No Print	Reconciled
442479	25-Apr-24	REFRIGERATION SUPPLIES DISTRIBUTOR	2,731.44	IRWD Wells Fargo Check No Print	Reconciled
442480	25-Apr-24	RENTOKIL NORTH AMERICA, INC	6,525.55	IRWD Wells Fargo Check No Print	Negotiable
442481	25-Apr-24	RICHARD C. SLADE & ASSOCIATES LLC	1,752.75	IRWD Wells Fargo Check No Print	Negotiable
442482	25-Apr-24	ROBERT HALF INC.	11,163.50	IRWD Wells Fargo Check No Print	Reconciled
442483	25-Apr-24	RODNEY HARMSWORTH ASSOCIATES, INC.	6,560.25	IRWD Wells Fargo Check No Print	Reconciled
442484	25-Apr-24	SAN CARLO APARTMENTS	46.05	IRWD Wells Fargo Check No Print	Negotiable
442485	25-Apr-24	SAN PAULO APTS	761.62	IRWD Wells Fargo Check No Print	Negotiable
442486	25-Apr-24	SANTA CLARA APTS	2,728.53	IRWD Wells Fargo Check No Print	Negotiable
442487	25-Apr-24	SANTA MARGARITA FORD	1,575.87	IRWD Wells Fargo Check No Print	Reconciled
442488	25-Apr-24	SANTA MARIA APTS	10,332.27	IRWD Wells Fargo Check No Print	Negotiable
442489	25-Apr-24	SANTA ROSA APARTMENTS	4,778.68	IRWD Wells Fargo Check No Print	Negotiable
442490	25-Apr-24	SCIENCE FIRST LLC	4,109.75	IRWD Wells Fargo Check No Print	Negotiable
442491	25-Apr-24	SCOTT EQUIPMENT INCORPORATED	2,438.35	IRWD Wells Fargo Check No Print	Reconciled
442492	25-Apr-24	SECURITAS SECURITY SERVICES USA, INC.	81,214.28	IRWD Wells Fargo Check No Print	Reconciled
442493	25-Apr-24	SEEQ CORPORATION	9,000.00	IRWD Wells Fargo Check No Print	Negotiable
442494	25-Apr-24	SIGMA-ALDRICH, INC.	95.08	IRWD Wells Fargo Check No Print	Negotiable
442495	25-Apr-24	SITONE LANDSCAPE SUPPLY, LLC	114.13	IRWD Wells Fargo Check No Print	Negotiable
442496	25-Apr-24	SKORUZ TECHNOLOGIES	22,400.00	IRWD Wells Fargo Check No Print	Negotiable
442497	25-Apr-24	SOUTH COAST AIR QUALITY MANAGEMENT DISTRICT	665.26	IRWD Wells Fargo Check No Print	Negotiable
442498	25-Apr-24	SOUTH COAST WATER CO.	100.00	IRWD Wells Fargo Check No Print	Negotiable
442499	25-Apr-24	SOUTHERN CALIFORNIA EDISON COMPANY	250,494.27	IRWD Wells Fargo Check No Print	Negotiable
442500	25-Apr-24	SOUTHERN CALIFORNIA EDISON COMPANY	803.79	IRWD Wells Fargo Check No Print	Negotiable
442501	25-Apr-24	SOUTHERN CALIFORNIA SECURITY CENTERS, INC.	19.40	IRWD Wells Fargo Check No Print	Negotiable
442502	25-Apr-24	SPARKLETTES	95.30	IRWD Wells Fargo Check No Print	Reconciled
442503	25-Apr-24	STRADLING YOCCA CARLSON & RAUTH	45,000.00	IRWD Wells Fargo Check No Print	Reconciled
442504	25-Apr-24	SU, TONY	53.83	IRWD Wells Fargo Check No Print	Negotiable
442505	25-Apr-24	SUZANNA CHOI	7,000.00	IRWD Wells Fargo Check No Print	Negotiable
442506	25-Apr-24	SYNAGRO-WWT, INC.	65,110.58	IRWD Wells Fargo Check No Print	Reconciled
442507	25-Apr-24	TAIT ENVIRONMENTAL SERVICES, INC.	420.00	IRWD Wells Fargo Check No Print	Reconciled
442508	25-Apr-24	THE IRVINE COMPANY	2,535.48	IRWD Wells Fargo Check No Print	Reconciled
442509	25-Apr-24	TRI COUNTY PUMP COMPANY	7,845.00	IRWD Wells Fargo Check No Print	Reconciled
442510	25-Apr-24	TROPICAL PLAZA NURSERY INC	6,318.18	IRWD Wells Fargo Check No Print	Reconciled
442511	25-Apr-24	TRUMARK HOMES	283.13	IRWD Wells Fargo Check No Print	Reconciled
442512	25-Apr-24	UNITED PARCEL SERVICE INC	96.25	IRWD Wells Fargo Check No Print	Reconciled
442513	25-Apr-24	UNITED SITE SERVICES OF CALIFORNIA INC	1,078.29	IRWD Wells Fargo Check No Print	Reconciled
442514	25-Apr-24	UNITED WATER WORKS, INC.	3,930.72	IRWD Wells Fargo Check No Print	Negotiable
442515	25-Apr-24	US BANK NAT'L ASSOC N.DAKOTA	7,831.96	IRWD Wells Fargo Check No Print	Negotiable
442516	25-Apr-24	V&A CONSULTING ENGINEERS	17,748.96	IRWD Wells Fargo Check No Print	Reconciled
442517	25-Apr-24	VEOLIA NORTH AMERICA, INC.	200.17	IRWD Wells Fargo Check No Print	Negotiable
442518	25-Apr-24	VEOLIA WATER TECHNOLOGIES TREATMENT SOLUTIONS USA INC.	21,866.99	IRWD Wells Fargo Check No Print	Negotiable
442519	25-Apr-24	VULCAN MATERIALS COMPANY	2,127.57	IRWD Wells Fargo Check No Print	Reconciled
442520	25-Apr-24	WARMINGTON HOMES	22.28	IRWD Wells Fargo Check No Print	Negotiable
442521	25-Apr-24	WASTE MANAGEMENT COLLECTIONS AND RECYCLING, INC.	688.16	IRWD Wells Fargo Check No Print	Reconciled
442522	25-Apr-24	WATERLINE TECHNOLOGIES INC	12,780.30	IRWD Wells Fargo Check No Print	Reconciled
442523	25-Apr-24	WAXIE'S ENTERPRISES, INC	1,644.18	IRWD Wells Fargo Check No Print	Reconciled
442524	25-Apr-24	WEST COAST SAND & GRAVEL INC.	1,505.01	IRWD Wells Fargo Check No Print	Negotiable
442525	25-Apr-24	WESTERN RENTALS	1,473.00	IRWD Wells Fargo Check No Print	Reconciled
442526	25-Apr-24	YUNMI MARTIN	7,750.00	IRWD Wells Fargo Check No Print	Negotiable
442527	25-Apr-24	AIR RESOURCES BOARD	7,119.00	IRWD Wells Fargo Check	Reconciled
442528	25-Apr-24	CALIFORNIA DEPT OF JUSTICE	25.00	IRWD Wells Fargo Check	Negotiable

**IRVINE RANCH WATER DISTRICT
AP DISBURSEMENTS AND VOIDS FOR APRIL 2024**

CHECK OR ELECTRONIC #	PAYMENT DATE	SUPPLIERS	PAYMENT AMOUNT	PAYMENT METHOD	STATUS
442529	25-Apr-24	CALIFORNIA DEPT OF JUSTICE	25.00	IRWD Wells Fargo Check	Negotiable
442530	25-Apr-24	CALIFORNIA DEPT OF JUSTICE	400.00	IRWD Wells Fargo Check	Negotiable
442531	25-Apr-24	FRANCHISE TAX BOARD	92.00	IRWD Wells Fargo Check	Negotiable
442532	25-Apr-24	HARTFORD LIFE AND ACCIDENT INSURANCE COMPANY	29.46	IRWD Wells Fargo Check	Reconciled
442533	25-Apr-24	INTERNATIONAL BROTHERHOOD OF ELECTRICAL WORKERS LOCAL 47	8,223.77	IRWD Wells Fargo Check	Reconciled
442534	25-Apr-24	KINGS COUNTY TAX COLLECTOR	202.18	IRWD Wells Fargo Check	Reconciled
442535	25-Apr-24	PERS LONG TERM CARE	589.27	IRWD Wells Fargo Check	Reconciled
442536	25-Apr-24	STATE OF ARKANSAS	1,013.26	IRWD Wells Fargo Check	Negotiable
442537	25-Apr-24	STATE OF CALIFORNIA, DEPARTMENT OF WATER RESOURCES	265,166.00	IRWD Wells Fargo Check	Negotiable
442538	29-Apr-24	CALIFORNIA DEPARTMENT OF TAX AND FEE ADMINISTRATION	1,471.54	IRWD Wells Fargo Check	Negotiable
SUB-TOTAL IRWD WELLS FARGO CHECK AND IRWD WELLS FARGO CHECK NO PRINT DISBURSEMENTS			7,938,734.19		
1003073	4-Apr-24	Anderson, Winston James	43.41	IRWD Wells Fargo ACH for Expense Reports	Reconciled
1003074	4-Apr-24	Cano, Marco T (Marco)	100.00	IRWD Wells Fargo ACH for Expense Reports	Reconciled
1003075	4-Apr-24	Cervantes, Angel	26.80	IRWD Wells Fargo ACH for Expense Reports	Reconciled
1003076	4-Apr-24	Chauv, Denise	8.47	IRWD Wells Fargo ACH for Expense Reports	Reconciled
1003077	4-Apr-24	Chaves, Romuel-Dave E (RD)	6.50	IRWD Wells Fargo ACH for Expense Reports	Reconciled
1003078	4-Apr-24	Clinton, Bryan R (Bryan)	180.00	IRWD Wells Fargo ACH for Expense Reports	Reconciled
1003079	4-Apr-24	Coleman, Nicholas (Nick)	27.47	IRWD Wells Fargo ACH for Expense Reports	Reconciled
1003080	4-Apr-24	Contreras, Joaquin	54.27	IRWD Wells Fargo ACH for Expense Reports	Reconciled
1003081	4-Apr-24	Contreras, Max Albert	17.29	IRWD Wells Fargo ACH for Expense Reports	Reconciled
1003082	4-Apr-24	Cronin, Gregory	307.72	IRWD Wells Fargo ACH for Expense Reports	Reconciled
1003083	4-Apr-24	Frost, Garrick A (Garrick)	37.78	IRWD Wells Fargo ACH for Expense Reports	Reconciled
1003084	4-Apr-24	Giatpaiboon, Scott	6.70	IRWD Wells Fargo ACH for Expense Reports	Reconciled
1003085	4-Apr-24	Hall, William P (William)	80.00	IRWD Wells Fargo ACH for Expense Reports	Reconciled
1003086	4-Apr-24	Hatch, Lauren	496.35	IRWD Wells Fargo ACH for Expense Reports	Reconciled
1003087	4-Apr-24	Jara, Daniel	63.75	IRWD Wells Fargo ACH for Expense Reports	Reconciled
1003088	4-Apr-24	Madding, Joshua	95.27	IRWD Wells Fargo ACH for Expense Reports	Reconciled
1003089	4-Apr-24	McBride, Tiffany Rose (Tiffany)	2,085.95	IRWD Wells Fargo ACH for Expense Reports	Reconciled
1003090	4-Apr-24	Muncy, Jessie A	146.06	IRWD Wells Fargo ACH for Expense Reports	Reconciled
1003091	4-Apr-24	Nguyen, Jeanny	15.14	IRWD Wells Fargo ACH for Expense Reports	Reconciled
1003092	4-Apr-24	Orozco, Gustavo A (Gus)	20.00	IRWD Wells Fargo ACH for Expense Reports	Reconciled
1003093	4-Apr-24	Pardee, Debra S	146.88	IRWD Wells Fargo ACH for Expense Reports	Reconciled
1003094	4-Apr-24	Ramirez, Miguel	19.81	IRWD Wells Fargo ACH for Expense Reports	Reconciled
1003095	4-Apr-24	Reed, Megan A	25.86	IRWD Wells Fargo ACH for Expense Reports	Reconciled
1003096	4-Apr-24	Smith, Brianna	18.22	IRWD Wells Fargo ACH for Expense Reports	Reconciled
1003131	11-Apr-24	Bosley, Kelleen M	29.48	IRWD Wells Fargo ACH for Expense Reports	Reconciled
1003132	11-Apr-24	Cortez, Brian	170.85	IRWD Wells Fargo ACH for Expense Reports	Reconciled
1003133	11-Apr-24	Haug, Jack Philip Ryan	43.42	IRWD Wells Fargo ACH for Expense Reports	Reconciled
1003134	11-Apr-24	Joseph, Brandon	32.16	IRWD Wells Fargo ACH for Expense Reports	Reconciled
1003135	11-Apr-24	Kanoff, Debbie G (Debbie)	267.75	IRWD Wells Fargo ACH for Expense Reports	Reconciled
1003136	11-Apr-24	Loukeh, Jacob	53.00	IRWD Wells Fargo ACH for Expense Reports	Reconciled
1003137	11-Apr-24	Madrid, Adam	186.54	IRWD Wells Fargo ACH for Expense Reports	Reconciled
1003138	11-Apr-24	Martinez, Jose A IV (Jose)	34.00	IRWD Wells Fargo ACH for Expense Reports	Reconciled
1003139	11-Apr-24	Matuska, Ryan Scott	2,123.31	IRWD Wells Fargo ACH for Expense Reports	Reconciled
1003140	11-Apr-24	McBride, Damien J	250.00	IRWD Wells Fargo ACH for Expense Reports	Reconciled
1003141	11-Apr-24	Nguyen, Jeanny	15.14	IRWD Wells Fargo ACH for Expense Reports	Reconciled
1003142	11-Apr-24	Perez, Rodolfo (Rudy)	103.00	IRWD Wells Fargo ACH for Expense Reports	Reconciled
1003143	11-Apr-24	Ramirez, Eric	46.36	IRWD Wells Fargo ACH for Expense Reports	Reconciled
1003144	11-Apr-24	Reed, Megan A	25.86	IRWD Wells Fargo ACH for Expense Reports	Reconciled
1003145	11-Apr-24	Rios, Elias L	33.50	IRWD Wells Fargo ACH for Expense Reports	Reconciled
1003146	11-Apr-24	Robinson, Mitchell S	167.96	IRWD Wells Fargo ACH for Expense Reports	Reconciled
1003147	11-Apr-24	Sciabica, Joseph	134.68	IRWD Wells Fargo ACH for Expense Reports	Reconciled
1003148	11-Apr-24	Shapiro, Matthew	58.29	IRWD Wells Fargo ACH for Expense Reports	Reconciled
1003149	11-Apr-24	Villalta, Jonathan	79.06	IRWD Wells Fargo ACH for Expense Reports	Reconciled
1003150	11-Apr-24	Yanes, Harry	140.70	IRWD Wells Fargo ACH for Expense Reports	Reconciled
1003187	18-Apr-24	Anderson, Winston James	14.47	IRWD Wells Fargo ACH for Expense Reports	Reconciled
1003188	18-Apr-24	Contreras, Joaquin	45.24	IRWD Wells Fargo ACH for Expense Reports	Reconciled
1003189	18-Apr-24	Escobar, Omar (Omar)	28.14	IRWD Wells Fargo ACH for Expense Reports	Reconciled
1003190	18-Apr-24	Haug, Jack Philip Ryan	21.71	IRWD Wells Fargo ACH for Expense Reports	Reconciled
1003191	18-Apr-24	Karpan, Casey L (Casey)	260.00	IRWD Wells Fargo ACH for Expense Reports	Reconciled
1003192	18-Apr-24	Koenig, Timothy (Tim)	16.75	IRWD Wells Fargo ACH for Expense Reports	Reconciled
1003193	18-Apr-24	Kulick, Michael	158.38	IRWD Wells Fargo ACH for Expense Reports	Reconciled
1003194	18-Apr-24	Leonard, Joshua (Josh)	327.36	IRWD Wells Fargo ACH for Expense Reports	Reconciled
1003195	18-Apr-24	Lu, Michael	17.42	IRWD Wells Fargo ACH for Expense Reports	Reconciled
1003196	18-Apr-24	Madding, Joshua	95.27	IRWD Wells Fargo ACH for Expense Reports	Reconciled
1003197	18-Apr-24	Mendoza, Oliver	120.00	IRWD Wells Fargo ACH for Expense Reports	Reconciled
1003198	18-Apr-24	Monday, Jason	82.95	IRWD Wells Fargo ACH for Expense Reports	Reconciled
1003199	18-Apr-24	Nguyen, Jeanny	15.14	IRWD Wells Fargo ACH for Expense Reports	Reconciled
1003200	18-Apr-24	Olivolo, Eric J (Eric)	34.30	IRWD Wells Fargo ACH for Expense Reports	Reconciled
1003201	18-Apr-24	Rilloraza, Rhoda F	10.28	IRWD Wells Fargo ACH for Expense Reports	Reconciled
1003202	18-Apr-24	Rios, Elias L	33.50	IRWD Wells Fargo ACH for Expense Reports	Reconciled
1003203	18-Apr-24	Rutherford, Allan	103.00	IRWD Wells Fargo ACH for Expense Reports	Reconciled
1003204	18-Apr-24	Shapiro, Matthew	58.29	IRWD Wells Fargo ACH for Expense Reports	Reconciled
1003205	18-Apr-24	Spencer, Jeremy J	23.45	IRWD Wells Fargo ACH for Expense Reports	Reconciled

**IRVINE RANCH WATER DISTRICT
AP DISBURSEMENTS AND VOIDS FOR APRIL 2024**

CHECK OR ELECTRONIC #	PAYMENT DATE	SUPPLIERS	PAYMENT AMOUNT	PAYMENT METHOD	STATUS
1003206	18-Apr-24	Valencia, Reynaldo (Rey)	29.41	IRWD Wells Fargo ACH for Expense Reports	Reconciled
1003207	18-Apr-24	Villella, Aaren	56.82	IRWD Wells Fargo ACH for Expense Reports	Reconciled
1003220	25-Apr-24	Almazan, Robert (Chris)	54.27	IRWD Wells Fargo ACH for Expense Reports	Reconciled
1003221	25-Apr-24	Bornhoff, Mike (Mike)	334.00	IRWD Wells Fargo ACH for Expense Reports	Reconciled
1003222	25-Apr-24	Bosley, Kelleen M	76.71	IRWD Wells Fargo ACH for Expense Reports	Reconciled
1003223	25-Apr-24	Calderon, Alfonso	25.92	IRWD Wells Fargo ACH for Expense Reports	Reconciled
1003224	25-Apr-24	Cariker, Cody J (Cody)	14.07	IRWD Wells Fargo ACH for Expense Reports	Reconciled
1003225	25-Apr-24	Coleman, Nicholas (Nick)	27.47	IRWD Wells Fargo ACH for Expense Reports	Reconciled
1003226	25-Apr-24	Cortez, Malcolm A (Malcolm)	69.01	IRWD Wells Fargo ACH for Expense Reports	Reconciled
1003227	25-Apr-24	De Castro, Earl	32.03	IRWD Wells Fargo ACH for Expense Reports	Reconciled
1003228	25-Apr-24	Engstrom, Scott	80.40	IRWD Wells Fargo ACH for Expense Reports	Reconciled
1003229	25-Apr-24	Garcia, Dorys Elizabeth	46.90	IRWD Wells Fargo ACH for Expense Reports	Reconciled
1003230	25-Apr-24	Giatpaiboon, Scott	28.14	IRWD Wells Fargo ACH for Expense Reports	Reconciled
1003231	25-Apr-24	Greer, Matthew	51.06	IRWD Wells Fargo ACH for Expense Reports	Reconciled
1003232	25-Apr-24	Haug, Jack Philip Ryan	43.42	IRWD Wells Fargo ACH for Expense Reports	Reconciled
1003233	25-Apr-24	Henton-Hall, Andrea T	29.60	IRWD Wells Fargo ACH for Expense Reports	Reconciled
1003234	25-Apr-24	Jordan, Dawn M (Dawn)	141.78	IRWD Wells Fargo ACH for Expense Reports	Reconciled
1003235	25-Apr-24	Leonard, Joshua (Josh)	280.59	IRWD Wells Fargo ACH for Expense Reports	Reconciled
1003236	25-Apr-24	Ludwig, Jason	64.32	IRWD Wells Fargo ACH for Expense Reports	Reconciled
1003237	25-Apr-24	Nguyen, Jeanny	30.28	IRWD Wells Fargo ACH for Expense Reports	Reconciled
1003238	25-Apr-24	Pham, Amie	25.00	IRWD Wells Fargo ACH for Expense Reports	Reconciled
1003239	25-Apr-24	Ramirez, Eric	46.36	IRWD Wells Fargo ACH for Expense Reports	Reconciled
1003240	25-Apr-24	Rios, Elias L	33.50	IRWD Wells Fargo ACH for Expense Reports	Reconciled
1003241	25-Apr-24	Santos, Lina	17.96	IRWD Wells Fargo ACH for Expense Reports	Reconciled
1003242	25-Apr-24	Schreck, Jeffrey A (Jeffrey)	33.24	IRWD Wells Fargo ACH for Expense Reports	Reconciled
1003243	25-Apr-24	Shapiro, Matthew	333.72	IRWD Wells Fargo ACH for Expense Reports	Reconciled
1003244	25-Apr-24	Smith, Brianna	18.22	IRWD Wells Fargo ACH for Expense Reports	Reconciled
1003245	25-Apr-24	Steere, Kim	152.07	IRWD Wells Fargo ACH for Expense Reports	Reconciled
1003246	25-Apr-24	Valencia, Reynaldo (Rey)	29.41	IRWD Wells Fargo ACH for Expense Reports	Reconciled
1003247	25-Apr-24	Villella, Aaren	56.82	IRWD Wells Fargo ACH for Expense Reports	Reconciled
1003248	25-Apr-24	Vu, Johnny T (Johnny)	19.43	IRWD Wells Fargo ACH for Expense Reports	Reconciled
1003249	25-Apr-24	Zamora, Victor A	211.54	IRWD Wells Fargo ACH for Expense Reports	Reconciled
SUB-TOTAL IRWD WELLS FARGO ACH FOR EXPENSE REPORTS			11,983.88		

1003097	4-Apr-24	ACE INDUSTRIES, INC.	10,717.35	IRWD Wells Fargo ACH	Reconciled
1003098	4-Apr-24	AECOM TECHNICAL SERVICES, INC.	90,896.25	IRWD Wells Fargo ACH	Reconciled
1003099	4-Apr-24	ALEXANDER'S CONTRACT SERVICES, INC.	134,856.87	IRWD Wells Fargo ACH	Reconciled
1003100	4-Apr-24	ALSTON & BIRD LLP	34,015.31	IRWD Wells Fargo ACH	Reconciled
1003101	4-Apr-24	CDW GOVERNMENT LLC	3,033.88	IRWD Wells Fargo ACH	Reconciled
1003102	4-Apr-24	CENTURY PAVING, INC.	40,619.00	IRWD Wells Fargo ACH	Reconciled
1003103	4-Apr-24	COTTONS POINT DESIGN, INC.	1,301.08	IRWD Wells Fargo ACH	Reconciled
1003104	4-Apr-24	E.J. MEYER COMPANY	208,845.29	IRWD Wells Fargo ACH	Reconciled
1003105	4-Apr-24	EHS INTERNATIONAL, INC	1,650.00	IRWD Wells Fargo ACH	Reconciled
1003106	4-Apr-24	EUROFINS ENVIRONMENT TESTING AMERICA HOLDINGS, INC.	2,063.25	IRWD Wells Fargo ACH	Reconciled
1003107	4-Apr-24	GANAHL LUMBER CO.	22,115.31	IRWD Wells Fargo ACH	Reconciled
1003108	4-Apr-24	HANSON BRIDGETT LLP	181,291.52	IRWD Wells Fargo ACH	Reconciled
1003109	4-Apr-24	HILL BROTHERS CHEMICAL COMPANY	14,033.99	IRWD Wells Fargo ACH	Reconciled
1003110	4-Apr-24	KUTAK ROCK LLP	11,126.06	IRWD Wells Fargo ACH	Reconciled
1003111	4-Apr-24	LAGUNA BEACH COUNTY WATER DISTRICT	6,691.39	IRWD Wells Fargo ACH	Reconciled
1003112	4-Apr-24	LIEBERT CASSIDY WHITMORE	243.00	IRWD Wells Fargo ACH	Reconciled
1003113	4-Apr-24	MBF CONSULTING, INC.	22,671.00	IRWD Wells Fargo ACH	Reconciled
1003114	4-Apr-24	MUNICIPAL WATER DISTRICT OF ORANGE COUNTY	2,188.68	IRWD Wells Fargo ACH	Reconciled
1003115	4-Apr-24	NATURALWELL, LLC	1,017.50	IRWD Wells Fargo ACH	Reconciled
1003116	4-Apr-24	O.C. SUPERIOR CUSTOM CLEANING	832.00	IRWD Wells Fargo ACH	Reconciled
1003117	4-Apr-24	OLIN CORPORATION	123,965.74	IRWD Wells Fargo ACH	Reconciled
1003118	4-Apr-24	ORANGE COUNTY SANITATION DISTRICT	1,720.00	IRWD Wells Fargo ACH	Reconciled
1003119	4-Apr-24	PACIFIC PARTS & CONTROLS INC	50.44	IRWD Wells Fargo ACH	Reconciled
1003120	4-Apr-24	PAPER DEPOT DOCUMENT DESTRUCTION LLC	420.00	IRWD Wells Fargo ACH	Reconciled
1003121	4-Apr-24	PAULUS ENGINEERING, INC.	194,627.38	IRWD Wells Fargo ACH	Reconciled
1003122	4-Apr-24	PILLSBURY WINTHROP SHAW PITTMAN LLP	7,525.00	IRWD Wells Fargo ACH	Reconciled
1003123	4-Apr-24	RLG ENTERPRISES, INC	663.20	IRWD Wells Fargo ACH	Reconciled
1003124	4-Apr-24	SPATIAL WAVE, INC.	1,360.00	IRWD Wells Fargo ACH	Reconciled
1003125	4-Apr-24	SUKLE ADVERTISING INC.	39,879.00	IRWD Wells Fargo ACH	Reconciled
1003126	4-Apr-24	TETRA TECH, INC	607.50	IRWD Wells Fargo ACH	Reconciled
1003127	4-Apr-24	VSS SALES INC	10,370.32	IRWD Wells Fargo ACH	Reconciled
1003128	4-Apr-24	WATER TREATMENT CHEMICALS INC	19,773.00	IRWD Wells Fargo ACH	Reconciled
1003129	4-Apr-24	WATERSMART SOFTWARE INC	16,402.87	IRWD Wells Fargo ACH	Reconciled
1003130	5-Apr-24	JCI JONES CHEMICALS INC	6,798.24	IRWD Wells Fargo ACH	Reconciled
1003151	11-Apr-24	ADAM'S FALCONRY SERVICE, LLC	5,400.00	IRWD Wells Fargo ACH	Reconciled
1003152	11-Apr-24	AMAZON CAPITAL SERVICES, INC.	2,972.87	IRWD Wells Fargo ACH	Reconciled
1003153	11-Apr-24	BIGWIG MONSTER, LLC	12,000.00	IRWD Wells Fargo ACH	Reconciled
1003154	11-Apr-24	CALIFORNIA BARRICADE RENTAL, INC.	39,771.00	IRWD Wells Fargo ACH	Reconciled
1003155	11-Apr-24	CDW GOVERNMENT LLC	865.13	IRWD Wells Fargo ACH	Reconciled
1003156	11-Apr-24	CIMARRON ENERGY, INC	1,500.00	IRWD Wells Fargo ACH	Reconciled
1003157	11-Apr-24	CONSERV CONSTRUCTION INC.	5,087.50	IRWD Wells Fargo ACH	Reconciled

**IRVINE RANCH WATER DISTRICT
AP DISBURSEMENTS AND VOIDS FOR APRIL 2024**

CHECK OR ELECTRONIC #	PAYMENT DATE	SUPPLIERS	PAYMENT AMOUNT	PAYMENT METHOD	STATUS
1003158	11-Apr-24	DEMARIA ELECTRIC MOTOR SERVICES, INC.	8,621.67	IRWD Wells Fargo ACH	Reconciled
1003159	11-Apr-24	DRAKE TRAFFIC CONTROL SERVICES INC	1,250.00	IRWD Wells Fargo ACH	Reconciled
1003160	11-Apr-24	ENVIRONMENTAL ENGINEERING AND CONTRACTING, INC.	13,280.00	IRWD Wells Fargo ACH	Reconciled
1003161	11-Apr-24	FOUGHT, CYNTHIA J.	2,593.70	IRWD Wells Fargo ACH	Reconciled
1003162	11-Apr-24	FUEL EQUIPMENT SERVICES, INC	1,543.99	IRWD Wells Fargo ACH	Reconciled
1003163	11-Apr-24	GANAHL LUMBER CO.	4,212.72	IRWD Wells Fargo ACH	Reconciled
1003164	11-Apr-24	HELPMATES STAFFING SERVICES LLC	1,420.00	IRWD Wells Fargo ACH	Reconciled
1003165	11-Apr-24	HILL BROTHERS CHEMICAL COMPANY	18,124.23	IRWD Wells Fargo ACH	Reconciled
1003166	11-Apr-24	JCI JONES CHEMICALS INC	4,810.27	IRWD Wells Fargo ACH	Reconciled
1003167	11-Apr-24	JIG CONSULTANTS	23,189.78	IRWD Wells Fargo ACH	Reconciled
1003168	11-Apr-24	KRONICK MOSKOVITZ TIEDEMANN & GIRARD	4,200.00	IRWD Wells Fargo ACH	Reconciled
1003169	11-Apr-24	LANDCARE HOLDINGS, INC.	107,464.40	IRWD Wells Fargo ACH	Reconciled
1003170	11-Apr-24	MARK KADESH	10,821.00	IRWD Wells Fargo ACH	Reconciled
1003171	11-Apr-24	MCR TECHNOLOGIES INC	3,076.04	IRWD Wells Fargo ACH	Reconciled
1003172	11-Apr-24	MERRIMAC PETROLEUM, INC.	27,803.26	IRWD Wells Fargo ACH	Reconciled
1003173	11-Apr-24	O.C. SUPERIOR CUSTOM CLEANING	3,900.00	IRWD Wells Fargo ACH	Reconciled
1003174	11-Apr-24	OLIN CORPORATION	45,381.21	IRWD Wells Fargo ACH	Reconciled
1003175	11-Apr-24	ORANGE COUNTY AUTO PARTS CO	1,274.92	IRWD Wells Fargo ACH	Reconciled
1003176	11-Apr-24	ORANGE COUNTY SANITATION DISTRICT	157,328.40	IRWD Wells Fargo ACH	Reconciled
1003177	11-Apr-24	PACIFIC PARTS & CONTROLS INC	872.01	IRWD Wells Fargo ACH	Reconciled
1003178	11-Apr-24	PAPER DEPOT DOCUMENT DESTRUCTION LLC	375.00	IRWD Wells Fargo ACH	Reconciled
1003179	11-Apr-24	PYRO-COMM SYSTEMS INC	715.00	IRWD Wells Fargo ACH	Reconciled
1003180	11-Apr-24	QUINTANA, WATTS & HARTMANN LLC.	11,600.00	IRWD Wells Fargo ACH	Reconciled
1003181	11-Apr-24	RAM AIR ENGINEERING INC	11,583.09	IRWD Wells Fargo ACH	Reconciled
1003182	11-Apr-24	RINCON TRUCK CENTER INC.	2,292.81	IRWD Wells Fargo ACH	Reconciled
1003183	11-Apr-24	SPATIAL WAVE, INC.	6,930.00	IRWD Wells Fargo ACH	Reconciled
1003184	11-Apr-24	TETRA TECH, INC	12,030.10	IRWD Wells Fargo ACH	Reconciled
1003185	11-Apr-24	WESTAMERICA COMMUNICATIONS, INC.	640.00	IRWD Wells Fargo ACH	Reconciled
1003186	11-Apr-24	WOODARD & CURRAN INC	53,524.07	IRWD Wells Fargo ACH	Reconciled
1003208	18-Apr-24	AMAZON CAPITAL SERVICES, INC.	656.27	IRWD Wells Fargo ACH	Reconciled
1003209	18-Apr-24	CALIFORNIA BARRICADE RENTAL, INC.	10,490.50	IRWD Wells Fargo ACH	Reconciled
1003210	18-Apr-24	CITY OF IRVINE	8,428.77	IRWD Wells Fargo ACH	Reconciled
1003211	18-Apr-24	COOMBS SERVICE GROUP	93,200.00	IRWD Wells Fargo ACH	Reconciled
1003212	18-Apr-24	DRAKE TRAFFIC CONTROL SERVICES INC	1,100.00	IRWD Wells Fargo ACH	Reconciled
1003213	18-Apr-24	FISHER & PHILLIPS LLP	64,140.75	IRWD Wells Fargo ACH	Reconciled
1003214	18-Apr-24	JOHN MICHAEL COVAS	174.70	IRWD Wells Fargo ACH	Reconciled
1003215	18-Apr-24	ORANGE COUNTY AUTO PARTS CO	424.87	IRWD Wells Fargo ACH	Reconciled
1003216	18-Apr-24	ORANGE COUNTY SANITATION DISTRICT	1,341.64	IRWD Wells Fargo ACH	Reconciled
1003217	18-Apr-24	PACIFIC PARTS & CONTROLS INC	333.79	IRWD Wells Fargo ACH	Reconciled
1003218	18-Apr-24	REACH EMPLOYEE ASSISTANCE INC	1,061.20	IRWD Wells Fargo ACH	Reconciled
1003219	18-Apr-24	WEST COAST SAFETY SUPPLY INC	666.19	IRWD Wells Fargo ACH	Reconciled
1003250	25-Apr-24	ACE INDUSTRIES, INC.	2,112.19	IRWD Wells Fargo ACH	Reconciled
1003251	25-Apr-24	ALCOR SOLUTIONS, INC	41,664.00	IRWD Wells Fargo ACH	Reconciled
1003252	25-Apr-24	AMAZON CAPITAL SERVICES, INC.	4,217.94	IRWD Wells Fargo ACH	Reconciled
1003253	25-Apr-24	ARAG NORTH AMERICA, INC.	593.00	IRWD Wells Fargo ACH	Reconciled
1003254	25-Apr-24	BRENNTAG PACIFIC INC	53,957.07	IRWD Wells Fargo ACH	Reconciled
1003255	25-Apr-24	CALIFORNIA BARRICADE RENTAL, INC.	18,368.00	IRWD Wells Fargo ACH	Reconciled
1003256	25-Apr-24	CDW GOVERNMENT LLC	781.09	IRWD Wells Fargo ACH	Reconciled
1003257	25-Apr-24	CENTROID SYSTEMS, INC.	8,197.50	IRWD Wells Fargo ACH	Reconciled
1003258	25-Apr-24	DATA CLEAN CORPORATION	690.00	IRWD Wells Fargo ACH	Reconciled
1003259	25-Apr-24	DELTA DENTAL OF CALIFORNIA	42,926.63	IRWD Wells Fargo ACH	Reconciled
1003260	25-Apr-24	DIGITAL SCEPTER CORPORATION	36,246.75	IRWD Wells Fargo ACH	Reconciled
1003261	25-Apr-24	EUROFINS ENVIRONMENT TESTING AMERICA HOLDINGS, INC.	6,462.75	IRWD Wells Fargo ACH	Reconciled
1003262	25-Apr-24	FOUGHT, CYNTHIA J.	467.40	IRWD Wells Fargo ACH	Reconciled
1003263	25-Apr-24	GEOSYNTEC CONSULTANTS, INC.	9,911.25	IRWD Wells Fargo ACH	Reconciled
1003264	25-Apr-24	GM SAGER CONSTRUCTION CO.INC.	167,608.33	IRWD Wells Fargo ACH	Reconciled
1003265	25-Apr-24	HAAKER EQUIPMENT COMPANY	1,598.37	IRWD Wells Fargo ACH	Reconciled
1003266	25-Apr-24	HELPMATES STAFFING SERVICES LLC	5,325.00	IRWD Wells Fargo ACH	Reconciled
1003267	25-Apr-24	HILL BROTHERS CHEMICAL COMPANY	17,407.21	IRWD Wells Fargo ACH	Reconciled
1003268	25-Apr-24	JCI JONES CHEMICALS INC	4,867.95	IRWD Wells Fargo ACH	Reconciled
1003269	25-Apr-24	JIG CONSULTANTS	8,592.50	IRWD Wells Fargo ACH	Reconciled
1003270	25-Apr-24	LANDCARE HOLDINGS, INC.	125,200.48	IRWD Wells Fargo ACH	Reconciled
1003271	25-Apr-24	NATURALWELL, LLC	1,622.50	IRWD Wells Fargo ACH	Reconciled
1003272	25-Apr-24	OLIN CORPORATION	89,537.94	IRWD Wells Fargo ACH	Reconciled
1003273	25-Apr-24	ORACLE APPLICATIONS USERS GROUP	1,095.00	IRWD Wells Fargo ACH	Reconciled
1003274	25-Apr-24	ORANGE COUNTY AUTO PARTS CO	351.43	IRWD Wells Fargo ACH	Reconciled
1003275	25-Apr-24	ORANGE COUNTY SANITATION DISTRICT	173,536.53	IRWD Wells Fargo ACH	Reconciled
1003276	25-Apr-24	ORIGIN CONSULTING LLC	9,827.50	IRWD Wells Fargo ACH	Reconciled
1003277	25-Apr-24	PACIFIC PARTS & CONTROLS INC	1,950.87	IRWD Wells Fargo ACH	Reconciled
1003278	25-Apr-24	PYRO-COMM SYSTEMS INC	1,520.00	IRWD Wells Fargo ACH	Reconciled
1003279	25-Apr-24	RAM AIR ENGINEERING INC	35,882.34	IRWD Wells Fargo ACH	Reconciled
1003280	25-Apr-24	RELIANCE STANDARD LIFE INSURANCE COMPANY	25,403.03	IRWD Wells Fargo ACH	Reconciled
1003281	25-Apr-24	RINCON TRUCK CENTER INC.	12,716.41	IRWD Wells Fargo ACH	Reconciled
1003282	25-Apr-24	SMARTFISH CORP	6,048.82	IRWD Wells Fargo ACH	Reconciled
1003283	25-Apr-24	SUKLE ADVERTISING INC.	56,871.95	IRWD Wells Fargo ACH	Reconciled

**IRVINE RANCH WATER DISTRICT
AP DISBURSEMENTS AND VOIDS FOR APRIL 2024**

CHECK OR ELECTRONIC #	PAYMENT DATE	SUPPLIERS	PAYMENT AMOUNT	PAYMENT METHOD	STATUS
1003284	25-Apr-24	SUNSHINE SUPPLY COMPANY, INC.	2,997.61	IRWD Wells Fargo ACH	Reconciled
1003285	25-Apr-24	TETRA TECH, INC	20,927.50	IRWD Wells Fargo ACH	Reconciled
1003286	25-Apr-24	TOTAL RESOURCE MANAGEMENT, INC	10,925.00	IRWD Wells Fargo ACH	Reconciled
SUB-TOTAL IRWD WELLS FARGO ACH DISBURSEMENTS			3,013,254.11		
2000648	4-Apr-24	ABSOLUTE STANDARDS, INC.	90.00	IRWD Wells Fargo PC	Reconciled
2000649	4-Apr-24	ATLAS COPCO USA HOLDINGS, INC	24,240.69	IRWD Wells Fargo PC	Reconciled
2000650	4-Apr-24	CULLIGAN OF SANTA ANA	25,305.00	IRWD Wells Fargo PC	Reconciled
2000651	4-Apr-24	FERGUSON ENTERPRISES, LLC	4,032.36	IRWD Wells Fargo PC	Reconciled
2000652	4-Apr-24	HARRINGTON INDUSTRIAL PLASTICS LLC	2,102.60	IRWD Wells Fargo PC	Reconciled
2000653	4-Apr-24	PARKHOUSE TIRE INC	1,999.13	IRWD Wells Fargo PC	Reconciled
2000654	4-Apr-24	WECK LABORATORIES INC	176.00	IRWD Wells Fargo PC	Reconciled
2000655	11-Apr-24	ACCUSOURCE, INC.	317.61	IRWD Wells Fargo PC	Reconciled
2000656	11-Apr-24	CAPTIVE AUDIENCE MARKETING INC.	79.00	IRWD Wells Fargo PC	Reconciled
2000657	11-Apr-24	CULLIGAN OF SANTA ANA	25,305.00	IRWD Wells Fargo PC	Negotiable
2000658	11-Apr-24	FERGUSON ENTERPRISES, LLC	18,309.82	IRWD Wells Fargo PC	Reconciled
2000659	11-Apr-24	FLEET SOLUTIONS LLC	5,216.87	IRWD Wells Fargo PC	Reconciled
2000660	11-Apr-24	HARRINGTON INDUSTRIAL PLASTICS LLC	6,398.46	IRWD Wells Fargo PC	Reconciled
2000661	11-Apr-24	PARKHOUSE TIRE INC	494.03	IRWD Wells Fargo PC	Reconciled
2000662	11-Apr-24	PARKWAY LAWNMOWER SHOP	19.13	IRWD Wells Fargo PC	Reconciled
2000663	11-Apr-24	ROSSI AUTOMOTIVE EQUIPMENT INC	706.57	IRWD Wells Fargo PC	Reconciled
2000664	11-Apr-24	S & J SUPPLY CO INC	17,069.11	IRWD Wells Fargo PC	Reconciled
2000665	11-Apr-24	THOMPSON & PHIPPS INC	25,192.37	IRWD Wells Fargo PC	Reconciled
2000666	11-Apr-24	UNDERGROUND SERVICE ALERT OF SOUTHERN CALIFORNIA	7,061.06	IRWD Wells Fargo PC	Reconciled
2000667	18-Apr-24	FERGUSON ENTERPRISES, LLC	17,986.93	IRWD Wells Fargo PC	Reconciled
2000668	18-Apr-24	HARRINGTON INDUSTRIAL PLASTICS LLC	1,768.13	IRWD Wells Fargo PC	Reconciled
2000669	18-Apr-24	S & J SUPPLY CO INC	9,502.48	IRWD Wells Fargo PC	Reconciled
2000670	18-Apr-24	THOMPSON & PHIPPS INC	459.95	IRWD Wells Fargo PC	Reconciled
2000671	25-Apr-24	ABSOLUTE STANDARDS, INC.	190.00	IRWD Wells Fargo PC	Reconciled
2000672	25-Apr-24	HARRINGTON INDUSTRIAL PLASTICS LLC	1,995.00	IRWD Wells Fargo PC	Reconciled
2000673	25-Apr-24	INNOVATIVE MACHINE TOOL REPAIR LLC	1,890.66	IRWD Wells Fargo PC	Reconciled
2000674	25-Apr-24	NCL OF WISCONSIN INC	673.90	IRWD Wells Fargo PC	Reconciled
2000675	25-Apr-24	PARKHOUSE TIRE INC	1,516.21	IRWD Wells Fargo PC	Reconciled
2000676	25-Apr-24	PIPELOGIX INC	280.15	IRWD Wells Fargo PC	Reconciled
2000677	25-Apr-24	THERMO ELECTRON NORTH AMERICA LLC	670.21	IRWD Wells Fargo PC	Reconciled
2000678	25-Apr-24	THOMPSON & PHIPPS INC	2,033.73	IRWD Wells Fargo PC	Reconciled
2000679	25-Apr-24	WECK LABORATORIES INC	4,088.00	IRWD Wells Fargo PC	Reconciled
SUB-TOTAL IRWD WELLS FARGO PC			207,170.16		
100122	5-Apr-24	U.S. BANK NATIONAL ASSOCIATION	126,700.77	IRWD Wells Fargo Wire	Negotiable
100123	5-Apr-24	U.S. BANK NATIONAL ASSOCIATION	2,005,592.35	IRWD Wells Fargo Wire	Negotiable
100124	5-Apr-24	U.S. BANK NATIONAL ASSOCIATION	17,043.37	IRWD Wells Fargo Wire	Negotiable
100125	5-Apr-24	U.S. BANK NATIONAL ASSOCIATION	35,006.45	IRWD Wells Fargo Wire	Negotiable
100126	5-Apr-24	BANK OF AMERICA	127,069.71	IRWD Wells Fargo Wire	Negotiable
100127	5-Apr-24	BANK OF AMERICA	182,415.57	IRWD Wells Fargo Wire	Negotiable
100128	5-Apr-24	SUMITOMO MITSUI BANKING CORPORATION	32,263.18	IRWD Wells Fargo Wire	Negotiable
100129	5-Apr-24	BANK OF AMERICA	62,979.99	IRWD Wells Fargo Wire	Negotiable
100130	5-Apr-24	U.S. BANK NATIONAL ASSOCIATION	53,686.56	IRWD Wells Fargo Wire	Negotiable
100131	5-Apr-24	SUMITOMO MITSUI BANKING CORPORATION	84,148.35	IRWD Wells Fargo Wire	Negotiable
100132	9-Apr-24	PARIKH, RIDDHI	41.19	IRWD Wells Fargo Wire	Negotiable
100133	9-Apr-24	MINOUI, ALIREZA	15.71	IRWD Wells Fargo Wire	Negotiable
100134	30-Apr-24	WELLS FARGO BANK, N.A.	1,901.50	IRWD Wells Fargo Wire	Negotiable
100135	30-Apr-24	WELLS FARGO BANK, N.A.	5,473.44	IRWD Wells Fargo Wire	Negotiable
100136	30-Apr-24	BANK OF NEW YORK MELLON TRUST COMPANY NA	18,442.62	IRWD Wells Fargo Wire	Negotiable
100137	30-Apr-24	U.S. BANK NATIONAL ASSOCIATION	5,794,250.00	IRWD Wells Fargo Wire	Negotiable
SUB-TOTAL IRWD WELLS FARGO WIRE DISBURSEMENTS			8,547,030.76		
15872	1-Apr-24	CHARD SNYDER & ASSOCIATES, INC.	21,957.88	IRWD Wire	Negotiable
15873	1-Apr-24	CHARD SNYDER & ASSOCIATES, INC.	3,817.51	IRWD Wire	Negotiable
15874	2-Apr-24	YORK RISK SERVICES GROUP, INC.	3,823.16	IRWD Wire	Negotiable
15875	5-Apr-24	CALPERS	749,589.62	IRWD Wire	Negotiable
15876	5-Apr-24	CALPERS	4,620.74	IRWD Wire	Negotiable
15877	8-Apr-24	CHARD SNYDER & ASSOCIATES, INC.	3,261.64	IRWD Wire	Negotiable
15878	8-Apr-24	CHARD SNYDER & ASSOCIATES, INC.	8,398.19	IRWD Wire	Negotiable
15879	9-Apr-24	DAGDIGIAN, JACQUELINE	18.82	IRWD Wire	Negotiable
15880	9-Apr-24	INTERNAL REVENUE SERVICE	258,757.47	IRWD Wire	Negotiable
15881	9-Apr-24	FRANCHISE TAX BOARD	85,266.15	IRWD Wire	Negotiable
15882	9-Apr-24	EMPLOYMENT DEVELOPMENT DEPARTMENT	20,512.81	IRWD Wire	Negotiable
15883	9-Apr-24	CALIFORNIA DEPARTMENT OF CHILD SUPPORT SERVICES	3,267.60	IRWD Wire	Negotiable
15884	9-Apr-24	EMPOWER RETIREMENT, LLC	206,802.96	IRWD Wire	Negotiable
15885	9-Apr-24	YORK RISK SERVICES GROUP, INC.	3,576.45	IRWD Wire	Negotiable
15886	9-Apr-24	CALPERS	305,318.14	IRWD Wire	Negotiable
15887	9-Apr-24	CALPERS	1,201.58	IRWD Wire	Negotiable
15888	9-Apr-24	CALPERS	5,705.37	IRWD Wire	Negotiable
15889	30-Apr-24	CALPERS	304,364.20	IRWD Wire	Negotiable

**IRVINE RANCH WATER DISTRICT
AP DISBURSEMENTS AND VOIDS FOR APRIL 2024**

CHECK OR ELECTRONIC #	PAYMENT DATE	SUPPLIERS	PAYMENT AMOUNT	PAYMENT METHOD	STATUS
15890	30-Apr-24	INTERNAL REVENUE SERVICE	257,097.77	IRWD Wire	Negotiable
15891	30-Apr-24	FRANCHISE TAX BOARD	84,520.14	IRWD Wire	Negotiable
15892	30-Apr-24	EMPLOYMENT DEVELOPMENT DEPARTMENT	20,241.45	IRWD Wire	Negotiable
15893	30-Apr-24	EMPOWER RETIREMENT, LLC	215,396.10	IRWD Wire	Negotiable
15894	30-Apr-24	CALIFORNIA DEPARTMENT OF CHILD SUPPORT SERVICES	3,267.60	IRWD Wire	Negotiable
15895	30-Apr-24	CHARD SNYDER & ASSOCIATES, INC.	1,155.57	IRWD Wire	Negotiable
15896	30-Apr-24	CHARD SNYDER & ASSOCIATES, INC.	4,578.85	IRWD Wire	Negotiable
15897	30-Apr-24	CHARD SNYDER & ASSOCIATES, INC.	3,177.21	IRWD Wire	Negotiable
15898	30-Apr-24	CHARD SNYDER & ASSOCIATES, INC.	3,524.61	IRWD Wire	Negotiable
15899	30-Apr-24	YORK RISK SERVICES GROUP, INC.	26,890.70	IRWD Wire	Negotiable
15900	30-Apr-24	CHARD SNYDER & ASSOCIATES, INC.	4,658.93	IRWD Wire	Negotiable
15901	30-Apr-24	CHARD SNYDER & ASSOCIATES, INC.	7,418.40	IRWD Wire	Negotiable
15902	30-Apr-24	YORK RISK SERVICES GROUP, INC.	2,880.38	IRWD Wire	Negotiable
15903	30-Apr-24	YORK RISK SERVICES GROUP, INC.	9,409.47	IRWD Wire	Negotiable
SUB-TOTAL IRWD BOFA WIRE DISBURSEMENTS			2,634,477.47		
SUB-TOTAL BOFA AND WELLS FARGO CHECK AND ELECTRONIC DISBURSEMENTS			22,352,650.57		
442116	4-Apr-24	CALIFORNIA DEPT OF JUSTICE	450.00	IRWD Wells Fargo Check	Voided
442119	4-Apr-24	STATE OF CALIFORNIA	12.00	IRWD Wells Fargo Check	Voided
SUB-TOTAL BOFA AND WELLS FARGO CHECK AND ELECTRONIC ISSUED AND VOIDED IN APR 2024			462.00		
TOTAL			22,353,112.57		

Exhibit "E"

MONTHLY SUMMARY OF PAYROLL ACH PAYMENTS

**April
2024**

	AMOUNT	VENDOR	PURPOSE
4/5/2024	1,240,621.06	BANK OF AMERICA	ACH Payments for Payroll
4/19/2024	1,220,121.82	BANK OF AMERICA	ACH Payments for Payroll
	<u>\$2,460,742.88</u>		

Note: This page is intentionally left blank.

IRWD Gov Code 53065.5 Disclosure Report

Payment or Reimbursements for Individual charges of \$100 or more per transaction for services or product received.

01-APR-24 to 30-APR-24


NAME	CHECK NO.	CHECK DATE	AMOUNT	ITEM DESCRIPTION	EXPENSE JUSTIFICATION
Bornhoff, Mike	1003221	25-Apr-24	221.00	Membership	CWEA membership
Bornhoff, Mike	1003221	25-Apr-24	113.00	Certification	CWEA Mechanical Technologist Grade IV
Cano, Marco	1003074	4-Apr-24	100.00	OT Meal	Meal allowance for six people - March 29, 2024
Clinton, Bryan	1003078	4-Apr-24	105.00	Certification	SWRCB Water Distribution Grade V
Cronin, Gregory	1003082	4-Apr-24	100.00	Certification	SWRCB Water Distribution Grade III
Hatch, Lauren	1003086	4-Apr-24	230.34	Lodging	2024 WateReuse Conference, Denver, CO - March 11, 2024
Hatch, Lauren	1003086	4-Apr-24	230.34	Lodging	2024 WateReuse Conference, Denver, CO - March 12, 2024
Kanoff, Debbie	1003135	11-Apr-24	160.91	Other(Misc)	Toastmasters Meeting - March 6, 2024
Karpan, Casey	1003191	18-Apr-24	155.00	Certification	SWRCB Water Distribution Operator D5 - Exam Fee
Karpan, Casey	1003191	18-Apr-24	105.00	Certification	SWRCB Water Distribution Operator D5
Leonard, Joshua	1003194	18-Apr-24	140.30	Mileage	Bull Hill High Line - 69.8 miles - 3 roundtrips on April 5, 2024
Matuska, Ryan	1003139	11-Apr-24	434.00	Lodging	Oracle Conf., Austin, TX - March 24, 2024
Matuska, Ryan	1003139	11-Apr-24	434.00	Lodging	Oracle Conf., Austin, TX - March 25, 2024
Matuska, Ryan	1003139	11-Apr-24	434.00	Lodging	Oracle Conf., Austin, TX - March 26, 2024
Matuska, Ryan	1003139	11-Apr-24	434.00	Lodging	Oracle Conf., Austin, TX - March 27, 2024
Matuska, Ryan	1003139	11-Apr-24	100.00	Parking Fee	John Wayne Airport - Overnight parking - Oracle Conf., Austin, TX - March 24-27, 2024
McBride, Damien	1003140	11-Apr-24	250.00	Other(Misc)	Safety Shoe Allowance
McBride, Tiffany	1003089	4-Apr-24	434.00	Lodging	Oracle Conf., Austin, TX - March 24, 2024
McBride, Tiffany	1003089	4-Apr-24	434.00	Lodging	Oracle Conf., Austin, TX - March 25, 2024
McBride, Tiffany	1003089	4-Apr-24	434.00	Lodging	Oracle Conf., Austin, TX - March 26, 2024
McBride, Tiffany	1003089	4-Apr-24	434.00	Lodging	Oracle Conf., Austin, TX - March 27, 2024
McBride, Tiffany	1003089	4-Apr-24	104.67	Parking Fee	John Wayne Airport - Overnight parking - Oracle Conf., Austin, TX - March 24-27, 2024
Mendoza, Oliver	1003197	18-Apr-24	120.00	Other(Misc)	Quarterly Deferred Comp Meeting at Operations
Pardee, Debra	1003093	4-Apr-24	146.88	Other(Misc)	Toastmasters Meeting - March 20, 2024
Perez, Rodolfo	1003142	11-Apr-24	103.00	Certification	CWEA Laboratory Analyst Grade II
Robinson, Mitchell	1003146	11-Apr-24	167.96	Other(Misc)	Status update for LCRR Field verification work
Rutherford, Allan	1003203	18-Apr-24	103.00	Certification	CWEA Collections Systems Technician Grade II
Sciabica, Joseph	1003147	11-Apr-24	134.68	Other(Misc)	Safety Shoe Allowance
Shapiro, Matthew	1003243	25-Apr-24	119.87	OT Meal	Meal allowance for six people - April 20, 2024
Zamora, Victor	1003249	25-Apr-24	176.18	Other(Misc)	Costco refreshments for Shadetree volunteers
Total Amount:			\$6,659.13		

Note: This page is intentionally left blank.

May 28, 2024

Prepared by: B. Rios / E. Akiyoshi

Submitted by: K. Burton

Approved by: Paul A. Cook 

CONSENT CALENDAR

PLANNING AREA 39 LOS OLIVOS CAPITAL SANITARY SEWER IMPROVEMENTS

SUMMARY:

Irvine Community Development Company, LLC (ICDC) is proceeding with the development of Planning Area 39 (PA 39) Los Olivos, which includes the construction of streets, storm drains, domestic water, sanitary sewer, and recycled water improvements. As part of the development, ICDC will construct IRWD capital facilities under an existing Supplemental Reimbursement Agreement. Staff recommends that the Board:

- Authorize the General Manager to accept ICDC's construction contract with Shoffeitt Pipeline, Inc. in the amount of \$250,500 for the PA 39 Los Olivos Capital Sanitary Sewer Improvements project, and
- Authorize the addition of Planning Area 39 Los Olivos Capital Sanitary Sewer Improvements, Project No. 12965 in the amount of \$462,000 to the FY 2023-24 Capital Budget.

BACKGROUND:

ICDC is moving forward with the residential development of PA 39 Los Olivos. The site is generally located south of the I-405 Freeway, and west of Irvine Center Drive. The project location map is shown as Exhibit "A." As part of this development, ICDC will design and construct IRWD's capital sanitary sewer improvements. The required IRWD capital facilities are documented in the August 2011 Planning Area 39 Sub-Area Master Plan and all subsequent addendums and updates prepared by Stantec Consulting Services, Inc. and Dudek.

The design and construction of the IRWD capital facilities will be performed under the terms of the Master Reimbursement Agreement between IRWD and ICDC approved by the Board in May 1997 and as further refined in the Supplemental Reimbursement Agreement for PA 39 that was approved in August 2011.

Los Olivos Sanitary Sewer Improvements:

The PA 39 Los Olivos Capital Sanitary Sewer Improvements consists of replacing approximately 800 feet of existing 10-inch sanitary sewer pipeline with new 12-inch sanitary sewer pipeline, all within the existing streets of the development. The required upsizing was related to an increase in the number of dwelling units for the development in the latest phase as identified in the most recent Sub-Area Master Plan update for Los Olivos. ICDC retained Stantec Consulting Services, Inc., to prepare the plans and received bids from four contractors. The bids ranged from \$250,500 to \$647,900. Staff recommends accepting the construction contract to the low bidder, Shoffeitt Pipeline, Inc., for a bid amount of \$250,500 as shown in Exhibit "B".

In addition, ICDC has received consultant proposals for engineering design, surveying, and geotechnical observation and testing services. Proposals for field archeological and paleontological monitoring were not necessary because those costs were included as a part of the previously approved improvements.

Staff has reviewed the consultant proposals and the construction bids and found the amounts to be acceptable. A summary of the PA 39 Los Olivos Capital Sanitary Sewer Improvement costs is shown below.

Design (Stantec)	\$ 5,100
Construction (Shoffeitt)	\$250,500
Geotechnical Services (NMG)	\$24,912
Surveying (Stantec)	\$5,760
ICDC Administration Fee (1%)	<u>\$2,505</u>
	\$288,777

FISCAL IMPACTS:

Staff requests the addition of Project No. 12965 to the FY 2023-24 Capital Budget as follows:

Project No.	Current Budget	Addition <Reduction>	Total Budget
12965	\$0	\$462,000	\$462,000

ENVIRONMENTAL COMPLIANCE:

Construction of capital sanitary sewer facilities for PA 39 Los Olivos is subject to CEQA. In conformance with the California Code of Regulations Title 14, Chapter 3, Article 7 an Environmental Impact Report was certified by the City of Irvine, the lead agency on February 14, 2006 (SCH# 2005081099).

COMMITTEE STATUS:

This item was reviewed by the Engineering and Operations Committee on May 22, 2024.

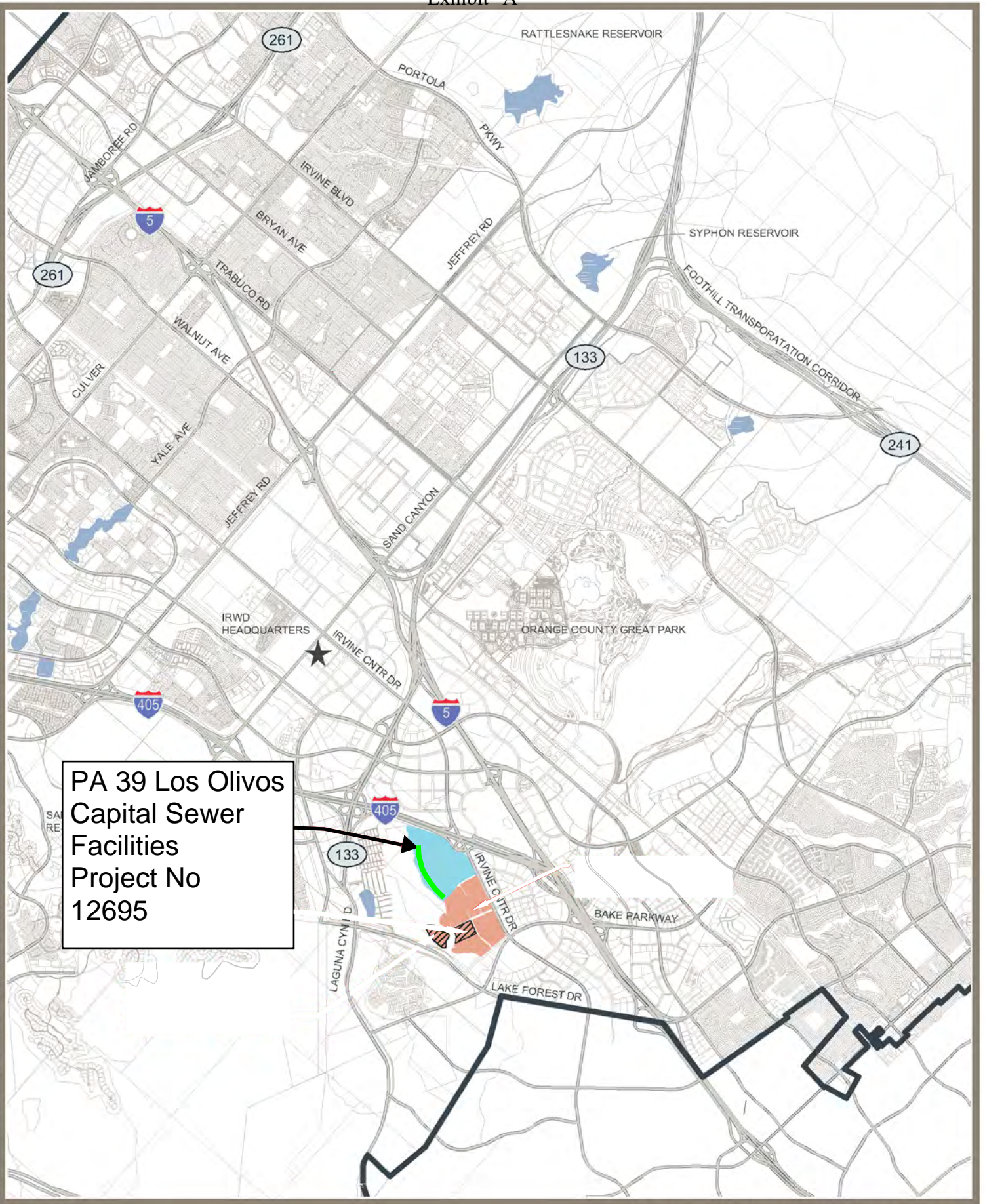
RECOMMENDATION:

THAT THE BOARD AUTHORIZE THE GENERAL MANAGER TO ACCEPT ICDC'S CONSTRUCTION CONTRACT WITH SHOFFEITT PIPELINE, INC. IN THE AMOUNT OF \$250,500, AND AUTHORIZE THE ADDITION OF PROJECT NO. 12965 IN THE AMOUNT OF \$462,000 TO THE FY 2023-24 CAPITAL BUDGET FOR THE PLANNING AREA 39 LOS OLIVOS CAPITAL SANITARY SEWER IMPROVEMENTS.

LIST OF EXHIBITS:

Exhibit "A" – Location Map

Exhibit "B" – Bid Summary, PA 39 Los Olivos Capital Sanitary Sewer Improvements



PA 39 Los Olivos
Capital Sewer
Facilities
Project No
12695

Note: This page is intentionally left blank.

BID SUMMARY
PLANNING AREA 39 (PA-39)
PHASE 1 IRWD SANITARY SEWER UPSIZING DANA STREET
CONTRACT "B0" - IRWD CAPITAL IMPROVEMENTS (PREVAILING WAGE)
(PREVAILING WAGE)
TASK/PCID NO. LD-0039.ST.28.cn01
BID PACKAGE NO. B00544

c: MM Mike Morse PRE-BID MEETING DATE: March 6, 2024
 TM Terri Moss BID OPENING DATE: March 26, 2024
 ML Matt Lauener WITNESSED BY: J. Favela
 _____ File with Bid Key Map E. Marioneaux
 _____ Erica Marioneaux - Cost Matrix
 KA Out of Office

DECLINED PRIOR TO PRE-BID: N/A
NO SHOW AT PREBID: N/A
DID NOT SUBMIT: N/A

CONSULTANT PROPOSALS:

Engineer of Record

Base Contract (Excluding IRWD Capital Reimbursable Items)
 IRWD Capital Reimbursement
Total:

SOLE SOURCE Stantec Consulting Services Inc.

\$5,100.00

Survey and Staking

Base Contract (Excluding IRWD Capital Reimbursable Items)
 IRWD Capital Reimbursement
Total:

SOLE SOURCE Stantec Consulting Services Inc.

\$5,760.00


Geotechnical

Base Contract (Excluding IRWD Capital Reimbursable Items)
 IRWD Capital Reimbursement
Total:

SOLE SOURCE NMG Geotechnical, Inc.

\$24,912.00

IRWD CAPITAL FACILITY - CONSTRUCT BY ICDC AND REIMBURSED BY IRWD

May 28, 2024
Prepared by: C. Spangenberg / M. Cortez
Submitted by: K. Burton
Approved by: Paul A. Cook 

CONSENT CALENDAR

REHABILITATION OF DYER ROAD WELLFIELD WELL NOS. 10 AND 12 AND WELL ET-1 FINAL ACCEPTANCE

SUMMARY:

The Rehabilitation of Dyer Road Wellfield (DRWF) Well Nos. 10 and 12 and Well ET-1 is complete. IRWD's contractor, Best Drilling and Pump, Inc., has completed the required work and all punch list items. The project has received final inspection and acceptance of construction is recommended.

BACKGROUND:

IRWD retained Richard C. Slade & Associates to provide design services for the rehabilitation of DRWF Well Nos. 10 and 12. The design was completed in August 2022 and a construction contract was awarded to Best Drilling and Pump, Inc. in September 2022.

DRWF Well No. 10 was constructed in 1994 with copper bearing steel. Due to operational needs the rehabilitation of Well No. 10 will be performed at a future date. Staff removed the rehabilitation of Well 10 from the project via Contract Change Order.

DRWF Well No. 12 was constructed in 1981 with mild steel as the casing material and steel Johnson screens. Rehabilitation of the well was completed, and a partial stainless steel casing liner was installed. After installation of the liner, partial collapse of the casing and subsequent filling of a portion of the bottom of the liner with gravel pack was documented. A special pumping test and dynamic video was conducted to optimize the pumping rate to prevent migration of gravel pack into the discharge header. As a result, the production rate had to be lowered from 2,000 gallons-per-minute (gpm) to 1,600 gpm. The well is now fully operational.

Rehabilitation of Irvine Desalter Well ET-1 was added to the project via Contract Change Order as the work needed to be completed prior to the startup of the new PFAS treatment facility at the El Toro Groundwater Remediation Principal Aquifer Plant. The rehabilitation was successful and restored the well back to its original capacity of 1,000 gpm.

Additional time was required to complete the overall rehabilitation process due to the partial collapse of the casing at DRWF Well No. 12 and the installation of a partial casing liner and special pumping tests to optimize operation of the well to prevent pumping of gravel pack into the discharge header.

Project Title:	Rehabilitation of DRWF Well Nos. 10 and 12 and IRWD Well ET-1
Project Nos.:	07087, 11845 and 12262
Design Engineer:	Richard Slade and Associates, LLC

Construction Management by:	IRWD Staff
Contractor:	Best Drilling and Pump, Inc.
Original Contract Cost:	\$2,133,834.00
Final Contract Cost:	\$1,523,567.95
Original Contract Days:	200
Final Contract Days:	583
Final Change Order Approved:	May 9, 2024

FISCAL IMPACTS:

Projects 07087, 11845, and 12262 are included in the FY 2023-24 Capital Budget. The existing budgets are sufficient to fund the final payment for the project.

COMMITTEE STATUS:

This item was not reviewed by Committee.

ENVIRONMENTAL COMPLIANCE:

This project is exempt from the California Environmental Quality Act (CEQA) as authorized under the California Code of Regulations, Title 14, Chapter 3, Section 15301 which provides exemption for minor alterations of existing public or private structures, facilities, mechanical equipment, or topographical features, involving negligible or no expansion of use beyond that existing at the time of the lead agency's determination. A Notice of Exemption (NOE) was filed with the Orange County Clerk Recorder on July 10, 2018 (DRWF Well No. 10), September 12, 2022 (DRWF Well No. 12), and December 28, 2022 (Well ET-1).

RECOMMENDATION:

THAT THE BOARD ACCEPT CONSTRUCTION OF REHABILITATION OF DYER ROAD WELLFIELD WELL NOS. 10 AND 12 AND WELL ET-1, AUTHORIZE THE GENERAL MANAGER TO FILE A NOTICE OF COMPLETION, AND AUTHORIZE THE RELEASE OF RETENTION 35 DAYS AFTER FILING OF THE NOTICE OF COMPLETION FOR PROJECTS 07087, 11845 AND 12262.

LIST OF EXHIBITS:

Exhibit "A" – Construction Change Order Summary

Exhibit "A"

**REHABILITATION OF DYER ROAD WELLFIELD WELL NOS. 10 AND 12, AND WELL NO. ET-1
PROJECTS 07087, 11845, AND 12262
Construction Change Order Summary**

Contractor: Best Drilling and Pump, Inc.
Design Engineer: Richard C. Slade Associates, LLC

				Contract Amount						Contract Days				Original Completion Date:
				Original Contract Amount: \$2,133,834.00						Original Days: 200				4/15/2023
Change Order	Description	Category	Initiated by (IRWD or WWR)	Change Order Line Item Amount	Change Order Amount	Previous Change Orders	Cumulative Total of Change Orders	% of Original Contract Amount	Revised Contract Amount	Change Order Days	Previous Change Orders	Cum. Total C.O. days	Revised Total Contract Days	Revised Completion Date
1	Approved by Exe. Director of Technical Services Approved on February 28, 2023 Additional costs for the rehabilitation of IRWD Well No. ET-1.	A	IRWD	\$ 448,585.00	\$448,585.00	\$0.00	\$448,585.00	21.02%	\$2,582,419.00	200	0	200	400	11/1/2023
2	Approved by Exe. Director of Technical Services Approved on November 15, 2023 Additional costs for mobilizing/demobilizing, pumping, special sampling of PFAS/PFOS at Well Nos. 2, 51R, and 52 and pumping/dynamic video at DRWF Well No. 12.	A	IRWD	\$ 113,195.00	\$113,195.00	\$448,585.00	\$561,780.00	26.33%	\$2,695,614.00	183	200	383	583	5/3/2024
3	Approved by Exe. Director of Technical Services Approved on May 9, 2024 Removal of unused scope of work items for Well Nos. 10, 12, and ET-1.	A	IRWD	\$ (1,172,046.05)	-\$1,172,046.05	\$561,780.00	-\$610,266.05	-28.60%	\$1,523,567.95	0	383	383	583	5/3/2024
Total Change Orders					-\$610,266.05									

Category	Total Amount	% of Original Contract
A - Owner Directed Change	\$ (610,266.05)	-28.60%
B - Differing/Unknown Condition		0.00%
C - External Agency, Regulatory, and/or Permit Required Change	\$ -	0.00%
D - Design Oversight	\$ -	0.00%
Total Change Order Amount (A +B + C +D)	\$ (610,266.05)	-28.60%

Note: This page is intentionally left blank.

May 28, 2024

Prepared by: F. Tedescucci

Submitted by: W. Chambers

Approved by: Paul A. Cook



CONSENT CALENDAR

DISTRICT-WIDE LANDSCAPE AND IRRIGATION MAINTENANCE SERVICES ONE-YEAR CONTRACT EXTENSION

SUMMARY:

IRWD manages the landscaping of 152 sites through a service contract that expires this month. The contract allows for two one-year extensions, at IRWD's request. Staff recommends that the Board authorize the General Manager to execute a one-year extension of the current contract for District-wide landscape and irrigation maintenance services with LandCare, LLC for \$783,412.

BACKGROUND:

IRWD manages a comprehensive landscape service program to ensure the health and beauty of its 152 sites across seven geographical areas. Tasks in the scope of this program include watering, irrigation system maintenance, weeding, fertilizing, mulching, and mowing.

The current landscape maintenance contract is set to expire this month. Due to the contractor's satisfactory performance and competitive pricing, staff recommends a one-year extension of this contract. The contract cost is distributed across seven geographical areas as described in LandCare's proposal, attached as Exhibit "A". The proposed one-year extension of \$783,413 reflects a 35% increase from the previous year's contract total of \$579,516. This increase is primarily due to including additional locations and the implementation of California's Green Lawn Care Law, which became effective on January 1, 2024, that requires landscape services comply with stricter environmental regulations such as converting gas-powered equipment to electric. This extension will allow for the seamless integration of additional landscape maintenance locations, including the newly constructed Lake Forest Zone B-C Pump Station (Lake Forest ZN B-C PS) and IRWD's six dams.

Extending the existing contract will provide several advantages, such as: maintaining a productive working relationship with a proven contractor, ensuring a smooth transition for incorporating additional locations, prioritizing the integrity of IRWD's dams by ensuring they are properly maintained, and following California's Green Lawn Care Law for environmentally responsible practices.

FISCAL IMPACTS:

Sufficient funds are available in the Fiscal Year 2024-25 Operating Budget.

ENVIRONMENTAL COMPLIANCE:

This item is not a project as defined in the California Environmental Quality Act (CEQA), Code of Regulations, Title 14, Chapter 3, Section 15378.

Consent Calendar: District-Wide Landscape and Irrigation Maintenance Services One-Year
Contract Extension
May 28, 2024
Page 2

COMMITTEE STATUS:

This item was not reviewed by a Committee.

RECOMMENDATION:

THAT THE BOARD AUTHORIZE THE GENERAL MANAGER TO EXECUTE A ONE-YEAR EXTENSION OF THE CURRENT CONTRACT FOR DISTRICT-WIDE LANDSCAPE AND IRRIGATION MAINTENANCE SERVICES WITH LANDCARE, LLC FOR \$783,413.

LIST OF EXHIBITS:

Exhibit "A" – Landcare One-Year Extension Proposal for Landscape Maintenance Services

Proposed 2-year Extension

IRWD Sections 1 – 7

LandCare proposes to extend all existing contracts between Irvine Ranch Water District and LandCare and to provide landscape and irrigation system maintenance and repair throughout IRWD’s service area while conforming to specifications in the IRWD Landscape Maintenance Specifications dated 2021.

Pricing Schedule (private and confidential):

		YEAR 4	YEAR 5 (3%)
IRWD- Landscape Maintenance-1	\$	98,227.13	\$ 101,173.94
IRWD- Landscape Maintenance-2	\$	62,228.36	\$ 64,095.21
IRWD- Landscape Maintenance-3	\$	62,869.18	\$ 64,755.26
IRWD- Landscape Maintenance-4	\$	142,596.85	\$ 146,874.75
IRWD- Landscape Maintenance-5	\$	183,080.73	\$ 188,573.15
IRWD- Landscape Maintenance-6	\$	121,826.97	\$ 125,481.77
IRWD- Landscape Maintenance-7	\$	93,631.62	\$ 96,440.57
TOTAL AREA 1-7	\$	764,460.83	\$ 787,394.66
Lake Forest ZN B-C PS	\$	18,951.65	\$ 19,520.20
TOTAL	\$	783,412.48	\$ 806,914.86

Section 1 – 7 Renewal by Site

LandCare Landscape Maintenance Schedule AREAS 1-7

			Year 4	Year 5
Area	Location	Address	\$ 764,460.83	\$ 787,394.66
1	Shady Canyon PS	88.5 Shady Canyon Dr Irvine	\$ 2,395.78	\$ 2,467.66
1	Shady Canyon Reservoir	1.5 Golden Eagle Irvine	\$ 6,388.76	\$ 6,580.42
1	Quail Hill Zone 3 Reservoir	17500 1/2 Pine Needles Irvine	\$ 4,791.57	\$ 4,935.31
1	Quail Hill Zone 4 Reservoir	108 1/2 Luminous Irvine	\$ 11,180.32	\$ 11,515.73
1	East Irvine Zone B Reservoir	17445.5 Bake Off Laguna Hwy	\$ 11,180.32	\$ 11,515.73
1	Hidden Hills Pump Station	8250.25 Lake Forest Dr Irvine	\$ 1,597.19	\$ 1,645.10
1	Alton 1-5 Monitoring Station	31 1/2 Technology Irvine	\$ 798.59	\$ 822.55
1	East Irvine Zone A-B PS	6747 Irvine Center Drive Irvine	\$ 2,395.78	\$ 2,467.66
1	Collections Sand Canyon	16150 Sand Canyon Ave Irvine	\$ 2,395.78	\$ 2,467.66
1	Tri Cities 2	West Side Sand Canyon, 500ft S of Alton	\$ 2,395.78	\$ 2,467.66
1	Tri Cities 1	4949.5 Barranca, East of Culver Irvine	\$ 1,597.19	\$ 1,645.10
1	Collections Jeffert Rd	Railroad Tracks off Walnut & Jeffery	\$ 4,791.57	\$ 4,935.31
1	East Irvine Zone 1 Reservoir	13826 Sand Canyon Ave Irvine	\$ 11,180.32	\$ 11,515.73
1	IDP (PTP) Desalter	26 Waterworks Irvine	\$ 4,791.57	\$ 4,935.31
1	Headquarters	15600 Sand Canyon Ave Irvine	\$ 30,346.59	\$ 31,256.99
		Total Area 1	\$ 98,227.13	\$ 101,173.94
2	Buck Gully Lift Station (Gated Community)	21594 White Pine Newport Beach	\$ 1,481.63	\$ 1,526.08
2	Coastal Zone 2 Reservoir	22433 Newport Coast Dr Newport Beach	\$ 4,444.88	\$ 4,578.23
2	El Morrow Lift Station	8618 1/2 Pacific Coast Hwy Newport Beach	\$ 1,481.63	\$ 1,526.08
2	Los Trancos LS	7303 Pacific Coast Hwy Newport Beach	\$ 1,481.63	\$ 1,526.08
2	Muddy Canyon Lift Station	8333 Pacific Coast Hwy Newport Beach	\$ 2,222.44	\$ 2,289.11
2	Coastal Zn 6-G Reservoirs	20783 Vista Ridge Rd Newport Beach	\$ 4,444.88	\$ 4,578.23
2	Coastal Zone 7-H Pump Station	20783 Vista Ridge Rd Newport Beach	\$ 2,222.44	\$ 2,289.11
2	Coastal Ridge Lift Station	22322 Pacific Mist Newport Beach	\$ 1,481.63	\$ 1,526.08
2	Newport Coast Lift Station	21244 Newport Coast Dr Newport Beach	\$ 1,481.63	\$ 1,526.08
2	Pelican Hills collections	22433 Newport Coast Drive Newport Beach	\$ 1,481.63	\$ 1,526.08
2	Sage Hill School Collections		\$ 1,481.63	\$ 1,526.08
2	Coastal Zn D Reservoir	20544 Newport Coast Dr Newport Beach	\$ 4,444.88	\$ 4,578.23
2	Coastal Zone 4-D PS		\$ 4,444.88	\$ 4,578.23
2	Coyote Canyon Lift Station	3000 1/2 Bonita Canyon Dr Irvine	\$ 1,481.63	\$ 1,526.08
2	Turtle Rock / Bonita Zone 3 Pump Station	Corner of Shady Canyon Dr & Bonita Dr	\$ 1,481.63	\$ 1,526.08
2	San Joaquin reservoir Access Road	2500 Ford Road Newport Beach	\$ 8,889.77	\$ 9,156.46
2	San Joaquin Dam & Houses (Irr at houses only)	34, 35, 38 Ridgeline Newport Beach	\$ 8,889.77	\$ 9,156.46
2	Coastal Zn 4-6 PS (Turf at Weather Station)	21474 Vista Ridge Newport Beach	\$ 8,889.77	\$ 9,156.46
		Total Area 2	\$ 62,228.36	\$ 64,095.21

3	Well 51	Corner of Pullman & Daimer Santa Ana	\$	1,886.08	\$	1,942.66
3	Dyer Rd Well 12	3000 West Harvard Santa Ana	\$	2,427.58	\$	2,500.41
3	Dyer Rd Well 17	2144 South Anne St Santa Ana	\$	1,886.08	\$	1,942.66
3	Dyer Rd Well 10	3202 West Warner Santa Ana	\$	1,886.08	\$	1,942.66
3	Dyer Rd Well 16	2520 Susan St Santa Ana	\$	1,886.08	\$	1,942.66
3	Dyer Rd Well 14	2922 West Warner Santa Ana	\$	1,886.08	\$	1,942.66
3	Dyer Rd Well 13	2830 South Fairview Santa Ana	\$	1,886.08	\$	1,942.66
3	Dyer Rd Well 7	3232 1/2 Greenville Santa Ana	\$	1,886.08	\$	1,942.66
3	Dyer Rd Well 11	2300 West Segerstum Santa Ana	\$	2,427.58	\$	2,500.41
3	Dyer Rd Well 1	1801 Segerstrum Santa Ana	\$	1,886.08	\$	1,942.66
3	Dyer Rd Well 18	2302 South Rait St Santa Ana	\$	1,886.08	\$	1,942.66
3	Dyer Rd Well 15	2512 West Warner Santa Ana	\$	1,886.08	\$	1,942.66
3	Dyer Rd Well 4	1000 West Hemlock Santa Ana	\$	1,886.08	\$	1,942.66
3	Dyer Rd Well 6	2500 South Garnsey Santa Ana	\$	1,886.08	\$	1,942.66
3	Dyer Rd Well 2	500 West Alton Santa Ana	\$	1,886.08	\$	1,942.66
3	Dyer Rd Well 5	2619 South Cypress Ave Santa Ana	\$	1,886.08	\$	1,942.66
3	Dyer Rd Well 3	633 Emmett Street Santa Ana	\$	4,855.17	\$	5,000.82
3	DATS	1705 W. Segerstrum Santa Ana	\$	4,812.33	\$	4,956.70
3	Edinger Treatment Plant	1221 Edinger Tustin	\$	9,710.33	\$	10,001.64
3	Tustin Well 21	14232 Debusk Tustin	\$	1,886.08	\$	1,942.66
3	Tustin Well 22	1251 Mitchell Tustin	\$	1,886.08	\$	1,942.66
3	Tustin Well 72	13231 Wickshire Lane Tustin	\$	1,886.08	\$	1,942.66
3	Well, 21P2 Site Tustin		\$	936.50	\$	964.60
3	PDF		\$	5,636.40	\$	5,805.49
		Total Area 3	\$	62,869.18	\$	64,755.26
4	Lake Forest Canada LS	22952 Lake Forest Dr Lake Forest	\$	2,643.13	\$	2,722.42
4	Lake Forest El Toro Reservoir	22251 Byron Way Lake Forest	\$	6,682.91	\$	6,883.39
4	Lake Forest Canada Reservoir	21612 Canada Rd Lake Forest	\$	3,341.45	\$	3,441.70
4	Lake Forest Collection Site	21091 Sharmila Lane Lake Forest	\$	4,455.27	\$	4,588.93
4	Lake Forest Well #1 Zona A	24892 Avenida Libre Lake Forest	\$	3,341.45	\$	3,441.70
4	Lake Forest Well Lot 4	20570.5 Lake Forest Dr. Lake Forest	\$	1,718.03	\$	1,769.57
4	Lake Forest East Reservoir Zone 2	20698 Regency Lane Lake Forest	\$	4,455.27	\$	4,588.93
4	Lake Forest Well 2 Zone 2	20844 Osterman Lake Forest	\$	1,718.03	\$	1,769.57
4	Lake Forest West Reservoir	19762 Pacific Grove Dr / Ranch Parkway Lake Forest	\$	3,341.45	\$	3,441.70
4	OC 73	13420.5 Alton Parkway / Magazine Road	\$	1,718.03	\$	1,769.57
4	Foothill Zone 4-6 Pump Station	12846.5 Alton Parkway / Commerce Center Dr Irvine	\$	6,682.91	\$	6,883.39
4	East Irvine Zone 3 Reservoir IIC	13597 Alton Parkway / Irvine Blvd Irvine	\$	6,682.91	\$	6,883.39
4	Portola Hills Zn 6-8 Pump Station	27841 Glenn Ranch Road Foothill Ranch	\$	1,718.03	\$	1,769.57
4	Foothill Zone 6 Reservoir	2 Touraine Place Foothill Ranch	\$	3,341.45	\$	3,441.70
4	Foothill Zone 6A	71 Tessera Foothill Ranch	\$	3,341.45	\$	3,441.70
4	Portola Hills 9 Reservoir	18181 Santiago Canyon Portola Hills	\$	1,982.35	\$	2,041.82
4	Baker Filtration Plant	21082 Westeria Lake Forest	\$	27,799.18	\$	28,633.16
4	Baker reservoirs		\$	8,353.63	\$	8,604.24
4	Portola Hills Zone 8 Reservoir (weather station)	18967 Saddleback Ranch Road Trubuco	\$	4,491.46	\$	4,626.20
4	Muirlands Plant (LAWRP)	22312 Muirlands Lake Forest	\$	13,922.72	\$	14,340.40
4	Lake Forest B-C Pump Station / Well Lot 5		\$	30,865.72	\$	31,791.69
		Total Area 4	\$	142,596.85	\$	146,874.75

5	Brentwood Park Manholes	32 La Salude Newport Beach (starts at University d	\$ 1,755.95	\$ 1,808.63
5	University Lift Station		\$ 1,755.95	\$ 1,808.63
5	Walnut Trail Collections	Harvard St next to railroad tracks	\$ 4,593.18	\$ 4,730.98
5	Well 112	2632 Bryan Ave / Myford Rd Tustin	\$ 2,772.55	\$ 2,855.73
5	Well 115 (Next to Commerce Office Building)	Commerce St & Jamboree Tustin	\$ 1,755.95	\$ 1,808.63
5	Farwell Pump Station	Farwell Dr Irvine (40 Trailing Vine St)	\$ 1,755.95	\$ 1,808.63
5	Well 107 (Next to Culver 5 Frwy on ramp)	13925 1/2 Culver Dr Irvine	\$ 1,755.95	\$ 1,808.63
5	Well 77 IDP	2.25 Escolar (Inside Irvine High School Parking Lot	\$ 1,755.95	\$ 1,808.63
5	Well 110 IDP	Commerce St & Jamboree Tustin	\$ 1,755.95	\$ 1,808.63
5	Cieniga Pilot Site (Next to creek access road)	Barranca St Irvine	\$ 1,755.95	\$ 1,808.63
5	Well 106 (Next to creek access road pass ga	16560 Harvard Irvine	\$ 1,755.95	\$ 1,808.63
5	Siphon Structures	Behind office 3733 University Dr Irvine	\$ 7,655.31	\$ 7,884.96
5	Bonita Creek Manholes	32 La Salude Newport Beach (Entrance at Park)	\$ 4,593.18	\$ 4,730.98
5	Bay View Lift Station	501 Bayview Place / Jamboree Newport Beach	\$ 1,755.95	\$ 1,808.63
5	Mason Park Collections (7 Manholes)	Culver Dr / Campus Irvine (Behind University High	\$ 4,593.18	\$ 4,730.98
5	OC 39	18714 University Dr Irvine	\$ 2,296.59	\$ 2,365.49
5	Turtle Rock Az 1-3 PS	5380 1/2 University Dr Irvine (next to Strawberry Fi	\$ 1,755.95	\$ 1,808.63
5	Sand Canyon Zone A South Reservoir	Univerisy Dr Irvine (next to Strawberry Farm access	\$ 7,763.14	\$ 7,996.03
5	Sand Canyon Dam	5336 University Dr Strawberry Farms	\$ 17,559.48	\$ 18,086.27
5	Sand Canyon Spill Way	University Dr Irvine (behind Strawberry Farms Golf	\$ 7,763.14	\$ 7,996.03
5	Turtle Rock / Starcrest Collections (1 manho	Corner of Turtle Rock st & Starcrest St	\$ 6,262.50	\$ 6,450.38
5	Turtle Rock Zn 3-4 PS & Zn 3 Reservoir	13 1/2 Minaret Irvine	\$ 6,262.51	\$ 6,450.39
5	Michelson LS	3033 Michelson Dr Irvine	\$ 1,755.95	\$ 1,808.63
5	Monument Area / MWRP Entrance Road	3512 Michelson Dr Irvine	\$ 3,062.12	\$ 3,153.99
5	Sand Canyon House	5336 University Dr Strawberry Farms	\$ 1,755.95	\$ 1,808.63
5	Museum	5 San Joaquin Road Irvine	\$ 4,593.18	\$ 4,730.98
5	Operation Center/MWRP	3512 Michelson Dr Irvine	\$ 36,967.34	\$ 38,076.36
5	Biosolids Plant	3512 Michelson Dr Irvine	\$ 22,180.40	\$ 22,845.81
5	Sand Canyon Dam Upstream Waters Edge		\$ 10,286.19	\$ 10,594.78
5	Sand Canyon Critical Outlet		\$ 3,728.47	\$ 3,840.32
5	Sand Canyon Wash Behind Red Building		\$ 7,320.92	\$ 7,540.55
		Total Area 5	\$ 183,080.73	\$ 188,573.15
6	Perez Reservoir	Orange Arrow & Prosa Irvine	\$ 3,045.67	\$ 3,137.04
6	Northwood Booster 2	7 Delamesa Irvine	\$ 4,263.94	\$ 4,391.86
6	Northwood Zone 3 & B Reservoirs	10864 Culver Ave Irvine	\$ 4,263.94	\$ 4,391.86
6	Northwood Zone 2 Reservoir	Orchard Hills / Portola Parkway (Next to NTS site)	\$ 4,263.94	\$ 4,391.86
6	Northwood Zone 5 Reservoir	10703 Culver Ave Irvine	\$ 4,263.94	\$ 4,391.86
6	Orchard Hills Pump Station (Across Fire Stat	4951 Portola Parkway Irvine	\$ 3,045.67	\$ 3,137.04
6	Rattlesnake Spillway	4769 Portola Parkway Irvine	\$ 5,444.78	\$ 5,608.12
6	Rattlesnake Dam Face	4769 Portola Parkway Irvine	\$ 10,889.56	\$ 11,216.25
6	Highland Channel #2 (Through Strawberry F	Jeffery to Bee Canyon Irvine	\$ 6,805.98	\$ 7,010.15
6	Bee Canyon Pump Station (inside Strawberr	5800.5 Portola Parkway Irvine	\$ 1,766.49	\$ 1,819.49
6	Highland Channel #3	Gate right of Bee Canyon Rd Irvine	\$ 10,889.56	\$ 11,216.25
6	Siphon Dam Face	5801 Portola Parkway Irvine	\$ 10,889.56	\$ 11,216.25
6	Lomas Valley Reservoir (Next to 133 Mitigat	7001.5 Portola Parkway Irvine	\$ 4,263.94	\$ 4,391.86
6	Portola Springs 3-4 Pump Station	6650 Portola Parkway Irvine	\$ 3,045.67	\$ 3,137.04
6	Portola Springs 4-6 Reservoirs	7501.5 Portola Parkway Irvine	\$ 4,263.94	\$ 4,391.86
6	Portola Springs Zone 6-D Reservoir	8631 Portola Parkway Irvine	\$ 7,065.96	\$ 7,277.94
6	Tustin Ranch 1-3 Pump Station	12446 Jamboree Road Irvine	\$ 2,436.54	\$ 2,509.64
6	Tustin Zn C Filter	10341 1/2 Jamboree Road Tustin	\$ 2,436.54	\$ 2,509.64
6	Tustin Ranch Zn 3-5 BPS	10606.5 Jamboree Road Tustin	\$ 2,436.54	\$ 2,509.64
6	Baker Raw Water Facilities	9737 Peters Canyon Road Tustin	\$ 1,766.49	\$ 1,819.49
6	Peters Canyon Man Holes	9737 Peters Canyon Road Tustin	\$ 7,065.96	\$ 7,277.94
6	Rattlesnake Park	4769 Portola Parkway Irvine	\$ 11,208.08	\$ 11,544.32
6	Eastwood Raw Water Pump Station		\$ 3,935.37	\$ 4,053.43
6	Woody Hills PS		\$ 2,068.87	\$ 2,130.94
		Total Area 6	\$ 121,826.97	\$ 125,481.77

7	Orange Intertie Connection	5618 East Patria Ct Orange	\$	576.00	\$	593.28
7	OPA Access Road	Off Orange Park Drive Orange	\$	1,152.00	\$	1,186.56
7	OPA Hills Drive	At Trail Orange	\$	1,152.00	\$	1,186.56
7	Santiago Hills Zone 5 Reservoir	1802 East Santiago Canyon Road Orange	\$	5,760.00	\$	5,932.80
7	Santiago Williams Canyon Reservoir	27600 Williams Canyon Road Williams Canyon	\$	1,152.00	\$	1,186.56
7	Santiago Williams Benner Reservoir	28741 Williams Canyon Road Williams Canyon	\$	1,152.00	\$	1,186.56
7	Santiago Williams Reed Reservoir	30500 Silverado Canyon Road Silverado Canyon	\$	1,728.00	\$	1,779.84
7	Santiago Williams Chapman Reservoir	14909 Mill Road Silverado Canyon	\$	1,152.00	\$	1,186.56
7	Santiago Williams Modeska Reservoir	29265 Modjeska Canyon Road Modjeska Canyon	\$	1,728.00	\$	1,779.84
7	Irvine Dam / Santiago Creek Dam		\$	59,830.78	\$	61,625.70
7	Irvine Dam Caretaker House		\$	1,248.30	\$	1,285.75
7	Irvine Dam Chlorization Building		\$	468.70	\$	482.76
7	Harding Dam		\$	16,531.84	\$	17,027.80
		Total Area 7	\$	93,631.62	\$	96,440.57

Note: This page is intentionally left blank.

May 28, 2024

Prepared by: A. Murphy / M. Cortez

Submitted by: K. Burton

Approved by: Paul A. Cook 

CONSENT CALENDAR

TURTLE ROCK ZONE 3 RESERVOIR CHLORAMINE BOOSTER STATION BUDGET INCREASE AND FINAL ACCEPTANCE

SUMMARY:

The Turtle Rock Zone 3 Reservoir Chloramine Booster Station project is complete. The contractor, Pacific Hydrotech Corporation, completed the required work and the project has received final inspection. Staff recommends that the Board:

- Authorize a budget increase in the amount of \$170,000, from \$4,013,000 to \$4,183,000; and
- Accept construction of the Turtle Rock Zone 3 Reservoir Chloramine Booster Station.

BACKGROUND:

This project installed a chloramine booster station at the Turtle Rock Zone 3 Reservoir and Zone 3 to 4 Pump Station site to improve water quality and reduce nitrification events by maintaining proper chlorine residual and mixing in the reservoir. Construction of these improvements replaced the existing in-pipe chloramine injection facility at the Turtle Rock Zone 1 to 3 Pump Station that had multiple operational issues due to chemical precipitation in the injection line. The scope of work included a new chloramine booster station building with chemical storage and dosing facilities, reservoir mixing system, new access stairway from the chemical building to the top of the buried reservoir, and replacement of the reservoir's vehicular access path. Lee & Ro completed the design in October 2022, and Pacific Hydrotech Corporation (PHC) was awarded the construction contract on December 13, 2022. PHC mobilized in April 2023 after receipt of construction materials and completed construction of all improvements on May 14, 2024. A summary of change orders is provided as exhibit "A".

Project Title:	Turtle Rock Zone 3 Reservoir Chloramine Booster Station
Project No.:	11840
Design Engineer:	Lee & Ro Infrastructure Engineers
Construction Management by:	IRWD Staff
Contractor:	Pacific Hydrotech Corporation
Original Contract Cost:	\$2,881,680.00
Final Contract Cost:	\$3,066,980.18
Original Contract Days:	365
Final Contract Days:	518
Final Change Order Approved On:	May 3, 2024

FISCAL IMPACTS:

The Turtle Rock Zone 3 Reservoir Chloramine Booster Station, Project 11840, is included in the FY 2023-24 Capital Budget. A budget increase is required to fund the final construction and new site landscaping for the project as shown in the table below.

Project No.	Current Budget	Addition <Reduction>	Total Budget
11840	\$4,013,000	\$170,000	\$4,183,000

ENVIRONMENTAL COMPLIANCE:

This project is subject to the California Environmental Quality Act (CEQA) and in conformance with California Code of Regulations Title 14, Chapter 3, Article 6, a Notice of Intent to adopt a Mitigated Negative Declaration (IS/MND) for the Project was filed with the Orange County Clerk/Recorder on February 28, 2007, and was made available for public review for 30 days. The IS/MND was adopted by IRWD’s Board of Directors on April 30, 2007, and on May 01, 2007, a Notice of Determination was filed with the CA State Clearinghouse. Addendum #1 to the Project IS/MND was prepared for changes to the proposed project, and it was approved by IRWD’s Board of Directors on May 11, 2015. On May 12, 2015, staff re-filed the Notice of Determination with the Orange County Clerk/Recorder and the CA State Clearinghouse. Addendum #2 to the Project IS/MND was prepared for changes to the proposed project, and it was approved by IRWD’s Board of Directors on December 13, 2021. On December 14, 2021, staff re-filed the Notice of Determination with the Orange County Clerk/Recorder and the CA State Clearinghouse.

COMMITTEE STATUS:

This item was not reviewed by a Committee.

RECOMMENDATION:

THAT THE BOARD AUTHORIZE A BUDGET INCREASE IN THE AMOUNT OF \$170,000, FROM \$4,013,000 TO \$4,183,000, ACCEPT CONSTRUCTION OF THE TURTLE ROCK ZONE 3 CHLORAMINE BOOSTER STATION, AUTHORIZE THE GENERAL MANAGER TO FILE A NOTICE OF COMPLETION, AND AUTHORIZE THE PAYMENT OF THE RETENTION 35 DAYS AFTER THE DATE OF RECORDING THE NOTICE OF COMPLETION FOR PROJECT 11840.

LIST OF EXHIBITS:

Exhibit “A” – Construction Change Order Summary

**TURTLE ROCK ZONE 3 RESERVOIR CHLORAMINE BOOSTER STATION
PR 11840
Construction Change Order Summary**

Contractor: Pacific Hydrotech
Design Engineer: Lee & Ro
Award Date: 12/13/2022

				Contract Amount						Contract Days				Original Completion Date:
				Original Contract Amount: \$2,881,680.00						Original Contract Days			365	12/13/2023
Change Order No.	Line Item No.	Description	Category	Change Order Line Item Amount	Change Order Amount	Previous Change Orders	Cumulative Total of Change Orders	% of Original Contract Amount	Revised Contract Amount	Change Order Days	Previous Change Order Days	Cum. Change Order Days	Revised Total Contract Days	Revised Completion Date
1		Approved by Executive Director of Technical Services Approved on 08/07/2023			\$55,359.07	\$0.00	\$55,359.07	1.92%	\$2,937,039.07	26	0	26	391	1/8/2024
	1.1	COR 2-Exhaust Fan Upgrade	A	\$1,404.70						0				
	1.2	COR 3-T&M Irrigation Relocation	B	\$21,726.23						15				
	1.3	COR 5-IRWD SCE Permit Fee	C	\$1,956.78						0				
	1.4	COR 6-FRP Sample Box	D	\$2,901.96						0				
	1.5	COR 7-Manhole Frame & Cover	D	\$1,408.10						0				
	1.6	COR 8-Stair profile Change	D	\$12,297.30						6				
	1.7	COR 9-CAB under Building	D	\$5,179.33						2				
	1.8	COR 10-Stackable Wall Modifications	B	\$7,014.95						2				
	1.9	COR 12-Inner Reservoir Joint Repair	B	\$1,469.72						1				
2		Approved by Executive Director of Technical Services Approved on 08/07/2023			\$24,056.33	\$55,359.07	\$79,415.40	2.76%	\$2,961,095.40	7	26	33	398	1/15/2024
	2.1	COR 13-Reservoir Drain Valve Installation	B	\$8,840.58						3				
	2.2	COR 14-Outer Reservoir Concrete Repairs	B	\$8,924.60						2				
	2.3	COR 15-Revised 2-inch Service	A	\$3,177.57						1				
	2.4	COR 17-Additional Coating on Exhaust Fan	A	\$3,113.58						1				
3		Approved by Executive Director of Technical Services Approved on 11/16/2023	A		\$12,371.83	\$79,415.40	\$91,787.23	3.19%	\$2,973,467.23	5	33	38	403	1/20/2024
	3.1	1. COR 11-Hatch Opening Additional Conduit	A	\$9,679.14						4				
	3.2	2. COR 18-Hatch Fall Protection Anchors	A	\$2,692.69						1				
4		Approved by Executive Director of Technical Services Approved on 12/21/2023			\$79,882.54	\$91,787.23	\$171,669.77	5.96%	\$3,053,349.77	41	38	79	444	3/1/2024
	4.1	COR 4-Mixer Panel Consolidation	A	\$49,413.08						38				
	4.2	COR 16-Restock Fee for Subpanels	B	\$6,371.73						1				
	4.3	COR 19-Irrigation Water Source	A	\$6,661.48						2				
	4.4	COR 20-PLC Enclosure Deviation	B	\$19,478.79						0				
	4.5	COR 21-Fan Controller Credit	B	(\$4,308.95)						0				
	4.6	COR 22-Concrete Repair	B	\$2,266.41						0				
5		Approved by Executive Director of Technical Services Approved on 05/03/2024			\$13,630.41	\$171,669.77	\$185,300.18	6.43%	\$3,066,980.18	74	79	153	518	5/14/2024
	5.1	COR 23-Additional House Keeping Pad	D	\$2,700.83						1				
	5.2	COR 24-Credit for Slurry Seal	B	(\$1,300.00)						0				
	5.3	COR 25-Additional Trim Painting	A	\$1,839.32						0				
	5.4	COR 26-CP 200 & 300 Additional Contacts	A	\$4,092.11						0				
	5.5	COR 27-Exhaust Fan Dampner	A	\$441.62						0				
	5.6	COR 28-Additional Bollard	A	\$5,856.53						0				
	5.7	Non-Compensible Time Extension	D	\$0.00						73				


Category	Total Amount	% of Original Contract
A - Owner Directed Change	\$88,371.82	3.07%
B - Differing/Unknown Condition	\$70,484.06	2.45%
C - External Agency, Regulatory, and/or Permit Required Change	\$1,956.78	0.07%
D - Design Oversight	\$24,487.52	0.85%
Total Change Order Amount (A + B + C + D)	\$185,300.18	6.43%

Note: This page is intentionally left blank.

May 28, 2024

Prepared by: N. Mwe / J. Moeder

Submitted by: K. Burton

Approved by: Paul A. Cook 

ACTION CALENDAR

LAKE FOREST ZONE 4 EL TORO TANKS 1 AND 2 REHABILITATION CONSULTANT SELECTION

SUMMARY:

The Lake Forest Zone 4 El Toro Tanks 1 and 2 were identified as a priority site for rehabilitation after completing a District-wide condition assessment review of IRWD's steel domestic water and recycled water storage tanks. Staff has reviewed proposals from three consultants and recommends that the Board authorize the General Manager to execute a Professional Services Agreement in the amount of \$269,823 with Cannon Corporation for engineering design services.

BACKGROUND:

In 2022, IRWD contracted with V&A Consulting Engineers to investigate and assess the condition of 14 steel tanks in the domestic water and recycled water systems. V&A completed the condition assessment in 2023 and staff reviewed the comprehensive evaluation to determine the initial list of steel tank rehabilitation projects. The first priority is to rehabilitate the Lake Forest Zone 4 El Toro Tanks, which due to various coating failures appears to be in the worst condition of the examined tanks. These two tanks are located at the same site in a residential community near the intersection of El Toro Road and Aliso Park Drive as shown on Exhibit "A".

The project includes rehabilitation and recoating of the 1.04 million gallon (MG) El Toro Tank 1 and 2.05 MG El Toro Tank 2, replacement of two concrete structures that house the isolation valves and flow meter, modifications to the yard piping, and site paving improvements. Construction of the project will require a phased approach to ensure one of the tanks remains online and hydraulically connected to the Zone 4 system while the other is being rehabilitated.

Consultant Selection:

Staff invited six consultants to submit proposals for engineering design services and received proposals from Cannon, Dudek, and Harper & Associates Engineering. Tetra Tech and Stantec Consulting Services declined to submit proposals due to the low availability of key personnel who specialize in this type of project, and Simpson Gumpertz & Heger did not respond to the request for a proposal. Each firm that submitted a proposal presented unique project approaches and creative engineering solutions for achieving the project objectives. Cannon presented a comprehensive approach to completing the project, demonstrated a good understanding of the steel tank coating inspection and rehabilitation work, and has extensive tank rehabilitation experience. Cannon successfully provided the design and construction phase services for IRWD's 15 MG Zone 1 Tank Rehabilitation Project that was completed in January 2023. The consultant selection matrix is attached as Exhibit "B", and Cannon's proposal is attached as Exhibit "C".

Staff recommends that the Board authorize the General Manager to execute a Professional Services Agreement in the amount of \$269,823 with Cannon Corporation since its design approach, schedule, and staff hours are consistent with the project goals and objectives.

Design Schedule:

The design will be completed in accordance with the following schedule milestones:

Kick-Off Meeting	June 2024
Basis of Design Report Completion	November 2024
Final Design Completion	June 2025
Bid Opening and Notice of Award (Construction)	August 2025

FISCAL IMPACTS:

The Lake Forest Zone 4 El Toro Tanks 1 and 2 Rehabilitation, Project No. 12568, is included in the FY 2023-24 Capital Budget and will be funded through 100% domestic water replacement funds. The existing budget is sufficient to fund the recommendation presented herein.

ENVIRONMENTAL COMPLIANCE:

This project is subject to the California Environmental Quality Act (CEQA). In conformance with the California Code of Regulations Title 14, Chapter 3, Section 15004, the appropriate environmental document will be prepared when “meaningful information” becomes available.

COMMITTEE STATUS:

This item was reviewed by the Engineering and Operations Committee on May 22, 2024.

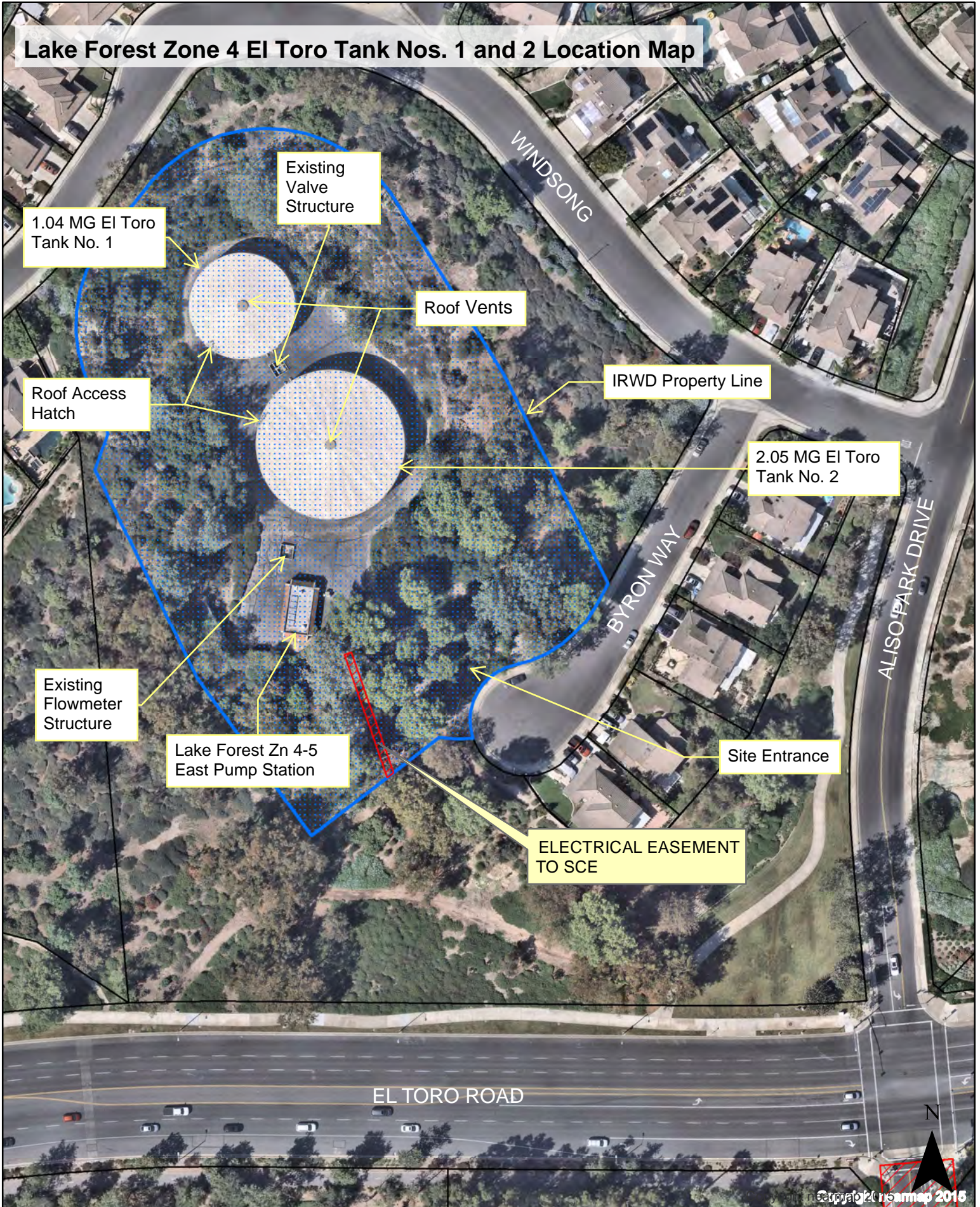
RECOMMENDATION:

THAT THE BOARD AUTHORIZE THE GENERAL MANAGER TO EXECUTE A PROFESSIONAL SERVICES AGREEMENT WITH CANNON CORPORATION IN THE AMOUNT OF \$269,823 FOR ENGINEERING DESIGN SERVICES FOR THE LAKE FOREST ZONE 4 EL TORO TANKS 1 AND 2 REHABILITATION, PROJECT NO. 12568.

LIST OF EXHIBITS:

- Exhibit “A” – Location Map
- Exhibit “B” – Consultant Selection Matrix
- Exhibit “C” – Cannon Corporation Proposal

Lake Forest Zone 4 El Toro Tank Nos. 1 and 2 Location Map



1.04 MG El Toro Tank No. 1

Existing Valve Structure

Roof Vents

Roof Access Hatch

IRWD Property Line

2.05 MG El Toro Tank No. 2

Existing Flowmeter Structure

Lake Forest Zn 4-5 East Pump Station

Site Entrance

ELECTRICAL EASEMENT TO SCE

EL TORO ROAD

Note: This page is intentionally left blank.

Exhibit "B"

CONSULTANT SELECTION MATRIX

Lake Forest Zone 4 El Toro Tank 1 and 2 Rehabilitation Project							
Item	Description	Weights	Cannon	Harper & Associates Engineering	Dudek		
A	<u>TECHNICAL APPROACH</u>						
1	Project Understanding & Approach	40%	1	2	3		
2	Project Experience	30%	2	1	3		
3	Project Team	30%	1	2	3		
	<u>Weighted Score</u>		1.3	1.7	3.0		
	Ranking of Consultants						
B	<u>SCOPE OF WORK</u>						
TASK		Task Hours	Fee	Task Hours	Fee	Task Hours	Fee
1	Project Management	114	\$21,532	424	\$85,493	169	\$52,521
2	Basis of Design Report	336	\$106,939	665	\$127,754	223	\$129,275
3	Final Design	756	\$127,514	1,025	\$176,384	718	\$244,650
4	Engineering Services During Bidding	63	\$12,338	117	\$25,714	83	\$19,401
	Total Engineering Services Fee	1,269	\$269,823	2,231	\$415,345	1,193	\$445,847
5	<u>Optional Tasks</u>						
	Seismic Analysis	Not included in scope		133	\$31,455	Not included in scope	
	Geotechnical for Seismic Analysis	Not included in scope		76	\$20,005	Not included in scope	
	Tank Interior Inspection	Included		Included		30	\$15,104
	Site Regrading	Included		Included		116	\$25,400
	Total Engineering Services Fee with Optional Tasks	1,269	\$269,823	2,440	\$466,805	1,339	\$486,351
C	<u>OTHER</u>						
	Number of Drawings	16		17		36	
	Engineering Design Services Fee per Drawing	\$16,864		\$24,432		\$12,385	
	<u>Sub Consultants</u>						
	Electrical	In-house		Not included		In-house	
	Cathodic Protection/Corrosion	In-house		In-house		R.F. Yeager	
	Civil/Mechanical	In-house		Dexter Wilson Engr		In-house	
	Structural	In-house		Peterson Structural		Kelsey Structural	
	Geotech	Not included		Converse Consultants		Leighton	
	Noise Study	Behrens and Associates		Behrens and Associates		In-house	
	Survey	In-house		Cal Vada Surveying		GIS Surveyors	
	Hazardous Materials	CSI Coating		In-house		Aurora Industrial Health	
	CCTV Assessments	Empire Pipe & Cleaning		Not included		Not included	
	Exceptions taken to IRWD Std. Contract						
	DIR Numbers Provided	Yes		Yes		Yes	
	Insurance (Professional & General Liability)	Yes		Yes		Yes	

Note: This page is intentionally left blank.

Exhibit "C"

Irvine Ranch Water District

Proposal for
Engineering Design Services for
the Lake Forest Zone 4
El Toro Tank 1 and 2
Rehabilitation Project

Cannon

Reliable Responsive Solutions

Table of Contents

Cover Letter

Section 1: Scope of Work and Methodology..... 1

Section 2: Team7

Section 3: Experience19

Section 4: Schedule24

Section 5: Required Statements.....25

- Joint Venture
- Conflict of Interest
- Contract Modifications
- Insurance Certification

Budget *(Submitted in a separate sealed envelope)*



**Subject: Engineering Design Services for the Lake Forest Zone 4
El Toro Tank 1 and 2 Rehabilitation Project**

Dear Ms. Mwe:

Irvine Ranch Water District's (District) water storage system plays a critical role in balancing daily fluctuations in water demands and providing adequate water necessary for fire protection in the community. For this project, the District is looking to prepare a rehabilitation plan to upgrade the existing El Toro Zone 4 tanks.

Due to the broad customer base and large number of assets in your portfolio, it is imperative to spend your budget wisely and prolong the life of existing infrastructure in your system. Replacing aging structures or bringing them all into full compliance with current codes is an unavailable option due to the exorbitant costs associated. A system-wide tank evaluation report was prepared to rank the condition of each tank in your system, which also outlined some rehabilitation recommendations for each to maintain safe operations. It is our intent to evaluate the existing inspection report and incorporate these rehabilitation requirements into a constructible plan that will extend the life of the tanks. Repairing and recoating the steel structures will facilitate smooth operation and require less maintenance for many more years to come.

We have evaluated the District's reviewed the inspection reports, as-builts, visited the site, and reviewed goals for the project. We have identified key elements for the success of this project as outlined below. Read more about these key elements for success on page 2.

- Knowledge and Understanding of Code Requirements
- Design Experience and Expertise
- Cost Control
- Schedule

This proposal presents our scope of work and fee estimate to evaluate the coating systems for the two highest priority tanks in your system (the El Toro tanks), recommend corrective action, prepare construction details and bidding documents, and provide bidding support. Once complete, the District will have a set of documents to implement the tank rehabilitation and recoating process of the subject tanks.

Our proposed Project Manager, Mike Kielborn, PE LEED AP, brings direct experience working with Southern California municipalities on many previous tank design and rehabilitation projects, including the District, with the 15.0 MG Zone 1 Reservoir Rehabilitation Project. Cannon has completed several projects similar in nature to the proposed project for Las Virgenes Municipal Water District in Calabasas, including Jed Smith 1, McCoy, and Calabasas Tank Rehabilitation, Saddle Peak and Cordillera Tank Rehabilitation Project, among others. Read more about our relevant project experience on pages 20-23.

We are pleased to propose on this preventative maintenance project and are glad to see the District taking a proactive approach to extend the life of your tanks. We have assembled an experienced team with extensive tank construction and coating knowledge that will make this project a success.

Sincerely,



Mike Kielborn, PE, LEED AP, Civil Senior Principal Engineer
11900 West Olympic Blvd., Suite 530
Los Angeles, CA 90064
☎ 310.664.1166 📠 310.633.4539 📠 310.382.5164
✉ MichaelK@CannonCorp.us



George Jurica, PE, Principal in Charge
16842 Von Karman Ave., Suite 150
Irvine, CA 92606
☎ 949.777.1585 ✉ GeorgeJ@CannonCorp.us
📠 949.753.0775 🌐 CannonCorp.us

Project Understanding

The District's water distribution system and storage amenities consist of numerous facilities that provide drinking water and fire protection to a service area of more than 181 square miles. The District must monitor and inspect the storage reservoirs in the system on a regular basis to confirm the longevity and safety of these facilities. Inspections that are completed can help prioritize the rehabilitation schedules and allow the District to budget for the necessary work. In an effort to streamline this process and prioritize where rehabilitation funds are allocated, a condition assessment of all 37 storage tanks in your system was performed. Based on this evaluation, the Zone 4 El Toro tanks were identified as critical facilities in need of repair and recoating. An inspection of these tanks was conducted with the tanks drained, which confirms that the interior coatings are failing, and several rafters and appurtenances show significant signs of corrosion and need immediate repair.

The El Toro Tank No. 1 is a welded steel tank that was constructed in 1965 and holds 1.04 million gallons of potable water. The El Toro Tank No. 2 is a welded steel tank that was constructed in 1969 and holds 2.05 million gallons of potable water. These tanks are located off of El Toro Road and provide water supply and fire protection storage to the Zone 4 distribution system, as well as serving as a forebay for the District's Lake Forest Zone 4-5 East pump station.

Because there are two tanks located on this site, each tank can be taken out of service independently and rehabilitated, while the other remains in service. Replacement of some of the valves may be required to facilitate a full seal, but isolation should be achievable once that work is completed. The isolation valves are located in a valve pit, which the District would like to enclose in a vault (or multiple vaults) with closing lids. The inlet/outlet configuration appears to have some flexibility in its design, but may not function in the most efficient manner to promote circulation of water within the tanks. We will evaluate the circulation pattern during the preliminary design phase and make recommendations on how to promote more efficient mixing and isolation of both tanks. Circulation of water around the site will also

take into consideration the need to supply the suction header for the pump station.

We intend to inspect both the interior and exterior of the reservoir, including the inlet/outlet setup, roof hatches, ladders, ventilation, valves, fittings, and connections for corrosion. Some of those items are holding up well, and some are not. The interior of Tank No. 1 is coated with coal tar, and needs to all be removed and replaced. The interior of Tank No. 2 is bubbling and also needs to be replaced. The exterior of both tanks are in good condition but have some nicks and minor corrosion that may need repair. Since the interiors of both tanks are being recoated, it makes sense to do an overcoat on the exterior at the same time, which will extend the overall longevity of the facilities. The date of application of the existing coatings is unknown, so we will test to determine the presence of lead and/or asbestos, and we can come up with a plan for possible abatement if necessary.

We anticipate the following modifications may be required as part of this project:

- Strip coal tar and recoat interior (Tank No. 1)
- Remove existing coating system and recoat interior (Tank No. 2)
- Blast, repair, and recoat corroded steel members
- Replace/repair the corroded inlet/outlet piping
- Repair access manway
- Replace level transducer and transmitter
- Replace cathodic protection anodes and parts
- Modify inlet/outlet structure and underground vaults
- Modify yard piping and replace valves as necessary
- Recoat all exposed piping, including vault piping
- Modify or replace roof vent components
- Clean, spot touch-up, and overcoat the exterior
- Install fiberglass interior ladders
- Seal floor drain and install new drain outlet or doorway
- Install overflow catch basin and air gap
- Install drainage catch basins
- Regrade and repave portions of the site

Based on visual evidence of ponding from walking the site, it is evident that the site does not drain properly, which has affected the integrity of some of the paving around the site. This project will require some repaving to be done in certain areas, so addressing the other grading and drainage issues would be prudent to do at this time as well. Because there is an existing storm drain that traverses the site, additional catch basins can be installed to aid in site drainage. We intend to install overflow catch basins at each tank as well, which will tie into the existing storm drain piping. The overflow and drains of both tanks currently connect directly to the storm drain system without an air gap, which is against DDW regulations. As part of this project, we intend to cut the overflow pipe and install an air gap and catch basin at each tank for the overflow to drain in to. The floor drains will need to be capped as well, and a new drain outlet or clean-out style doorway can be installed in its place. The catch basins will connect to the existing CMP storm drain pipe and drain out of the site. As an additional optional item, we will complete a CCTV of the existing storm drain pipe on the site to verify the integrity of the pipe, and identify deficiencies within the pipe. Should additional rehabilitation or repairs be needed on the CMP pipe, they can be addressed under separate scope at a later date.

Overall, the tank structures appear to be in good condition. The tank coatings are failing, but rehabilitation of the coatings will provide more years of life to the tanks. The removal of the interior coatings is imperative to confirm a proper recoating of the interior of the tanks. As part of this project, our team members will visually inspect the tanks to confirm the findings of the reports prepared and note other repairs necessary for inclusion in this project.

We have thoroughly evaluated the District's RFP for the El Toro Tanks Rehabilitation Project, reviewed the inspection reports, as-builts, visited the site, and reviewed goals for the project. Based on this research, we have identified what we consider are the key elements for the success of this project as outlined below.

Key Elements for Success

Knowledge and Understanding of Code Requirements

Developing design alternatives that meet the nuances and subtleties of governing codes and guidelines while remaining pragmatic and cost-effective. The code requirements at the time of construction of these tanks

differ from current code requirements.

The current D-100 specification provided by AWWA has served as the design standard for welded steel tanks since its inception. The ever-changing rules and regulations pertaining to potable water storage has forced us to change the way we design and construct these facilities, and the D-100 specification has been modified over time to provide additional structural stability and to meet these standards. The D-100 references the requirements of ASTM, ANSI, API, AISC, as well as many other published documents. As part of our preparation, our experts will evaluate the changes in code and determine the effect this has on the design and recoating process for this tank.

Design Experience and Expertise

Assigning experienced engineers to work closely with the District staff to define the physical changes to the tanks based on the codes, regulations and needs of the system. We are well-versed in all of the design regulations for welded steel tanks, and will discuss the options for rehabilitation prior to initiating final design. Our intent is to develop a plan that can quickly and cost-effectively be implemented by the contractor selected to complete this project.

Cost Control

Using recent, relevant experience with similar projects to develop cost-effective options to allow the District to prioritize improvements and control the project budget and spending.

Schedule

Developing a project plan and schedule that allows adequate time to plan, design, review, finalize, and deliver the bid package to the District. Summertime water demand will add operational challenges during the draining and rehabilitation of the tank during hot summer months, so many Districts and Agencies tend to avoid this work in the summertime. Completion of the design work will need to take this into account. The sooner the design package is completed, the sooner a contractor can be selected to complete the work. To take advantage of getting competitive bid prices, it is best to have the bid package ready with plenty of advance notice to contractors, whose schedules can get booked in the fall/winter/spring. We have the resources and staffing available to begin this work immediately.

necessary for successful completion of the project.

Scope of Work

The following scope of work from the RFP will be followed as noted below.

Task 1. Project Management

The project requires project set up, scheduling, controlling, and correspondence between the District and project team members. Correspondence includes telephone conversations, emails, project status reports, monthly status, and monthly progress Billings. The following is our understanding of those tasks.

Preparation of Project Status Reports

Cannon will prepare weekly and monthly status reports. Weekly status reports will be via email, and will summarize the progress made over the week, and tasks planned for the following week. As an attachment to monthly progress billings, Cannon will submit monthly progress reports indicating project status, project schedule updates, and summary of project design cost to date.

Meetings and Workshops

Cannon will organize, attend, and conduct meetings and workshops as follows:

- Four – 2-hour meetings
- Four – 2-hour site visit meetings
- One – 2-hour meeting (BOD Workshop)
- One – 2-hour meeting (BOD Presentation)
- Three – 2-hour meetings (Design Submittal Reviews)

Meeting agendas, draft and final minutes for meetings and workshops, and summary reports will be submitted to the District upon completion. Our team will attend a project kick-off meeting as one of the meetings, and conduct a site inspection after the kick-off meeting to discuss and evaluate additional items that are discovered during the inspection.

Quality Assurance/Quality Control

Our team has a robust QA/QC plan that ensures proper care is given to each project, from project planning to completion of the project. We will draw upon the knowledge and experience of our team members through open communication throughout the inspection and design process to make this project a success. This task also provides project oversight and coordination as

Task 2. Basis of Design Report (Preliminary Design)

2.1 Background Information

We will collect, review, and analyze available plans, records, and specifications regarding the project, as necessary to successfully complete contract engineering services for the project. We have already reviewed the inspection reports, studies, and as-built plans prepared for the project locations from previous years. We will use this information to evaluate and identify modifications needed to bring the tanks into code compliance. We will coordinate with the District on the modifications desired that will reduce the operations and maintenance effort required to maintain these tanks. This task will include one meeting with District staff to discuss our findings and prepare a summarized list of the priorities for each tank.

2.2 Site Condition Assessment

A review of the existing site conditions will take place to gather any additional information needed to outline the rehabilitation needs for the site. A visual exterior observation of the tanks will take place to determine the degree of exterior paint chalking and breaks, blisters, or other coating defects. We will also review applicable safety, sanitary, vandalism, and seismic concerns. Safety concerns will include ladder size/design observations, and roof access areas. Sanitary concerns will make note of items such as venting and other tank openings such as overflow air-gaps. Vandalism concerns will involve an evaluation of climb deterrents. Security will be determined with respect to the condition of existing vandal deterrent systems. Seismic concerns will address items such as obvious visual indications of tank movement, flexible couplings, and drain locations. CCTV of the existing 21-inch storm drain pipe will also be conducted from the back of the tank site, down to El Toro road, as access within the pipe will allow. The smaller 12-inch section up the hillside may not be accessible by the camera, but will be included, if possible.

2.3 Tank Access Analysis

Access into the tank can be challenging if significant repairs are needed, or if specialized equipment that cannot fit through the access manways or roof hatches is required to complete the recoating process. These tanks do not

have access doorways, so all equipment and materials will have to fit through the manway or roof hatch unless a new access door is installed. Because we need to remove the floor drain, a new access doorway can be installed that will facilitate both of these needs. There may also be a location where a door sheet was utilized for construction, so we will look at that option as well if larger access is needed. The structural implications to these options will be reviewed, and specific recommendation will be made for each tank.

2.4 Grading Plan

Due to the uneven terrain and ponding occurring around the site, we will prepare a grading plan for the reservoir site that addresses the uneven pavement at the entrance to the site and the areas around the two tanks. It is anticipated that the project will include repaving the entire site (minus the area around the pump station) at the end of the Project, we will prepare a grading and paving plan to address the site issues. Survey of the site, including the paved areas within the fence line and the access road from Byron Way will be completed by Cannon's survey team and used to complete the grading and paving plans.

2.5 Noise Study

We have teamed with Behrens & Associates to perform the noise monitoring study for the project. Due to the close proximity of homes in this residential neighborhood, we will prepare a noise study for the Project that documents the baseline and anticipated noise levels during construction along with options for complying with the noise ordinance and options for addressing potential concerns from sensitive receptors in the surrounding community. The noise study shall include the following:

- Field measurements of existing ambient noise levels at the project site to understand the condition prior to construction.
- Compile and inventory the relevant mechanical characteristics of the equipment proposed for use during construction. Examine and analyze the manufacturer's data sheets to identify appropriate noise criteria to be used in the analysis. It is anticipated that the noise analysis will include evaluation of all blasting equipment and processes, air compressors, humidifiers, pumps and motors, and electrical equipment.

- Construct a 3-D computer model to analyze the ambient and expected noise levels during construction.
- Assess the impact of construction noise levels and offer mitigation measures (e.g., acoustic panels, baffles, barriers, adjusted work hours, etc.) to reduce the noise to acceptable levels. Any proposed mitigation measures shall be added to the noise model, which shall be re-run to confirm the measures are appropriate.

The construction of the site improvements shall comply with the City of Lake Forest's noise ordinance while also considering the sensitivity of the surrounding residential community. The final noise study shall be summarized in a Technical Memorandum that provides options for how to mitigate this issue during construction, and recommendations for implementation measures to include in the bidding documents. Should additional design of noise mitigation measures be needed for inclusion in the plans or bid documents, they can be provided under separate scope after they have been identified by the noise study.

2.6 Hazardous Materials Inspection and Testing

It is unclear if any coating films contain heavy metals. This information is critical to developing maintenance plans. We will collect samples from both the interior and exterior surfaces of the structure. Each retrieved coating sample will be analyzed for total lead, cadmium, and chromium content (% weight/ppm) using an accredited AIHA laboratory. Analysis will be completed using EPA Method 3050/3010B. A collected bulk sample will also be analyzed for asbestos content. This testing protocol meets the state and federal requirements for this type of work. The objective of the inspection is to identify locations where hazardous materials, such as asbestos and lead paint, may be present in the construction materials that will be disturbed during construction of the Project. We have teamed with CSI Services to perform a certified dive into the reservoir to collect the required information. We will prepare and submit a safety plan for IRWD review and approval prior to completing the work. The steel tanks will remain operational throughout the inspection. A technical report summarizing the inspection, the findings, laboratory results, and identification of any special permits or procedures required for the demolition or coating preparation for the Project will be submitted for review. CSI will also take measurements of the thickness of the coal tar on the floor of Tank 1, so haul off quantities can be calculated for the bids.

2.7 Structural Evaluation

In order to determine what structural components were used in construction of the tank, we will perform an interior inspection of the tank to gather beam, column, and rafter information. We will use an inflatable raft to float the surface of the tank, which will allow us to look at the structural integrity of the steel members of the tanks. This will be performed in conjunction with the hazardous materials testing, by our certified dive team. Once all of this information is gathered, we will perform a structural evaluation of the tank, and compare the existing structure to current AWWA D-100 design criteria standards. If improvements can be made to bring some of the tank components up to code, we will outline those items for discussion and inclusion in the project. If major structural modifications are required to bring the tanks up to code, those can be added as additional scope items at a later date if requested by the District.

2.8 Summary of Recommended Improvements

Using the information obtained in the research and field inspections tasks, we will prepare a summary of our recommendations for the work to be completed, and what standards must be adhered to for the work. Recommendations on coatings and appurtenances will be included in this summary. This will be a comprehensive summary based on the physical observations and our professional opinions. Specific items of note as part of this evaluation include:

- Coatings recommendations
- Inlet/outlet piping configurations
- Vault, valve, and piping modifications
- Seismic considerations (flexible pipe joints, sloshing wave height, overturning, etc.)
- Rafter repair or replacements
- Overflow modifications
- Floor drain and cleanout door upgrades
- Catch basins and storm drain connections
- Cathodic anode, handhole, and panel replacement
- Electrical upgrades (level transmitter and flowmeters)

2.9 Construction Sequence and Duration

To aid in the process of determining how much time the tanks will be out of service for the rehabilitation project, we will prepare an expected sequencing and duration for

items recommended. This will help aid in the planning and bidding phase, so contractors have a clear expectation of the work required and how long it is expected to take. Getting the tanks back in service in the shortest amount of time is highly beneficial to the District, and planning the outage duration is critical to the operation of the District's system.

2.10 Schedule of Work Items

A Schedule of Work items will be prepared for inclusion in the Bid Documents. The draft schedule of work will include bid item descriptions for each of the proposed improvement and demolition activities, along with specific quantities for each bid item.

2.11 Project Schedule

A project schedule will be prepared in Microsoft Project, which includes the design, bidding, and construction activities. The schedule will include critical factors impacting the project schedule to confirm that the project is completed in accordance with the proposed schedule.

2.12 Opinion of Probable Cost

A detailed and itemized opinion of probable construction cost for the proposed facilities will be prepared that corresponds to the Schedule of Work items in the Bid Documents.

2.13 Basis of Design Report (BOD)

We will prepare a basis of design memorandum that summarizes the information provided in the field inspection reports, as well as observations made at the site visits and information gathered from previous reports and as-built plans. We will prepare recommendations on corrective actions needed, and the implications those will have on the budget and schedule. This memo will serve as the design basis for the project moving forward.

Task 3. Final Design

3.1 Project Manual

Using the District's standard format for Contract Documents, we will prepare the Project Manual for the tank rehabilitation. Technical specifications will be added to the District's front-end documents. Technical specifications for blasting and coatings will be prepared for the interior and exterior surfaces of each tank. Our experienced team will provide specifications for steel and welding repairs, roof vents, cathodic protection equipment and materials, exterior valves, chime gap, and piping.

3.2 Construction Plans

Plans for the rehabilitation of the tanks will be prepared using the applicable AWWA standards and specifications. We will prepare drawings to facilitate the repair of the tanks in areas that have been identified as needing attention. The following repairs are anticipated but are interchangeable based on the needs of the project after additional inspection and the BOD Report has been completed. Plan sets at 60%, 90% and 100% will be submitted for review. Plans will include the anticipated following sheets:

Title sheet • Notes sheet • Site plan • Tank No 1 Plan • Tank No 2 Plan • Piping plan • Piping details • Piping and vault details • Tank No 1 Details • Tank No 2 Details • Paving and Drainage Plan • Blasting and coating details/notes • Structural notes • Structural details • Structural details • Cathodic protection details

Specific design details will be developed for the recommended improvements identified in Task 2.8, and in the Final BOD Report. These details will be included in the above plan sheets for inclusion into the bid documents as part of the recoating project.

3.3 Project Schedule

An ongoing updated schedule will be provided to the District to show the design activities, and how the schedule will impact the construction timeline for the project. As milestones are completed, the schedule will reflect the real-time durations and anticipated completion of tasks.

3.4 Opinion of Probable Cost

We will provide a detailed construction cost estimate consistent with the Project Manual bid schedule at the 60%, 90%, and 100% levels of progress on the project, and upon submittal of the final Bid Documents. Our recent relevant experience on similar projects will allow us to provide a solid budgetary number for the work to be completed on this tank.

3.5 Design Deliverables

Based on the finalized project design, we will prepare and submit a Final Construction Documents Bid package. This submittal package will contain complete construction plans, technical specifications, and an opinion of probable

construction costs. The final plans will incorporate comments from the reviews of the previous submittals, and use the District's front-end bidding documents, supplemented with the specifications needed for construction. We will provide electronic copies and one master copy set of the complete bid package on permanent media.

Task 4. Bidding Assistance

During the bidding period, Cannon will assist with providing information and clarification of bid documents to prospective bidders. This will include the preparation of up to two addenda including revisions to the design plans and specifications and assistance with addressing bidder questions. During the bidding process, we will attend the pre-bid conference and bid opening. If there are questions during the bidding phase, we will prepare responses to requests for information (RFIs) and prepare addenda as necessary. We will compile questions and distribute them to prospective bidders.

4.1 Plan Revisions

Should plan revisions be required to adequately satisfy bidders' questions, we will prepare updated sheets to clarify those questions. Updated construction drawings will be provided for issuance in an Addendum.

4.2 Specification Revisions

Should revisions to the technical specifications be required to adequately satisfy bidders' questions, we will prepare updated information to clarify those questions. Updated specification sections will be provided for issuance in an Addendum.

4.3 Bidder Questions

During construction, we will review and formally respond to Requests for Information and provide the contractor with the information needed to progress with construction.

4.4 Pre-Bid Meeting

Cannon's project manager will attend a one two-hour pre-bid meeting and a site visit with potential bidding contractors.

Since 1976, Cannon has provided services to clients throughout Central California, Southern California, and Central Coast of California. Our staff of professionals includes registered civil, structural, mechanical, and electrical engineers; construction managers and inspectors; funding administrators; instrumentation and controls (SCADA) specialists; licensed land surveyors; and planners. In addition, we employ experts in 3D scanning and modeling, permitting and compliance, Low Impact Development (LID), and the LEED certification process.

As a full-service engineering, surveying, and construction management firm, with more than 135 professionals, Cannon can provide services from grant management and project planning through design, construction, and project closeout. We have specialists in water resources, hydrology and hydraulics; water utilities, street rehabilitation, drainage design, sewer design, roadway design; sewer and dry utilities; resource coordination; and construction scheduling and inspections.

Experience Counts

Cannon offers relevant expertise in the following areas:



Team Proximity

Cannon's Los Angeles office is located less than 25 miles from the District. Our proximity allows our engineers to be readily accessible to the District during both design and construction.

In addition, because we are flexible with impromptu meetings, we are able to immediately respond to job site concerns.

Office Locations

Services for the District will be provided primarily from our Los Angeles office with support from our other offices.

Los Angeles

11900 W Olympic Blvd.
Suite 530
Los Angeles, CA 90064
☎ 310.664.1166

Ventura

305 S Kalorama St.
Suite A
Ventura, CA 93001
☎ 805.503.4590

Irvine

16842 Von Karman Ave.
Suite 150
Irvine, CA 92606
☎ 949.753.8111

San Luis Obispo

1050 Southwood Dr.
San Luis Obispo, CA 93401
☎ 805.544.7407

Cannon's DIR No.: 1000001861

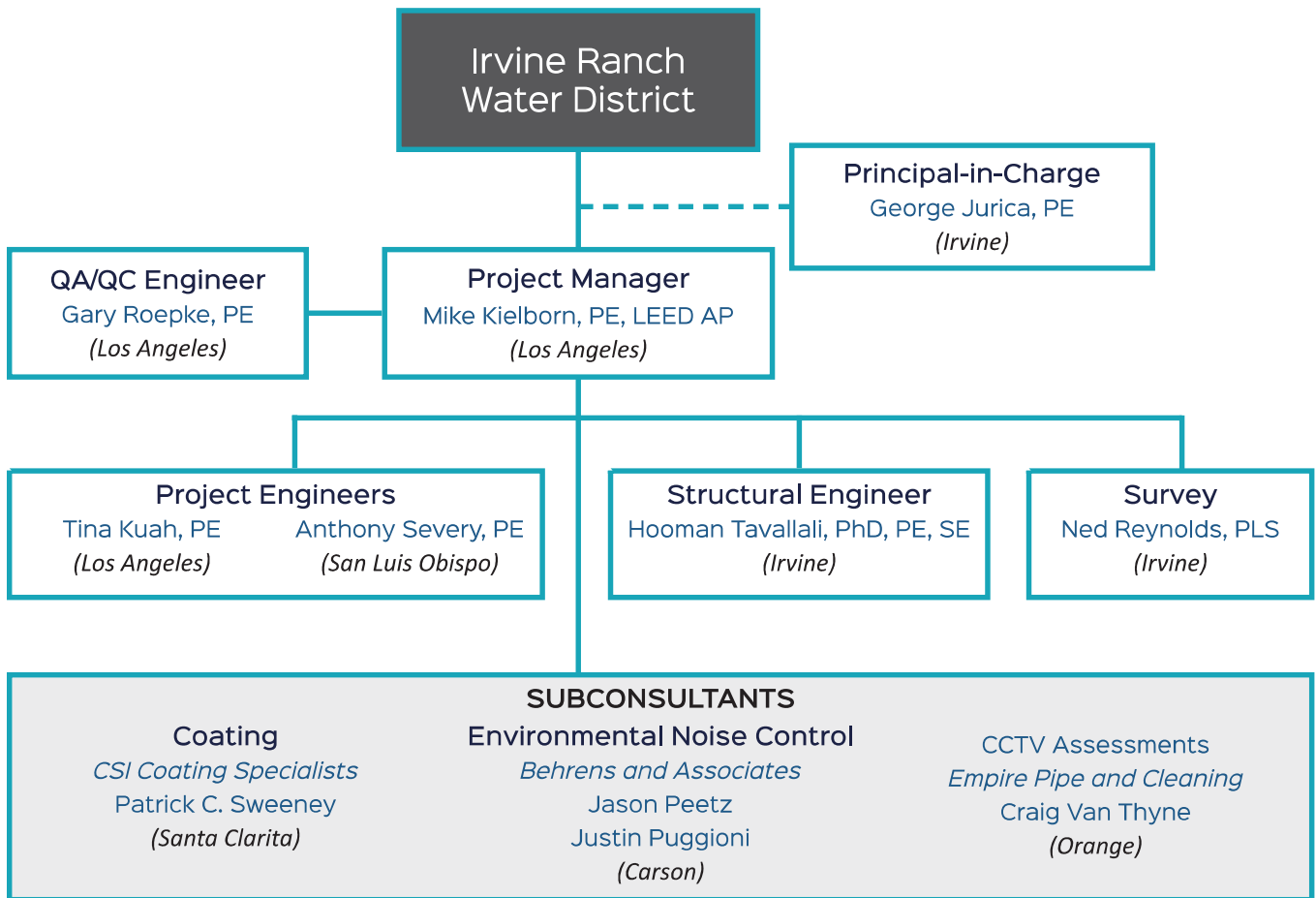
Experience With Public Agencies/Utilities

Cannon has had the opportunity to build professional relationships with many water districts, cities, counties, and local agency representatives. The following abbreviated list presents a summary of some of those agencies:

- Irvine Ranch Water District
- Las Virgenes Municipal Water District
- Montecito Water District
- Calleguas Municipal Water District
- Camrosa Water District
- Casitas Municipal Water District
- Crescenta Valley Water District
- Golden State Water Company
- Goleta Water District
- Monte Vista Water District
- Santa Clarita Valley Water Agency
- City of Los Angeles
- County of Los Angeles
- County of San Luis Obispo
- City of Buellton
- City of Carpinteria
- City of El Monte
- City of Fullerton
- City of Goleta
- City of Solvang
- City of Ventura
- City of Garden Grove
- County of Ventura
- County of Santa Barbara

Organizational Chart

The following key staff are experts in design and construction support services on water resource projects. In addition, they have a long history teaming on tank rehabilitation and water projects that have enabled them to fine-tune their collaboration and coordination to deliver successful projects on time and within budget. As requested in the RFP, we have included the office location of each staff member.



Key Personnel Availability

The chart below depicts our key staffs' availability for the proposal project.

Team Member, Role	Availability
Mike Kielborn, PE, LEED AP Project Engineer	75%
George Jurica, PE Principal-in-Charge	10%
Gary Roepke, PE QA/QC Engineer	25%
Tina Kuah, PE Project Engineer	85%
Anthony Severy, PE Project Engineer	80%
Hooman Tavallali, PhD, PE, SE Structural Engineer	20%
Ned Reynolds, PLS Land Surveyor	35%
Patrick C. Sweeney Coating	20%
Jason Peetz Environmental Noise Control	20%
Justin Puggioni Environmental Noise Control	20%
Craig Van Thyne, CCTV Assessments	20%

Mike Kielborn, PE, LEED AP Project Manager



Professional Registration

- Registered Civil Engineer, California, No. 70112
- LEED Accredited Professional
- Certified Horizontal Directional Drilling (HDD) Inspector

Education

- Bachelor of Science, Civil Engineering, Loyola Marymount University, Los Angeles, California

Professional Affiliations

- Association of Water Agencies of Ventura County
- American Public Works Association
- American Water Works Association
- California Water Environment Association
- North American Society for Trenchless Technology
- National Association of Sewer Service Companies

Mr. Kielborn specializes in water and wastewater management planning; water supply, storage, and distribution; and sewer system engineering. Since 1999, Mr. Kielborn has provided construction management/inspection services, primarily working in underground utility construction and infrastructure design. Since 2003, he has served as Project Manager for improvements to water supply and wastewater systems for numerous reservoirs, pump stations, wells, surge tanks, major water transmission mains, and trunk sewers.

Mr. Kielborn is a certified Horizontal Directional Drilling Inspector. He has effectively translated his knowledge of construction practices into creating facility designs that are more efficiently constructible. Mr. Kielborn has developed excellent project management, cost estimation, in-field engineering management, inspection, coordination, and scheduling abilities for multi-million-dollar projects.

Saddle Peak and Cordillera Tank Rehabilitation Project, Calabasas, California: The Saddle Peak and Cordillera Tanks are welded steel tanks constructed in 1964 and 1993, respectively. Cannon was selected by LVMWD to provide tank improvements to both tanks, facilities, and appurtenances. Cannon prepared plans, specifications and opinions of probable costs for this project. Cannon also handled coordination meetings, construction observation, and construction staking. Mr. Kielborn served as Project Manager.

Steel Tank Interior Rehabilitation at the Lenain Water Treatment Plant, Anaheim, California: The City of Anaheim's chemical storage system at the Lenain Treatment Plant plays a critical role in supplying safe and clean potable water for distribution to the community. Preliminary research showed that two of the City's 3,000-gallon chemical storage tanks, which aided in disinfecting the City's drinking water supply, were experiencing coating failures. The City selected Cannon to provide engineering and design services for the tank's rehabilitation plan that would prolong the life of the facility and protect the water supply overall. Cannon's scope included evaluating the coating systems; recommending corrective action; assisting with chemical selection and procurement; preparing construction plans, details, and documents; and assisting during bidding and construction. Mr. Kielborn served as Project Manager

Select Project Experience Summary

Mr. Kielborn has served as Project Manager or Project Engineer on the following projects:

- 15 MG Zone 1 Reservoir Coating and Improvements Project, Irvine, California
- Blanca and Kings Tanks Rehab Project Description, Morro Bay, California
- Chalk Hill Reservoir 2, Solvang, California
- Nutmeg Water Distribution Tank Rehabilitation, Morro Bay, California
- Lower Busch Storage Tank Replacement, Los Angeles County Water District No. 29, Malibu, California
- El Verano Hydropneumatic Tank Replacement, Atascadero, California

George Jurica, PE Principal-In-Charge



Mr. Jurica has more than 45 years of experience as a Project Engineer, Project Manager, and Principal-In-Charge, with relevant experience encompassing planning, design, and construction of major public works infrastructure and facility projects. He has extensive experience working on public agency projects throughout Southern California.

Select Project Experience Summary

Professional Registration

- Registered Civil Engineer, California, No. 44813, Arizona No. 27191, Colorado No. 18563, Texas No. 55430

Education

- Master of Business Administration, Construction Management, University of Denver, Denver, Colorado
- Bachelor of Science, Engineering, University of California, Los Angeles, California

Professional Affiliations

- Board Member – ACEC, Orange County
- Board Member – APWA, Southern California Chapter

Awards

- APWA, Southern California, 2013 California Private Sector Leader of the Year
- ASCE, Los Angeles, 2003 Outstanding Civil Engineer in the Private Sector

- Anaheim Modjeska Park Underground Storm Water Detention and Infiltration System, Anaheim, California
- San Juan Water Main Replacement, Sewer Main Improvements, and Street Reconstruction Project, Fullerton, California
- City of Long Beach Pedestrian Access Curb Ramps, Long Beach, California
- Newport Beach Concrete Street Pavement Reconstruction, Newport Beach, California
- City of Lake Forest ADA Access Ramp and Sidewalk Improvements, Lake Forest, California
- Jamboree and Main Intersection Improvement Project, I-405 NB On-Ramps to Kelvin, Irvine, California
- Cerritos Avenue Sidewalk Gap Closure, Anaheim, California
- LINK US / LA Metro Union Station, Los Angeles, California
- Shoemaker Bridge Replacement, Long Beach, California
- Engineering Design Services for Pavement Rehabilitation Projects, San Juan Capistrano, California
- Roadway Rehabilitation Program, Port of Long Beach, California
- Crystal Canyon Road Drainage and Pavement Rehabilitation Project, Eastern Orange County, California
- Jeffrey Road/Portola Parkway Infrastructure Improvements, Irvine, California
- Portola Parkway Infrastructure Improvements, Irvine, California
- Portola Parkway, Portola Springs, and Modjeska Project, Irvine, California
- On-Call Civil Engineering Services and Land Surveying Services, Rancho Palos Verdes, California
- Trail Improvements for the Palos Verdes Drive West Median Beautification Project, Rancho Palos Verdes (RPV), California
- Alta Mira Canyon Culvert Modification, Rancho Palos Verdes, California
- Farragut Avenue Improvements, Moreno Valley, California
- South Lasselle Safety Corridor, Moreno Valley, California
- POLB Pier B On-Dock Rail Support Facility, Long Beach, California

Gary Roepke, PE QA/QC Engineer



Professional Registration

- Registered Civil Engineer, California, No. 48693

Education

- Bachelor of Science, Civil Engineering, Iowa State University, Ames, Iowa

Professional Affiliations

- American Water Works Association
- American Public Works Association
- Association of Water Agencies of Ventura County
- Southern California Water Utilities Association
- American Society of Civil Engineers
- City and County Engineers Association

Mr. Roepke has more than 50 years of professional experience in a wide variety of civil engineering projects. He has been the project manager for municipal, industrial, commercial, and military facility projects involving lift stations for water systems, including treatment, supply, transmission, and distribution systems; pumping stations for drainage and flood control systems; wastewater collection and pumping systems; and construction administration, inspection, and start-up. Many of these projects included analysis of the existing lift station and pumping requirements, including studies, reports, and design of lift stations and pump stations to meet those requirements. These projects have consisted of both new construction and upgrades to existing facilities.

AG 3 Non-Potable Tank Improvements, Camarillo, California: Camrosa Water District needed to replace a 50,000-gallon, anchored, bolted steel, non-potable tank with a 100,000-gallon tank, due to damage and it being undersized. The tank is in an agricultural area at the end of Gerry Road in Camarillo and up a 1,300-foot unpaved road. The Cannon Team was selected to provide civil, structural, and electrical design; topographic survey; and geotechnical investigation and recommendations. The civil design involved access road improvements and paving around the new tank and site, drainage improvements/modifications, piping, appurtenances, and catch basin. We provided structural design for a retaining wall and concrete foundation. Our electrical team provided conduit design and coordination for District designed and engineered electrical equipment. We also provided a topographic survey. Mr. Roepke served as QA/QC Engineer.

Saddle Peak and Cordillera Tank Rehabilitation Project, Calabasas, California: The Saddle Peak and Cordillera Tanks are welded steel tanks constructed in 1964 and 1993, respectively. Cannon was selected by Las Virgenes Municipal Water District (LVMWD) to provide tank improvements to both tanks, facilities, and appurtenances. Cannon prepared plans, specifications, and opinions of probable costs for this project. Cannon also handled coordination meetings, construction observation, and construction staking. Mr. Roepke served as Senior Civil Engineer.

Select Project Experience Summary

Mr. Roepke served as Project Manager, QA/QC Engineer, or Civil Senior Engineering on the following projects:

- 15 MG Zone 1 Reservoir Coating and Improvements Project, Irvine, California
- Nutmeg Water Distribution Tank Rehabilitation, Morro Bay, California
- Tank Fall Protection, Western Municipal Water District Riverside, California
- Cornell Pump Station Evaluation, Las Virgenes Municipal Water District, California
- 5.0-MG Reservoir, Ventura County Waterworks District No. 8, City of Simi Valley, California
- Reagan Presidential Library 1.5-MG Reservoir, Ventura County Waterworks District No. 6, City of Simi Valley, California
- 3.0-MG Groundwater Storage Reservoir, Los Angeles County Waterworks District 40, Palmdale, California

Tina Kuah, PE Project Engineer



Professional Registration

- Registered Civil Engineer, California, No. 70876

Education

- Bachelor of Science, Civil Engineering, University of California, Los Angeles, California

Professional Affiliations

- American Society of Civil Engineers
- American Water Works Association

Ms. Kuah brings 20 years of experience in performing transient surge analysis for pressurized water conveyance systems: potable, recycled, raw, and sewer. She is responsible for performing hydraulic (i.e., steady state) and water hammer analysis for pressurized and gravity flow systems subjected to pressure surges created by pump power failure, normal shutdown and startup of pumps, control valve operation, turbine failure and pipeline breaks. In addition, she designs the pressurized surge tanks, vacuum relief valves, flywheels, standpipes, and surge relief valves as protection for the system subjected to adverse pressure surges. Specializing in surge analysis, Ms. Kuah has also installed transient pressure monitors throughout water systems, gathered, and analyzed the actual pressures occurring in the systems. She has worked with numerous agencies and municipalities throughout California including the Los Angeles Department of Water and Power and the County and City of San Francisco Department of Public Works.

15 MG Zone 1 Reservoir Interior Coating and Improvements, Irvine, California:

Irvine Ranch Water District's (IRWD) Zone 1 Reservoir is a welded steel tank that holds 15 MG of potable water. IRWD needed to complete an evaluation of the tank and prepare a recoating and repair plan to rehabilitate the tank. The scope of work included evaluating interior coating options for the blistering walls; remediating portions of corroded interior steel; replacing damaged and/or corroded appurtenances; providing improvements for securing the submersible sample pump and tank mixer; and designing improvements for the internal cathodic protection system. Cannon provided engineering design services. This included a diver inspection, basis of design memorandum, and final repair plans and specifications. Cannon also provided construction support and coatings inspection throughout the duration of construction. Ms. Kuah served as Project Engineer.

Saddle Peak and Cordillera Tank Rehabilitation Project, Calabasas, California: The Saddle Peak and Cordillera Tanks are welded steel tanks constructed in 1964 and 1993, respectively. Cannon was selected by Las Virgenes Municipal Water District (LVMWD) to provide tank improvements to both tanks, facilities, and appurtenances. Cannon prepared plans, specifications, and opinions of probable costs for this project. Cannon also handled coordination meetings, construction observation, and construction staking. Ms. Kuah served as Project Engineer.

Select Project Experience Summary

Ms. Kuah has served as Project Engineer on the following projects:

- Blanca and Kings Tanks Rehab Project Description, Morro Bay, California
- Nutmeg Water Distribution Tank Rehabilitation, Morro Bay, California
- Cornell Pump Station Evaluation, Las Virgenes Municipal Water District, California
- Suburban Water Systems, Plant 209 – Engineering Design Services, Covina, California
- Eureka Well Replacement Project, Nipomo Community Services District, Nipomo, California

Anthony J. Severy, PE Project Engineer



Professional Registration

- Civil Engineer, California, No. 82551

Education

- Bachelor of Science, Civil Engineering, California Polytechnic State University, San Luis Obispo, California
- H2ONET Certified, Water Distribution Modeling

Professional Affiliations

- American Society of Civil Engineers, Past President, Central Coast Chapter (2014-2015)
- Practitioner advisor for Cal Poly student chapter ASC

Mr. Severy specializes in water resource, street, and stormwater enhancement projects, Mr. Severy will work as part of the design team responsible for the majority of initial design, plan preparation, development of technical specifications and estimates, and data compilation. In addition, he assists with the development of proposals and fee estimates; provides field observation and generates reports; conducts project research; delivers communications to clients, agencies, and vendors; and provides calculations and modeling services. He will perform engineering design work that involves conventional practices as well as complex features such as conflicting design needs, innovative solutions where conventional methods are unsuitable, and difficult coordination requirements.

City of Norwalk Distribution Pipeline Replacement, Norwalk, California: Cannon was selected by the City of Norwalk to provide professional civil engineering and design for the City's Distribution Main Replacement Project as identified in the City's 2014 Water Master Plan. The project spanned across several streets totaling a length of 7,700 linear feet in replacement of 4- to 10- inch water mains. Cannon's scope of services included preliminary and final engineering and design items such as as-built research, investigation, and review; utility research and notification; field surveys; plans, specifications, and cost estimate (including probable construction cost); construction technical specifications and documents; pre-construction/construction services during the bidding period; and meetings and reports. As Project Engineer, Mr. Severy assisted in the design, detailing, and preparation of plans and construction documents for a new domestic Distribution water main.

Water Main Replacement, Santa Monica, California: As part of the City's ongoing phased program to upgrade aging, deteriorating, and undersized water mains, the City of Santa Monica identified 10 locations for its Water Main Replacement and Upgrade Project. The mains vary in length and diameter and are in the City's three pressure zones of 250, 350, and 500. Most of the water mains were confined in residential alleys with some in commercial alleys as well. Cannon was selected to provide engineering and design services for the water mains and was recently tasked with providing construction management and inspection services for installation of the replaced/upgraded pipelines. Mr. Severy served as Project Engineer.

Summary of Select Project Experience

Mr. Severy served as Civil Engineer or Project Manager on the following project:

- Dean Zone Tank, Pump Station, and Disinfection Facility, Santa Clarita, California
- San Juan Area Water Main Replacement, Fullerton, California
- Avenue O-12 and 25th West Water Demand Analysis and Pump Station Design, Palmdale, California
- Olympic Water Transmission Main, Santa Monica, California
- Water Main Replacements, Beverly Hills, California
- Sweetwater Mesa Pipeline and Reservoir, Malibu, California
- Calleguas-Las Virgenes Municipal Water District Interconnection Project, West Lake Village, California

Hooman Tavallali, Ph.D., PE, SE Structural Engineer



Mr. Tavallali brings 12 years of experience leading and managing structural design, including projects such as high-rise buildings, schools, hospitals, multi-family housing facilities, and commercial office buildings. His expertise includes reinforced concrete, steel, post-tensioned construction, masonry, deep foundation and shoring, and wood and cold form steel construction. Mr. Tavallali is responsible for tasks such as project budget and time management, quality control, providing design guidelines and employee training, and client service management.

Professional Registration

- Civil Engineer, California, No. 82160
- Structural Engineer, California, No. 6738; Nevada No. 027089; Hawaii No. 19379

Education

- Ph.D., Architectural Engineering (Structures), Pennsylvania State University, University Park, PA Dissertation: Cyclic Response of Concrete Beams Reinforced with Ultrahigh Strength Steel
- Master of Science, Civil Engineering, Sharif University of Technology, Tehran, Iran
- Bachelor of Science, Civil Engineering, Shiraz University, Shiraz, Iran

Professional Affiliations

- Member, American Concrete Institute (ACI)
- Structural Engineering Association of California (SEAOC)
- Co-Chair, SEAOSC Disaster Emergency Services Committee, 2022-2023
- Vice Chair, Professional Practice Committee, SEAONC, 2021-2022

Pump Station 1320 Zone, Anaheim, California: Cannon is providing engineering and design services to deliver high-quality construction documents that will result in a robust water system lasting for decades to come. The City has grown since installation of the current infrastructure—over a century in some cases. Some infrastructure is undersized or lacking the redundancy required for the current and projected water needs of the community. Successful completion of this project will result in more reliability under shut down and emergency conditions, an improved system capacity, and a shift in maintenance staff-focus from reactionary to predictive/preventative.

Port of Long Beach Pier J Berths 243-247 Wharf Concrete Repairs, Long Beach, California: As part of an existing on-call contract between the Port of Long Beach, Cannon provided repair details for structural damage documented by Moffatt & Nichol in 2019 at Pier J. The inspections included both above and below water observations documented in photographs and written summaries. Cannon prepared and submitted a report identifying damage classified from severe to minor. The pier consists of a concrete working surface supported by pre-cast concrete piers driven into the seabed. The repair documents addressed specific damage types at each of the repair locations and included treating exposed rebar, patching spalled concrete, injecting cracks, and protective wraps.

Select Relevant Experience Summary

- Las Virgenes Municipal Water District (LVMWD) Cornell Pump Station, Las Virgenes, California
- Santa Clarita Valley Water Association (SCVWA) Skyline Ranch Pump Station, Santa Clarita, California
- SCVWA Telemark-Peterson Recycled Pump Station, Santa Clarita, California
- Port of Long Beach 518-3137 Pier S Container Support Facility Project, Long Beach, California
- Blythe Station Integration, Phase 2, Blythe, California
- SpaceX Building 398 Modifications, Lompoc, California
- Vandenberg Space Force Base SLC-6 FUT Evaluations, Lompoc, California
- SOF Naval Special Warfar Group-11 Operations Support Facility, San Diego, California

Ned Reynolds, PLS Land Surveyor



Mr. Reynolds brings more than 35 years of experience in the surveying field working with a variety of survey equipment such as manual and robotic total stations, static, RTK, and network GPS. As a land surveyor, he has served in the field and office on numerous public infrastructures, land development, industrial, residential, and commercial construction projects.

As a mapping specialist his responsibilities include directing field crews, establishing boundaries and annotation using AutoCAD Civil 3d for Subdivision, Record of Survey and ALTA Survey. He prepares Tract Maps, Lot Line Adjustments, Legal Descriptions for Easement Deeds, and Certificates of Correction and Condominium Plans.

Professional Registration

- Professional Land Surveyor, California, No. 7725

Professional Affiliations

- California Land Surveyors Association – State Chapter

Software Skills

- AutoCAD (Civil 3D, Map)
- Trimble Business Center
- Trimble Access
- Legal-Aid

Summary of Select Project Experience

Mr. Reynolds has served as Land Surveyor on the following projects:

- Potrero Canyon Reservoir #3, Banning, California
- KB Home Countryview Construction Staking, Riverside, California
- Artesia Blvd. Arterial Improvement, Gardena, California
- Coldwater Canyon, Pavement Design and Construction Support, Beverly Hills, California
- Alta Survey, followed by Tract No. 17747, Lighthouse project for Taylor Morrison, City of Costa Mesa, California
- Field surveying, boundary resolution, and topographic surveying Tract Nos. 77096 and 77097, Edgewood project for City Ventures Homebuilding, City of Long Beach, California
- Field surveying, boundary resolution, and topographic surveying for an ALTA survey followed by Lot Line Adjustment No. LL 0000795 and Tract No. 19021, Nolin project on Lincoln Avenue (East of Beach Blvd.) for Landsea Homes, City of Anaheim, California
- Field surveying for final monuments and subsequent certificate of correction for numerous subdivision maps, Southern California
- Field surveying, boundary resolution, and drafting for subdivisions and record of survey maps on approximately 50-75 field maps (with his professional survey stamp), Sonoma to San Diego County, California

Subconsultants

Behrens and Associates, Inc., Environmental Noise Control, provides specialized products and services for noise and vibration measuring, monitoring, mitigation and control. They offer technical support services for noise and vibration measurement, analysis, mitigation and noise abatement. Engineered solutions for construction site noise barriers, indoor and outdoor equipment enclosures, code and regulatory compliance, film and entertainment locations, EIR, EIS, HUD, OSHA, CAC Title 24, CEQA and Traffic Noise Programs are available.

Behrens and Associates, Inc.
Environmental Noise Control



DIR No.: 1000018695

Jason Peetz Environmental Noise Control

Education

Bachelor of Science, Mechanical Engineering, University of California Los Angeles,

Mr. Peetz is an Acoustical Engineering Manager with extensive field noise and vibration measurement experience. Mr. Peetz manages the daily operations of the Behrens and Associates, Inc. acoustical engineering department and is responsible for maintaining and improving the quality of work produced by the department.

Mr. Peetz has developed an extensive background in field noise and vibration measurement, field data analysis, continuous noise and vibration monitoring, computer noise modeling, mitigation design, code compliance, environmental impact reports, indoor building acoustics, noise impact analysis, acoustical beamforming, noise source identification, and acoustical report writing. He utilizes these skills to complete acoustical projects in the oil and gas, industrial, commercial, construction, entertainment, and environmental industries.

His past work includes acoustical measurement, assessment, and mitigation design for drill rigs, hydraulic fracturing, compression, HDD pipeline operations, tunnel boring, water well drilling, water wellhead pumps, pile driving, demolition, soil stabilization, construction, public works, concerts, entertainment events, and vulnerable animal species. He has worked with clients to assess compliance and develop mitigation to comply with FERC, COGCC, CEQA, and HUD noise requirements, as well as numerous other city, township, county and state noise and vibration standards.

Justin Puggioni Environmental Noise Control

Education

- Bachelor of Engineering (BEng) in Mechanical & Manufacturing Engineering, University of Melbourne, Australia

Mr. Puggioni has extensive experience in most aspects of the acoustic engineering field. Since 2010 he has provided acoustic services including computer noise modeling for energy projects, residential and commercial noise studies, code compliance studies, construction noise projects, traffic noise mapping and noise/vibration monitoring. He has gained extensive field noise and vibration measurement, data collection and analysis experience on a wide variety of projects across the United States, Canada and Australia. With his experience delivering acoustics services for oil and gas, horizontal directional drilling, compressor stations, wind energy, solar energy and energy storage developments, Mr. Puggioni demonstrates strong technical leadership in environmental noise for energy infrastructure.

Empire Pipe Cleaning and Equipment Inc. has been providing sewer and storm drain cleaning and video inspection of pipelines for over 26 years. They work with their customers to provide annual maintenance contracts, project work, or single jobs. A list of their services includes the following:



- Pipeline CCTV Inspection
- Manhole Assessments
- Catch Basin Cleaning and Inspection
- Conduit Cleaning and Inspection
- Sewer and Storm Drain Cleaning
- Hydro-Excavating
- Smoke Testing

Empire uses trained and certified NAASCO MACP inspectors to assess the condition of the manhole and code the appropriate observations using WinCan MACP certified software. The software is specifically designed for CleverScan and a viewer will be supplied to the customer for condition assessment of the manholes. Crews have performed thousands of inspections for various agencies.

Craig Van Thyne CCTV Assessments

Professional Registrations

- NASSCO Certified CCTV Inspection Operator
- California State Contractors License C36 and C42
License Number 363528

Education

- Master of Science, Metallurgical Engineering, Colorado School of Mines
- Bachelor of Science, Metallurgical Engineering, Iowa State University

Mr. Van Thyne is the Vice-President and co-owner of Empire Pipe Cleaning and Equipment, Inc. (EPCE) since 2002. He is responsible for coordinating the field operations of the cleaning and television inspection project leaders.

Cleaning and CCTV Inspection for Condition Assessment for LACDPW, California: System cleaning, CCTV Inspection and development of inspection reports and databases. EPCE completed over 5,000,000 lineal feet of assessments in Accordance with NASSCO PACP Standards All projects were completed 100% without delays.

CCTV Inspection for the Garden Grove Sanitary District, California: System cleaning, CCTV inspection, and development of inspection reports, recordings, and databases of 675,000 feet of gravity sewers in accordance with NASSCO PACP standards in three phases as part of the District’s Sewer System Rehabilitation Plan.

CCTV Inspection and Manhole Inspection for the City of Hermosa Beach, California: System cleaning, CCTV inspection, and development of inspection reports, recordings, and databases of approximately 200,000 Lineal Feet in accordance with NASSCO PACP/MACP standards as part of the City’s Sewer Master Plan.

CCTV Inspection and Manhole Inspection for the City of La Palma, California: System cleaning, CCTV inspection, Manhole Inspections, and reporting approximately 180,000 Lineal Feet and associated Manholes in accordance with NASSCO PACP/MACP standards as part of the City’s Sewer Master Plan.

CCTV Inspection for Condition Assessment for the City of Redondo Beach, California: System cleaning, CCTV inspection, and development of inspection reports, recordings, and databases of approximately 600,000 Lineal Feet gravity sewers in accordance with NASSCO PACP standards as part of the City’s Sewer Master Plan.

CCTV Inspection for City of Stanton, California: System cleaning and development of inspection reports, recordings, and databases of 300,000 feet of gravity system in accordance with NASSCO PACP standards as part of the City’s Sewer Master Plan.

CSI Services, Inc. (CSI), Coating and Coating Inspection Specialists, is a standard procedure for evaluating the qualifications of coating (SSPC QP-5) certified coating inspection firm that provides third-party inspection and testing services throughout all areas of the coating, lining, and paint industries.



DIR No.: 1000010187

Patrick Sweeney, PCS Coating Inspections Specialist



Education

- Bachelor of Science, California State University at Los Angeles

Certifications

- SSPC – Certified Protective Coatings Specialist #887-792-1267
- NACE International – Certified Coatings Inspector Level III Certificate #4324
- Instructor for NACE International Coating Inspector Program
- SSPC – Certified Protective Coating Inspector (PCI) Level III #21886
- SSPC – Certified Master Coating Inspector (MCI) #MCI0031
- SSPC – Certified Concrete Coating Inspector (CCI) Level III #94681

Mr. Sweeney has worked for over 30 years as a third-party coating professional supporting the quality of coating projects in the water, wastewater, transportation, petrochemical, and most other industries. He has successfully completed over 2500 storage tank projects. He routinely manages projects and completes maintenance and corrosion surveys and develops specifications on fuel and water storage tanks. He also has extensive experience on similar project such as bridges, dams, penstocks, pipelines, treatment plants, amusement parks, and other types of projects.

Santa Clarita Valley Water Agency, California: On going Project Manager/Inspector during the new construction and maintenance work on over 160 water storage tank projects. These assignments evaluations (wet and dry), specifications, and inspection services as part of a Master Tank Maintenance Plan.

Eastern Municipal Water District, California: Project manager and/or inspector during the lining/painting of over 75 different water storage tanks and various wastewater facilities. Scopes included surveys and specification development.

U.S. Department of Defense: Inspector for corrosion and coating evaluations on over 500 steel, concrete, and plastic storage tanks located throughout the Continental U.S., Hawaii, Alaska, Japan, Wake Island, Guantanamo Bay & South Korea that resulted in maintenance plans for over 90 military installations.

U.S. Department of Energy: Project Manager and inspector during the evaluation and repair of six different steel water storage tanks located at the Nevada National Security Site (NNSS) within Areas 6, 12, 15, 18, and 24.

City of Long Beach Water Department, California: 2019 Project Manager/Inspector during the evaluation on 32 water storage tank projects. These scope included the evaluation (wet and dry) and development of a Master Tank Maintenance Plan

County of Ventura, California: On-going Project Manager/Inspector during the new construction and maintenance work on over 60 water storage tank projects. These assignments evaluations (wet and dry), specifications, and inspection services as part of a Master Tank Maintenance Plan

City of Simi Valley, California: On-going Project Manager/Inspector during the evaluation of 25 water storage tanks. This included evaluations (wet and dry), specifications, and inspection services as part of a Master Tank Maintenance Plan.

15 MG Zone 1 Reservoir Interior Coating and Improvements

Irvine, California



Irvine Ranch Water District's (IRWD) Zone 1 Reservoir is a welded steel tank that holds 15 MG of potable water. It provides water supply and fire protection storage to the Zone 1 distribution system, as well as serving as a forebay for the District's East Irvine Zone 1-3 and South County Zone 1-3 booster pump stations.

IRWD needed to complete an evaluation of the tank and prepare a recoating and repair plan to rehabilitate the tank. The scope of work included evaluating interior coating options for the blistering walls; remediating portions of corroded interior steel; replacing damaged and/or corroded appurtenances; providing improvements for securing the submersible sample pump and tank mixer; and designing improvements for the internal cathodic protection system. IRWD selected Cannon to provide engineering design services. This included a diver inspection, basis of design memorandum, and final repair plans and specifications. Cannon also provided construction support and coatings inspection throughout the duration of construction.



Fee: \$169,522 / Year Completed: 2022

Key Project Team Members

- Mike Kielborn, PE, LEED AP Project Manager
- Tina Kuah, PE Project Engineer



Reference: Richard Mori, PE Manager Capital Projects
Irvine Ranch Water District
15600 Sand Canyon Ave., Irvine, CA 92618
☎ 949.453.5571 ✉ mori@irwd.com

Jed Smith 1, McCoy, and Calabasas Tank Rehabilitation Project

Calabasas, California



The District completes inspections of eight tanks each year to evaluate and prioritize the rehabilitation needs of these tanks. Based on these evaluations, the District identified the Jed Smith 0.63 MG Tank 1, McCoy 2.0 MG Tank, and Calabasas 8.0 MG tanks that need repairs, blasting, and recoating. Underwater inspections of the tanks were completed, which confirmed the interior coatings are failing, structural repairs are needed, and the tanks need immediate repair.

Cannon was selected to complete the design bidding plan packages for the rehabilitation of these three tanks. Modifications required as part of the projects include: strip coal tar and recoat interior; replace spinner vent on roof with mushroom top vent; replace the roof hatch and seal; install a doggy-door-style access manway; remove level indicator; cover side vent openings with steel plates; inspect and replace cathodic system handhole covers as necessary; install solar-powered mixing/circulation system; power wash and coat the exterior; repair rafters; repair pinholes; repair openings in the roof, replace rafters; add new hardware and gaskets to roof vents; and flatten roof plates to remove warping. Cannon performed visual inspections of the tanks, including the interior rafters and roof, to determine the repairs needed to complete the project. Temporary storage tanks were needed at the McCoy tank to balance the system pressure, due to a lack of any other storage tanks in that pressure zone.



Fee: \$133,980

Project Dates: October 2023 - November 2028 (Active)

Key Project Team Members

- Mike Kielborn, PE, LEED AP Project Manager
- Tina Kuah, PE Project Engineer

Reference: John Soderberg, PE Assistant Engineer
Las Virgenes Municipal Water District

4232 Las Virgenes Road, Calabasas, CA 91304

☎ 818.251.2141 ✉ JSoderberg@lvmwd.com

Saddle Peak and Cordillera Tank Rehabilitation Project

Calabasas, California



Fees: \$ 59,100 / Year Completed: 2019

Project Team Members

- Mike Kielborn, PE, LEED AP Project Manager
- Gary Roepke, PE QA/QC Engineer
- Tina Kuah, PE Project Engineer

The Saddle Peak and Cordillera Tanks are welded steel tanks constructed in 1964 and 1993, respectively. Saddle Peak holds 2.3-million-gallons of potable water, providing water supply and fire protection to the Stunt Road service area. This tank was oversized for the demands generated and often remained partially filled. The need for water circulation and mixing was imperative. The Cordillera Tank holds 3.0-million-gallons of recycled water in the 1529-foot zone that supplies recycled water to eastern Calabasas.

Cannon was selected to provide tank improvements to both tanks, facilities, and appurtenances. Cannon prepared plans, specifications and opinions of probable costs for this project. Cannon also handled coordination meetings, construction observation, and construction staking. Recoating the exterior required special consideration, due to the location and quantity of the solar system equipment adjacent to the tank.

Reference: Coleman Olinger, Associate Engineer
 Las Virgenes Municipal Water District
 4232 Las Virgenes Road
 Calabasas, CA 91302-1994
 ☎ 818.251.2163 ✉ colinger@lvmwd.com

Blanca and Kings Tanks Rehab Project Description

Morro Bay, California



Fees: \$56,848 / Year Completed: 2021

Key Project Team Members

- Mike Kielborn, PE, LEED AP Project Manager
- Tina Kuah, PE Project Engineer

The City of Morro Bay's (City) water distribution system and storage facilities consist of several reservoirs to balance the supply of fresh drinking water and provide fire protection to the City. Four reservoirs were identified at the Blanca Tank Site, and two reservoirs at the Upper Kings Tank Site were cleaned and assessed. The reports noted several deficiencies and coating failures at these locations.

Cannon reviewed the previous reports, visited the site to inspect and confirm repairs needed, prepared a summary recommendations report, reviewed and confirmed project needs with the City, and then prepared plans, specifications, cost estimates, and bidding documents for the tank rehabilitation repairs. We also assisted in the bidding process, as well as construction management, coordination, and observation of the repairs and coatings to ensure the tank rehabilitation improvements were completed as designed.

Reference: Eric Riddiough, PE City Engineer
 City of Morro Bay
 595 Harbor Street, Morro Bay, CA 93442
 ☎ 805.772.6261 ✉ eriddiough@morrobayca.gov

Chalk Hill Reservoir 2 Solvang, California



Fees: \$ 64,389 / Year Completed: 2017

Key Project Team Members

- Mike Kielborn, PE, LEED AP Project Manager

Reservoir No. 2, a welded steel tank that was constructed in 1982, was in need of repairs and recoating. Cannon provided welded steel repairs at a few locations on the roof and along the interior wall-roof joint; replacement of the existing impressed current cathodic protection system; modification of the inlet/outlet piping to promote more thorough mixing and turnover of the water within the reservoir; addition and replacement of roof vents to improve ventilation within the reservoir; installation of insect screens to locations on the tank that were open to the atmosphere; sealing of the gap between the ringwall and bottom of the steel tank (chime); and blasting and recoating of the tank.

Reference: Rodger Olds Public Works Director
City of Solvang

411 Second Street, Solvang, CA 93463

☎ 805.688.5575 ✉ rolds@cityofsolvang.com

Runkle Canyon Booster Pump Station and 2.0 MG Reservoir Simi Valley, California



Fees: Pump Station: \$ 150,000 - Reservoir: \$ 90,000
Year Completed: 2014

Key Project Team Members

- Michael Kielborn, PE, LEED AP Project Manager

The Runkle Canyon Development is a 400-unit KB Home Development located in the southwesterly portion of Simi Valley. To supply the tract with potable water and storage, a new 500 gpm booster pump station and 2.0 MG welded steel reservoir were designed.

The Runkle Canyon booster pump station included one operating and one standby pump, a pressure reducing station with pressure relief valves, all housed in a decorative block building. The reservoir was sized and designed to provide emergency, fire, and equalizing storage and meet AWWA D-100 standards.

The scope of services for both the pump station and reservoir included site grading, a drainage system including catch basins, access road paving, piping, the electrical equipment, controls and SCADA system, and project management. Interior and coating specifications were also prepared. Premium efficient motors for the pumping system were selected and specified to meet current energy efficiency standards. Plan review submittals were processed and approvals coordinated with both Golden State Water Company and the City of Simi Valley. The Pineview pump station was also upgraded as part of the project.

Reference: Ernie Gisler, PE, Capital Program Manager
Golden State Water Company

3035 Prospect Park Drive, # 60, Rancho Cordova, CA 95670

☎ 916.853.3634 ✉ megan.eagisler@gswater.com

Tank Fall Protection *Riverside, California*



Key Project Team Members

- Mike Kielborn, PE, LEED AP Project Manager
- Tina Kuah, PE Project Engineer
- Gary Roepke, PE QA/QC Engineer

Western Municipal Water District (Western) planned to install tank fall protection systems, man-lift platforms, and prepare construction bid documents on 29 existing water tanks at 26 different sites. The client had removed the access stairs/ladders from their tanks to prevent unauthorized access and needed to provide safe access for workers when necessary. Western wanted the tank fall protection systems to be the single point clamp anchor system and a man-lift platform to allow staff and equipment to be unloaded and loaded.

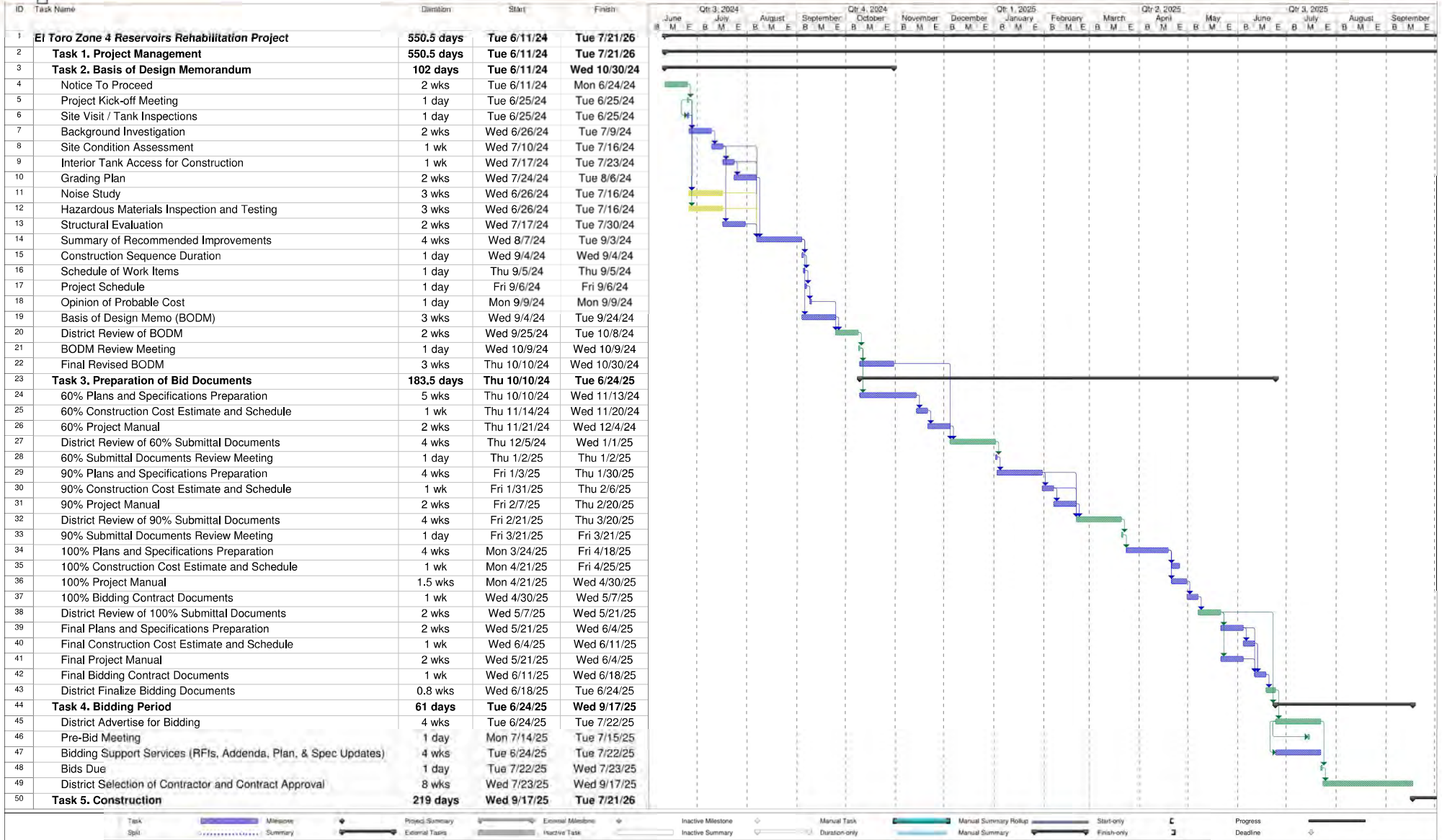
Western selected Cannon as consultant to design the systems, prepare construction bid documents and installation plans and specification for the fall protection equipment in three phases. The project's first phase nears completing in March 2018. There will be a second phase in June 2018 and a third phase in June of 2019.

The work includes installation of a perimeter ring system at the center vents and lanyards that workers can latch into from access platforms at the perimeter of the tanks. The system is intended to provide fall restraint as opposed to fall arrest. The lanyards do not allow the workers to access the exterior edges of the tank which relieves the system of fall arrest criteria.

Fees: \$85,000

Year Completed: 2020

Reference: Sonia Huff, Associate Civil Engineer,
Western Municipal Water District,
14205 Meridian Parkway, Riverside, CA 92518,
☎ 951.571.7100 ✉ shuff@wmwd.com






Fee Proposal for Irvine Ranch Water District
El Toro Tank 1 and 2 Rehabilitation Project

		Principal In Charge QA/QC		Principal Engineer		Project Engineer		Structural Engineer		Project Drafter		Engineering Assistant		Subs/Survey CSI/Behrens/Mainline		Total	
Hourly Rate		\$270		\$248		\$185		\$185		\$155		\$115		Lump Sum			
Design Tasks		Hrs	Cost	Hrs	Cost	Hrs	Cost	Hrs	Cost	Hrs	Cost	Hrs	Cost	Cost	Hrs	Cost	
Task 1. Project Management																	
1	Preparation of Project Status Reports			12	\$2,976							48	\$5,520		60	\$8,496	
2	Meetings and Workshops			26	\$6,448										26	\$6,448	
3	Quality Assurance/Quality Control	8	\$2,160	16	\$3,968							4	\$460		28	\$6,588	
Sub Total		8	\$2,160	54	\$13,392							52	\$5,980		114	\$21,532	
Task 2. Basis of Design Memorandum																	
1	Background Information			4	\$992	4	\$740	4	\$740			2	\$230		14	\$2,702	
2	Site Condition Assessment			4	\$992	4	\$740	4	\$740			2	\$230	\$4,620	14	\$7,322	
3	Tank Access Analysis			4	\$992	4	\$740	4	\$740			2	\$230		14	\$2,702	
4	Grading Plan			4	\$992	8	\$1,480			24	\$3,720	4	\$460	\$14,500	40	\$21,152	
5	Noise Study			2	\$496	2	\$370							\$12,760	4	\$13,626	
6	Hazardous Materials Inspection Testing			2	\$496	2	\$370							\$9,163	4	\$10,029	
7	Structural Evaluation			4	\$992			28	\$5,180					\$3,850	32	\$10,022	
8	Summary of Recommended Improvements	2	\$540	8	\$1,984	16	\$2,960	8	\$1,480			8	\$920		42	\$7,884	
9	Construction Sequence Duration			2	\$496	8	\$1,480					2	\$230		12	\$2,206	
10	Schedule of Work Items			4	\$992	8	\$1,480					2	\$230		14	\$2,702	
11	Project Schedule			4	\$992	8	\$1,480					8	\$920		20	\$3,392	
12	Opinion of Probable Cost	2	\$540	4	\$992	8	\$1,480	4	\$740			4	\$460		22	\$4,212	
13	Basis of Design Report	4	\$1,080	16	\$3,968	36	\$6,660	16	\$2,960	16	\$2,480	16	\$1,840		104	\$18,988	
Sub Total		8	\$2,160	62	\$15,376	108	\$19,980	68	\$12,580	40	\$6,200	50	\$5,750	\$44,893	336	\$106,939	
Task 3. Final Design																	
1	Project Manual	1	\$270	12	\$2,976	20	\$3,700	8	\$1,480			24	\$2,760		65	\$11,186	
2a	Construction Plans 60%	2	\$540	20	\$4,960	40	\$7,400	28	\$5,180	136	\$21,080	24	\$2,760		250	\$41,920	
2b	Construction Plans 90%	2	\$540	16	\$3,968	24	\$4,440	20	\$3,700	100	\$15,500	22	\$2,530		184	\$30,678	
2c	Construction Plans 100%	4	\$1,080	8	\$1,984	24	\$4,440	12	\$2,220	80	\$12,400	16	\$1,840		144	\$23,964	
3	Project Schedule	1	\$270	4	\$992	12	\$2,220					8	\$920		25	\$4,402	
4	Opinion of Probable Cost	2	\$540	4	\$992	8	\$1,480	4	\$740			4	\$460		22	\$4,212	
5	Final Design Deliverables	2	\$540	4	\$992	8	\$1,480	8	\$1,480	40	\$6,200	4	\$460		66	\$11,152	
Sub Total		14	\$3,780	68	\$16,864	136	\$25,160	80	\$14,800	356	\$55,180	102	\$11,730		756	\$127,514	
Task 4. Bidding Assistance																	
1	Plan Revisions			4	\$992	4	\$740			12	\$1,860				20	\$3,592	
2	Specification Revisions			4	\$992	12	\$2,220					4	\$460		20	\$3,672	
3	Bidder Questions			10	\$2,480	10	\$1,850								20	\$4,330	
4	Pre-Bid Meeting			3	\$744										3	\$744	
Sub Total				21	\$5,208	26	\$4,810			12	\$1,860	4	\$460		63	\$12,338	
															Reimbursables		\$1,500
Totals		30	\$8,100	205	\$50,840	270	\$49,950	148	\$27,380	408	\$63,240	208	\$23,920	\$44,893	1269	\$269,823	

May 28, 2024

Prepared by: D. Johnson / E. Akiyoshi

Submitted by: K. Burton

Approved by: Paul A. Cook 

ACTION CALENDAR

MID-CYCLE CAPITAL BUDGET UPDATE FOR FISCAL YEARS 2023-24 AND 2024-25

SUMMARY:

The Two-Year Capital Budget for Fiscal Years 2023-24 and 2024-25 was approved by the IRWD Board on April 26, 2023. Staff will present the Mid-Cycle Capital Budget Update for Fiscal Years 2023-24 and 2024-25. Staff recommends the Board receive and file the update for the Capital Budget and approve the recommended changes to the Capital Budget.

BACKGROUND:

In April 2023, the Board-approved Capital Budget included forecasted expenditures (forecasted work completed) for Fiscal Years 2023-24 and 2024-25 of \$105.1 million and \$111.0 million, respectively.

Staff's presentation summarizing the Mid-Cycle Capital Budget Update, attached as Exhibit "A", highlights the proposed changes to the total budget and the forecasted expenditures for FY 2024-25. For this capital budget update, the total budget increase will be \$1.54M. The three general system replacement projects have a budget increase of \$1.54M. In addition, two previously approved projects, the core network upgrade and enterprise server projects, were identified to be equally split between the potable, recycled and sewer systems as shown in the table below.

FISCAL IMPACTS:

The following table presents the resulting total budget changes to the Capital Budget:

Project	Project Title	Funding Source	Current	Proposed
12543	Core Network Upgrades-DW	Regional Potable	1.00M	0.33M
13008	Core Network Upgrades-RW	Regional Recycled		0.33M
13009	Core Network Upgrades-SS	Regional Sewer		0.33M
12544	Enterprise Server Upgrades-DW	Regional Potable	0.66M	0.22M
13010	Enterprise Server Upgrades-RW	Regional Recycled		0.22M
13011	Enterprise Server Upgrades-SS	Regional Sewer		0.22M
		Sub-Total	\$1.66M	\$1.66M
11774	Gen Sys Reps / Mods 23/24-DW	Potable Repl	6.27M	6.63M
11777	Gen Sys Reps / Mods 23/24-RW	Recycled Repl	2.10M	2.66M
11780	Gen Sys Reps / Mods 23/24-SS	Sewer Repl	1.79M	2.41M
		Sub-Total	\$10.16M	\$11.70M
	Total All Projects		\$11.82M	\$13.36M

ENVIRONMENTAL COMPLIANCE:

Not applicable.

COMMITTEE STATUS:

This item was reviewed by the Engineering and Operations Committee on May 22, 2024.

RECOMMENDATION:

THAT THE BOARD RECEIVE AND FILE THE MID-CYCLE CAPITAL BUDGET UPDATE FOR FISCAL YEARS 2023-24 AND 2024-25 AND APPROVE THE FISCAL YEARS 2023-24 AND 2024-25 MID-CYCLE CAPITAL BUDGET PROJECT ADDITIONS AND CHANGES AS PRESENTED.

LIST OF EXHIBITS:

Exhibit "A" – Mid-Cycle Capital Budget Presentation

**FISCAL YEARS 2023-24
AND 2024-25 MID-CYCLE
CAPITAL BUDGET UPDATE**

BOARD OF DIRECTORS MEETING
MAY 28, 2024

**Irvine Ranch
Water District**

Irvine Ranch
Water District

1

PRESENTATION OUTLINE

- Review FY 2023-24:
 - Forecasted Expenditures
 - Earned Value
- Proposed Budget Increases and Additions
- FY 2024-25 Mid-Cycle Forecasted Expenditures

Irvine Ranch
Water District

2

2



Original Forecast Expenditures Presented to the Board in April 2023

Capital Project Categories	2023-24 Forecast	2024-25 Forecast
Operational	\$34.3M	\$13.9M
Replacement - Facilities	\$33.2M	\$50.2M
OCSD - CORF - Solids Lease	\$11.9M	\$12.2M
Development	\$6.8M	\$12.4M
Water Banking	\$5.0M	\$5.9M
Nonpotable Storage	\$4.3M	\$7.2M
General Plant	\$3.1M	\$2.4M
Sewage Treatment	\$2.7M	\$2.8M
Planning	\$1.9M	\$2.2M
Water Resources	\$1.1M	\$1.1M
Other	\$0.8M	\$0.7M
Total	\$105.1M	\$111.0M

3



Actual Capital Project Earned Value in FY 2023-24

Capital Project Categories	Original FY 23-24 Forecast	FY 23-24 Earned Value	Difference in Forecast and Actual Earned Value
Operational	\$34.3M	\$26.2M	(\$8.2M)
Replacement - Facilities	\$33.2M	\$34.5M	\$1.3M
OCSD - CORF - Solids Lease	\$11.9M	\$15.0M	\$3.1M
Development	\$6.8M	\$6.8M	(\$0.0M)
Water Banking	\$5.0M	\$0.3M	(\$4.7M)
Nonpotable Storage	\$4.3M	\$5.0M	\$0.7M
General Plant	\$3.1M	\$3.1M	\$0.0M
Sewage Treatment	\$2.7M	\$0.3M	(\$2.5M)
Planning	\$1.9M	\$1.3M	(\$0.6M)
Water Resources	\$1.1M	\$0.9M	(\$0.2M)
Other	\$0.8M	\$0.6M	(\$0.1M)
Total	\$105.1M	\$93.9M	(\$11.2M)

4



Proposed Budget Changes

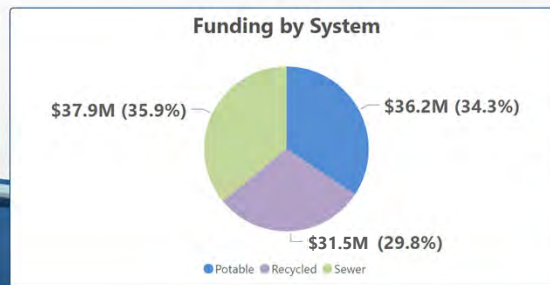
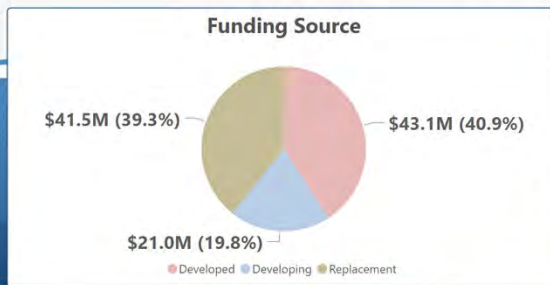
Project Number	Project Title	Current Budget	Proposed Budget
12543	CORE NETWORK UPGRADES-DW	\$1.00M	\$0.33M
13008	CORE NETWORK UPGRADES-RW		\$0.33M
13009	CORE NETWORK UPGRADES-SS		\$0.33M
12544	ENTERPRISE SERVER UPGRADES-DW	\$0.65M	\$0.22M
13010	ENTERPRISE SERVER UPGRADES-RW		\$0.22M
13011	ENTERPRISE SERVER UPGRADES-SS		\$0.22M
11774	GENERAL SYSTEM REPLACEMENTS AND MODIFICATIONS DW 23/24	\$6.28M	\$6.63M
11777	GENERAL SYSTEM REPLACEMENTS AND MODIFICATIONS RW 23/24	\$2.10M	\$2.66M
11780	GENERAL SYSTEM REPLACEMENTS AND MODIFICATIONS SS 23/24	\$1.79M	\$2.41M
Total		\$11.82M	\$13.36M

5



Mid-Cycle Forecast Expenditures in FY 2024-25

Description	FY 2024-25 Mid-Cycle Forecast Expenditures
FY 24-25 Original Forecast	\$111.0M
FY 24-25 Schedule Changes	(\$5.4M)
FY 24-25 Proposed Increases	(\$0.0M)
FY 24-25 MC Forecast Total	\$105.6M



6

RECOMMENDATION

That the Board receive and file the Mid-Cycle Capital Budget Update for Fiscal Years 2023-24 and 2024-25, and approve the Fiscal Year 2024-25 Mid-Cycle Capital Budget Project additions and changes as shown in the write-up.

