

**AGENDA  
IRVINE RANCH WATER DISTRICT  
BOARD OF DIRECTORS  
REGULAR MEETING**

November 22, 2021

**CALL TO ORDER** 5:00 p.m.

**ROLL CALL** Directors LaMar, McLaughlin, Swan, and Withers, and President Reinhart

This meeting will be held in-person at the District’s headquarters located at 15600 Sand Canyon Avenue, Irvine, California. The meeting will also be broadcasted via Webex for those wanting to observe the meeting virtually.

To observe this meeting virtually, please join online using the link and information below:

Via web:

<https://irwd.webex.com/irwd/j.php?MTID=m6f307b11ebd6ec534678ff0411461517>

Number (Access Code): 2496 565 4010

Meeting Password: JcHGMg7TN62

**PLEASE NOTE:** Webex observers of the meeting will be placed into the Webex lobby when the Board enters closed session. Participants who remain in the “lobby” will automatically be returned to the open session of the Board once the closed session has concluded. Observers joining the meeting while the Board is in closed session will receive a notice that the meeting has been locked. They will be able to observe the meeting once the closed session has concluded.

**PUBLIC COMMENT NOTICE**

Public comments are limited to three minutes per speaker on each subject. If you wish to address the Board of Directors on any item, you may attend the meeting in person and submit a “speaker slip” to the Secretary. Forms are provided outside of IRWD’s Board Room. If attending via Webex, please submit your comment via the “chat” feature and your remarks will be read into the record at the meeting. You may also submit a public comment in advance of the meeting by emailing comments@irwd.com before 12:00 p.m. on Monday, November 22, 2021.

---

**COMMUNICATIONS TO THE BOARD**

---

1. Written:
2. Oral:
3. ITEMS RECEIVED TOO LATE TO BE AGENDIZED

Recommendation: Determine the need to discuss and/or take immediate action on item(s).

---

**WORKSHOP**

---

4. GROUNDWATER WORKPLAN UPDATE

Staff will present an update on the Groundwater Work Plan which identifies future groundwater production requirements and recommended actions for the next five years.

---

**CONSENT CALENDAR, ITEMS 5-12** (Next Resolution No. 2021-24)

---

5. BOARD MEETING MINUTES

Recommendation: That the minutes of the November 8, 2021, Regular Board meeting be approved as presented.

6. RATIFY/APPROVE BOARD OF DIRECTORS' ATTENDANCE AT MEETINGS AND EVENTS

Recommendation: That the Board ratify/approve the meetings and events for Steven LaMar, Karen McLaughlin, Peer Swan, and John Withers, as described.

7. OCTOBER 2021 TREASURY REPORT

Recommendation: That the Board receive and file the Treasurer's Investment Summary report, the Summary of Fixed and Variable Rate Debt, and Disclosure Report of reimbursements to Board members and staff, approve the October 2021 summary of Payroll ACH payments in the total amount of \$2,243,984, and approve the October 2021 accounts payable disbursement summary of Warrants 421839 through 422574, Workers' Compensation distributions, wire transfers, payroll withholding distributions and voided checks in the total amount of \$28,837,020.

8. UTILITY TRUCK CONTRACT AWARD

Recommendation: That the Board authorize the General Manager to execute a contract with Tuttle-Click Ford Lincoln in the amount of \$379,257 for the purchase of four new and unused medium duty utility trucks.

9. SR-55 FREEWAY WIDENING SANITARY SEWER RELOCATION ON COWAN BUDGET INCREASE AND CONSTRUCTION AWARD

Recommendation: That the Board authorize a budget increase for Project 11583 in the amount of \$113,000, from \$262,000 to \$375,000, and authorize the General Manager to execute a construction contract with GCI Construction, Inc. in the amount of \$222,845 for the SR-55 Freeway Widening Sanitary Sewer Relocation on Cowan, Project 11583.

---

**CONSENT CALENDAR, ITEMS 5-12 - Continued** (Next Resolution No. 2021-24)

---

10. LABORATORY EQUIPMENT PURCHASE CONTRACT AWARD

Recommendation: That the Board authorize the General Manager to execute a contract with Agilent technologies in the amount of \$267,720.56 for the purchase of a liquid chromatograph-tandem mass spectrometer.

11. CHANGES TO GENERAL MANAGER'S COMPENSATION

Recommendation: That the Board approve an increase to the annual salary of the General Manager to the amount of \$334,156 and a one-time performance award in the amount of \$30,000, effective October 1, 2021.

12. DECLARATION OF REAL PROPERTY AS EXEMPT SURPLUS LAND

Recommendation: That the Board adopt a resolution by title declaring that real property designated APN 093-242-80 is exempt surplus land that is not necessary for IRWD's use, authorizing District staff to negotiate disposal of the property, and finding that the declaration and disposal of the property is exempt from the California Environmental Quality Act.

Reso. 2021-24

---

**ACTION CALENDAR**

---

13. TERMS FOR LETTER AGREEMENT TO ALLOW METROPOLITAN WATER DISTRICT TO BORROW WATER

Recommendation: that the Board authorize the General Manager to execute a letter agreement, based on the proposed terms, allowing Metropolitan Water District to borrow 3,927 acre-feet of State Water Project water stored in the IRWD water bank and closing out the 2014 Exchange Agreement between IRWD and Metropolitan.

14. TERMS FOR SHORT-TERM AND LONG-TERM WATER BANKING PROGRAM WITH SANTA CLARITA VALLEY WATER DISTRICT

Recommendation: Recommendation: That the Board authorize the General Manager to develop and execute a Short-Term Drought Relief and Transfer Program Agreement and a Long-Term Unbalanced Exchange Program Agreement between IRWD and Santa Clarita Valley Water Agency based on the terms presented.

---

**ACTION CALENDAR (Continued)**

---

15. FISCAL YEARS 2021-22 AND 2022-23 PROPOSED RATES AND COST OF SERVICE STUDY

Recommendation: That the Board approve the draft Proposition 218 Notices subject to non-substantive modifications.

---

**OTHER BUSINESS**

---

Pursuant to Government Code Section 54954.2, members of the Board of Directors or staff may ask questions for clarification, make brief announcements, and make brief reports on his/her own activities. The Board or a Board member may provide a reference to staff or other resources for factual information, request staff to report back at a subsequent meeting concerning any matter, or direct staff to place a matter of business on a future agenda. Such matters may be brought up under the General Manager's Report or Directors' Comments.

16. General Manager's Report

17. Receive oral update(s) from District liaison(s) regarding communities within IRWD's service area and provide information on relevant community events.

18. Directors' Comments

19. CLOSED SESSION CONFERENCE WITH LEGAL COUNSEL – ANTICIPATED LITIGATION – Pursuant to Government Code Section 54956.9 (d)(4): initiation of litigation (*one potential case*).

20. CONFERENCE WITH REAL PROPERTY NEGOTIATORS – Pursuant to Government Code Section 54956.8:

*Property:* Irvine Lake, Parcels 105-361-01, 105-361-03, 105-361-10, 105-361-11, 105-361-20, 105-361-24, and 105-361-25. County of Orange

*Agency negotiators:* Paul Cook, General Manager, and Rob Jacobson, Treasurer/Director of Risk Management

*Negotiating parties:* County of Orange and Serrano Water District

*Under negotiation:* License Price and Terms of Payment

---

**OTHER BUSINESS (Continued)**

---

21. Open Session

22. Adjourn

\*\*\*\*\*  
Availability of agenda materials: Agenda exhibits and other writings that are disclosable public records distributed to all or a majority of the members of the above-named Board in connection with a matter subject to discussion or consideration at an open meeting of the Board are available for public inspection in the District's office, 15600 Sand Canyon Avenue, Irvine, California ("District Office"). If such writings are distributed to members of the Board less than 72 hours prior to the meeting, they will be available from the District Secretary of the District Office at the same time as they are distributed to Board Members, except that if such writings are distributed one hour prior to, or during, the meeting, they will be available electronically via the Webex meeting noted. Upon request, the District will provide for written agenda materials in appropriate alternative formats, and reasonable disability-related modification or accommodation to enable individuals with disabilities to participate in and provide comments at public meetings. Please submit a request, including your name, phone number and/or email address, and a description of the modification, accommodation, or alternative format requested at least two days before the meeting. Requests should be emailed to [comments@irwd.com](mailto:comments@irwd.com). Requests made by mail must be received at least two days before the meeting. Requests will be granted whenever possible and resolved in favor of accessibility.

Note: This page is intentionally left blank.

November 22, 2021  
Prepared by: D. Johnson / M. Robinson /  
E. Akiyoshi  
Submitted by: K. Burton  
Approved by: Paul A. Cook *P.A.C.*

## BOARD WORKSHOP

### GROUNDWATER WORKPLAN UPDATE

#### SUMMARY:

Staff updated the IRWD Groundwater Workplan, which identifies future groundwater production requirements and recommended actions for the next five years. The analysis includes the recently approved agreement with the City of Orange that provides expanded potable groundwater pumping from the Orange Park Acres (OPA) Well 1, helps maximize IRWD's groundwater production, and eliminates the need for building new groundwater production facilities in the next five years. At the Committee meeting, staff will present the analysis and findings for discussion.

#### BACKGROUND:

The most recent Groundwater Workplan was updated in July 2018. In the subsequent three years, staff completed the Well Treatment Alternatives study, initiated treatment facilities to address the PFAS water quality issues and negotiated an agreement with the City of Orange that allows IRWD to use the full 3,200 acre-feet per year of groundwater from OPA Well 1.

This current analysis transitions from long-term water use and supply needs to a five-year horizon. This transition allows for a focused look at near-term groundwater opportunities and optimizes timing for capital expenditures. The five-year water use projections consider historical water use patterns, knowledge of current development trends, potential changes to water use efficiency regulations, and existing drought conditions.

With the expanded production from OPA Well 1, future groundwater opportunities in the next five years increase from 150 acre-feet in 2022 to 2,800 acre-feet in 2026. Existing Wells 51 and 52 have the potential to supply future groundwater needs of 2,800 acre-feet. These wells will not be connected until future groundwater needs are realized.

Staff will present the details of the analysis at the Committee meeting.

#### FISCAL IMPACTS:

None.

#### ENVIRONMENTAL COMPLIANCE:

California Environmental Quality Act (CEQA) as authorized under the California Code of Regulations, Title 14, Chapter 3, Section 15262 provides exemption for planning studies.

Board Workshop: Groundwater Workplan Update

November 22, 2021

Page 2

COMMITTEE STATUS:

This item was reviewed by the Engineering and Operations Committee on November 16, 2021.

RECOMMENDATION:

RECEIVE AND FILE.

LIST OF EXHIBITS:

Exhibit "A" – Draft Groundwater Workplan Update Presentation



# Five-Year Groundwater Workplan Update

Board of Directors Workshop  
November 22, 2021



1

## Workshop Overview

1. Discuss accomplishments and changed conditions since the 2018 Groundwater Workplan Update
2. Review historical water use and groundwater production
3. Identify IRWD's future groundwater needs
4. Next steps

2

## Groundwater Concepts Review

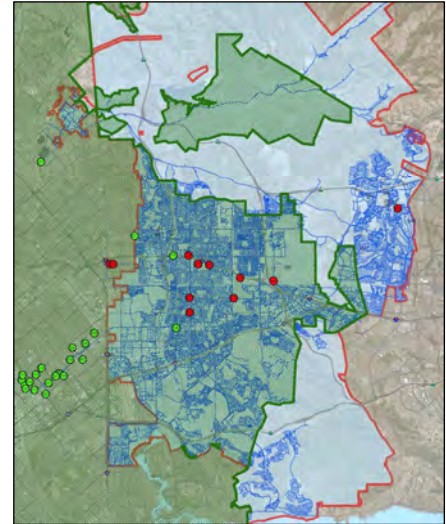
BPP = the percent of total water usage an agency can pump from the GW basin without incurring extra fees.

BPP Basic Calculation

$$\begin{array}{|c|} \hline \text{Total water} \\ \text{use inside} \\ \text{OCWD} \\ \hline \end{array} \times \begin{array}{|c|} \hline \text{BPP} \\ \hline \end{array} = \begin{array}{|c|} \hline \text{Groundwater} \\ \text{Production} \\ \text{Limit w/o} \\ \text{extra fees} \\ \hline \end{array}$$

If Agency produces Recycled Water

$$\begin{array}{|c|} \hline \text{Adjusted Water Use =} \\ \text{(Total Water Use - Recycled Water Use)} \\ \hline \end{array} \times \begin{array}{|c|} \hline \text{BPP} \\ \hline \end{array} = \begin{array}{|c|} \hline \text{Groundwater} \\ \text{Production} \\ \text{Limit w/o} \\ \text{extra fees} \\ \hline \end{array}$$



3

## Basin Equity Assessment Calculation

- Conceptually, the Basin Equity Assessment (BEA) is meant to bring the cost of groundwater up to the cost of imported treated MWD water.
- If an agency pumps above the BPP, they must pay the BEA: FY 2020-21 ≈\$586/af

4

## Changed Conditions Since 2018

### Production

- Increased access to OPA well water
- Pump Non-Exempt GW over BPP
- Pump GW to meet 100% of water use inside OCWD
- Increase BPP from 70% to 85%

### Water Quality

- Construct PFAS treatment plants

### Financial

- Focus on 5-Year facility planning horizon
- Surcharge on pumped GW over 100% BPP
- RW Penalty

5

## Historical Water Use and Future Groundwater Projections

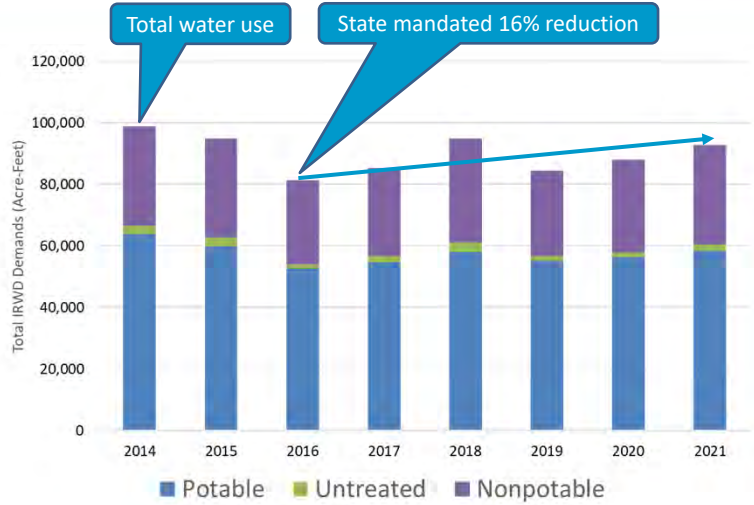


6

## IRWD Historical Water Use

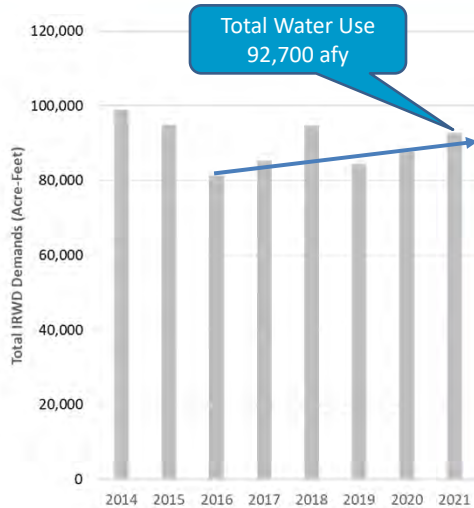
Water use met by a portfolio of supplies:

- Potable and Non-Potable Groundwater
- MWRP / LAWRP
- MWD Treated / Untreated
- Native water
- Baker Water Treatment Plant



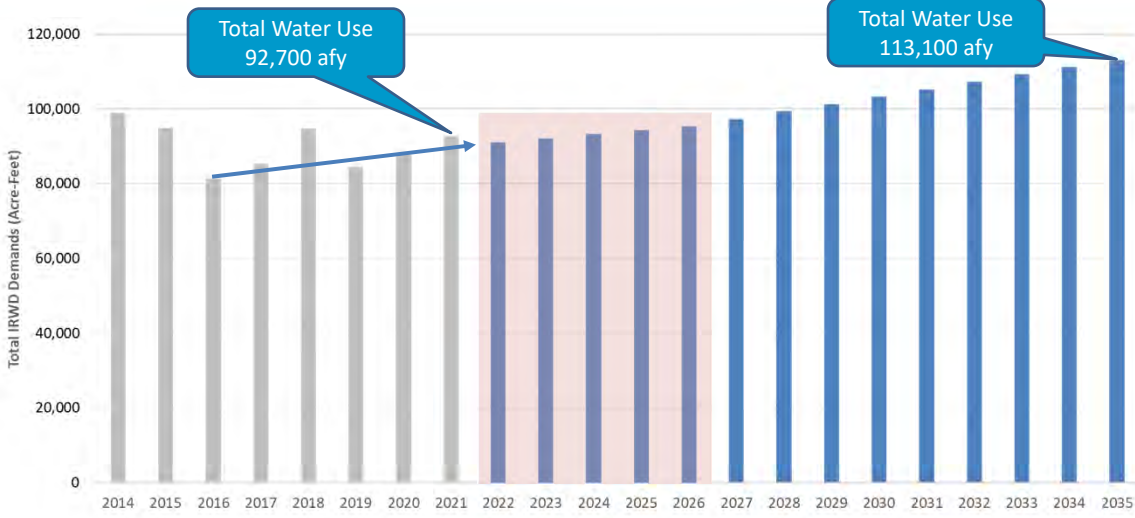
7

## IRWD Demand Projections



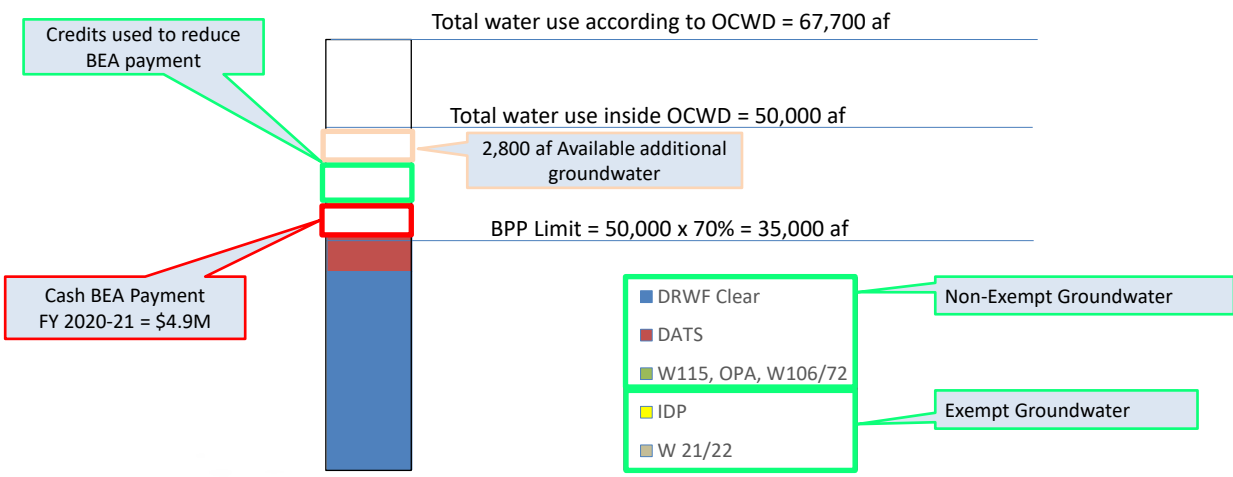
8

# IRWD Demand Projections



9

# Groundwater Production Example (FY 2020-21)



10

## Groundwater Production Goals



11

## Groundwater Production Considerations

IRWD determines groundwater needs by considering several factors:

- Total IRWD water use
- Basin Production Percentage and Basin Equity Assessment
- Cost of production
- Reliability
- Water Quality
- Operational Flexibility

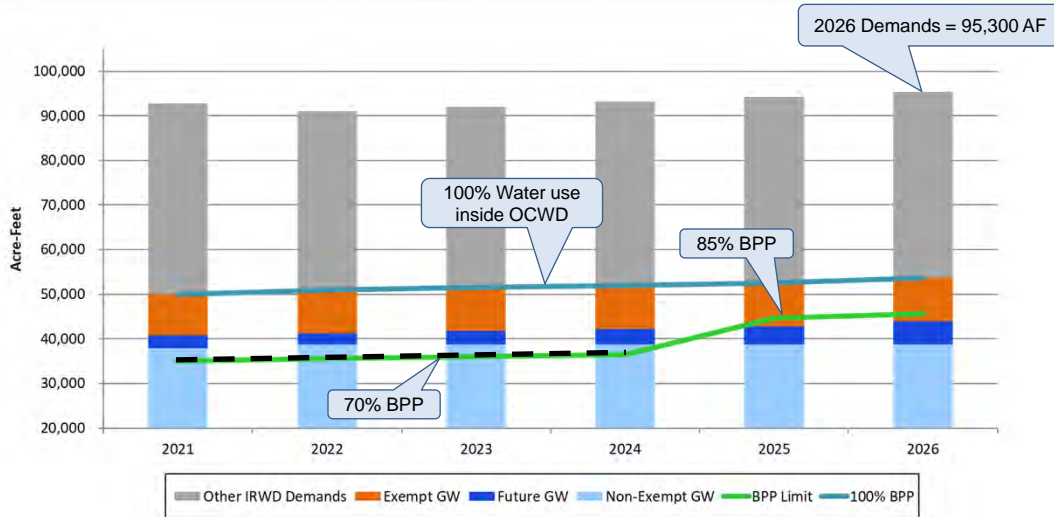
12

## General Principles for Groundwater Production

- ✓ Do not exceed 100% of water use inside OCWD boundary
- ✓ Maximize both non-exempt and exempt groundwater production
- ✓ Pay BEA for groundwater produced over BPP limit
- ✓ Maximize cost effective GW production outside OCWD
- ✓ Consider other factors as required: regulatory, water quality, operations, reliability, and others

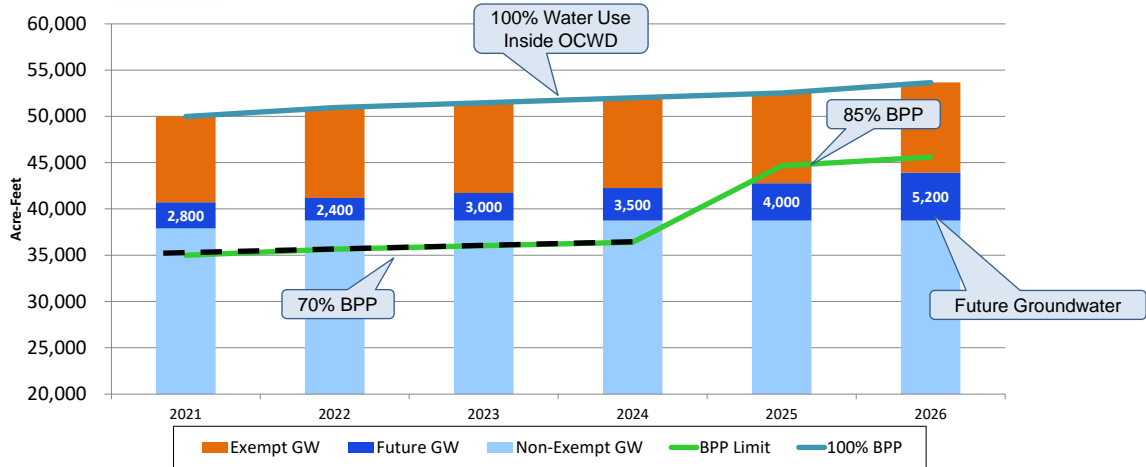
13

## 5-Year Groundwater Opportunities



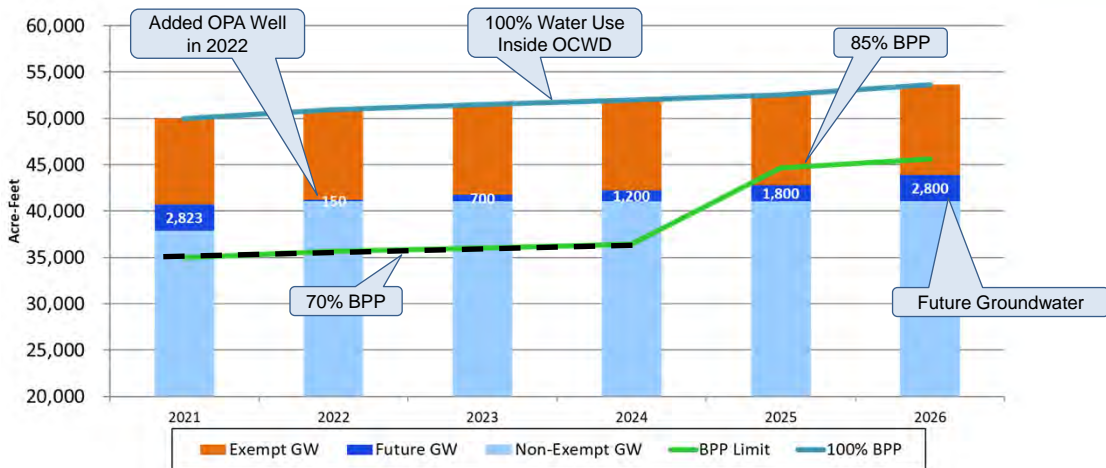
14

## 5-Year Groundwater Opportunities



15

## 5-Year Groundwater Opportunities (w/ Expanded OPA Well)



16



## 5-Year Groundwater Summary with OPA Well Included

	Add'l GW after OPA Expansion	Total Estimated Cash BEA w/ Add'l GW	MWD Equivalent Treated Cost
2021	NA	\$5.0M	\$5.0M
2022	150 AF	\$5.0M+\$1.5M	\$6.5M
2023	700 AF	\$5.0M + \$1.7M	\$6.7M
85% BPP 2024	1,200 AF	\$5.0M + \$2.0M	\$7.0M
2025	1,700 AF	\$-0-	\$1.0M
2026	2,800 AF	\$-0-	\$1.6M

## Current Groundwater Opportunities

Projects identified in 2020 Well Treatment Alternatives Study:

- Wells 51 and 52 Blending = 1,500 to 3,000 afy
  - Needs pipeline and verification of capacities and WQ
  - Capital cost ≈\$14.6M
- Future Tustin Legacy Wells = 3,000 afy
  - Needs pipeline and verification of capacities and WQ
  - Capital cost ≈\$13.6M

## Other Potential Impacts to Expanded GW Pumping

Description	Impact on Groundwater Needs
Statewide mandated water reductions	↓
Continued new WUE regulations	↓
Threats to Colorado and State Water Project	↑
SCAG/RHNA affordable housing requirements	↑
Expanded GW treatment requirements	↓
OCWD Groundwater Basin Management	↑

19

## Conclusions

- Expanded OPA pumping & PFAS treatment help satisfy 5-year groundwater needs
- Next five years will provide more data regarding water use growth, state mandates, and regional imported water supplies

20

## Next Steps

- Continue pumping to 100% of water use inside OCWD
- Complete rehabilitation and determine viability of Well 51 for blending
- Continue planning Well 51
- Revisit GW needs every 2-3 years
  - Provides prudent capital planning
  - Avoids missing out on inexpensive GW opportunities

Note: This page is intentionally left blank.

November 22, 2021  
Prepared and  
submitted by: L. Bonkowski  
Approved by: Paul A. Cook



CONSENT CALENDAR

BOARD MEETING MINUTES

SUMMARY:

Provided are the minutes of the November 8, 2021 Regular Board meeting for approval.

FISCAL IMPACTS:

None.

ENVIRONMENTAL COMPLIANCE:

Not applicable.

COMMITTEE STATUS:

Not applicable.

RECOMMENDATION:

THAT THE MINUTES OF THE NOVEMBER 8, 2021 REGULAR BOARD MEETING BE APPROVED AS PRESENTED.

LIST OF EXHIBITS:

Exhibit "A" – November 8, 2021 Minutes

Note: This page is intentionally left blank.

## EXHIBIT “A”

### MINUTES OF REGULAR MEETING – NOVEMBER 8, 2021

The regular meeting of the Board of Directors of the Irvine Ranch Water District (IRWD) was called to order at 5:05 p.m. by President Reinhart on November 8, 2021 at the District’s headquarters located at 15600 Sand Canyon Avenue, Irvine, California. The meeting was also broadcast via Webex as a convenience to the public.

Directors Present: LaMar, Withers, Swan, McLaughlin, and Reinhart.

Directors Absent: None.

Written and Oral Communications: None.

Also Present: General Manager Cook, Executive Director of Technical Services Burton, Executive Director of Operations Chambers, Executive Director of Finance and Administration Clary, Executive Director of Water Policy Weghorst, Director of Recycling Operations Zepeda, Director of Treasury and Risk Management Jacobson, Director of Water Resources Sanchez, Director of Maintenance Mykitta, Director of Human Resources Mitcham, Director of Strategic Communications and Advocacy/Deputy General Counsel Compton, Secretary Bonkowski, General Counsel Collins, MWDOC Board President Tamaribuchi, members of the public and other staff.

### CONSENT CALENDAR

On MOTION by Withers, seconded by LaMar and unanimously carried, CONSENT CALENDAR ITEMS 3 THROUGH 7 WERE APPROVED AS FOLLOWS:

3. BOARD MEETING MINUTES

Recommendation: That the minutes of the October 25, 2021, Regular Board meeting be approved as presented.

4. RATIFY/APPROVE BOARD OF DIRECTORS’ ATTENDANCE AT MEETINGS AND EVENTS

Recommendation: That the Board ratify/approve the meetings and events for Steven LaMar, Karen McLaughlin, Douglas Reinhart, Peer Swan, and John Withers, as described.

5. 2021 LEGISLATIVE AND REGULATORY UPDATE

Recommendation: Receive and file.

6. ACWA 2021 MEMBERSHIP MEETING AND 2022-2023 ELECTION

Recommendation: That the Board designate Board President Douglas Reinhart as IRWD’s voting delegate and IRWD’s General Manager Paul Cook as his alternate at the Association of California Water Agencies’ general session membership meeting on December 1, 2021 and authorize the General Manager to sign and submit the “Consent to Electronic Transmission, Meetings & Voting” form to ACWA designating Douglas Reinhart and Paul Cook as its initial authorized voting representatives for IRWD.

CONSENT CALENDAR (CONTINUED)

7. ANNUAL MICROSOFT ENTERPRISE AGREEMENT SOFTWARE MAINTENANCE RENEWAL

Recommendation: That the Board authorize staff to renew the Microsoft Enterprise Agreement for a three-year period effective December 1, 2021 through November 30, 2024 in the amount of \$337,000 annually, or \$1,011,000 over the three-year term.

ACTION CALENDAR

GROUNDWATER BANKING JOINT POWERS AUTHORITY CASH CALL FUNDING APPROVAL

General Manager Cook reported that on August 3, 2021, the Groundwater Banking Joint Powers Authority (GBJPA) Board of Directors authorized its Treasurer to make an initial cash call to fund the purchase of an anticipated land purchase for the Kern Fan Groundwater Storage Project. Mr. Cook said that the GBJPA Board approval included a cash call of \$2,500,000 each from IRWD and the Rosedale-Rio Bravo Water Storage District for a total funding of \$5,000,000. He said that the two properties, totaling approximately 348 acres, are currently in escrow and the closing of each is subject to the GBJPA Board's approval of due diligence studies currently in process. He further said that the price and terms for these properties were approved by the GBJPA Board.

Following discussion, on MOTION by LaMar, seconded by Withers and unanimously carried, THE BOARD APPROVED THE FUNDING OF THE GROUNDWATER BANKING JOINT POWERS AUTHORITY'S (GBJPA) CASH CALL IN THE AMOUNT OF \$2,500,000 AND AUTHORIZED STAFF TO TRANSFER FUNDS IN THE AMOUNT OF \$2,500,000 FROM IRWD TO THE GBJPA BANK ACCOUNT TO FUND THE INITIAL LAND ACQUISITION PRIOR TO THE CLOSE OF ESCROW.

GENERAL MANAGER'S REPORT

General Manager Cook reported that there was one COVID-19 case early last week, and that the Operations Center will have testing available tomorrow for employees.

Mr. Cook reported that all administrative staff along with Supervisors returned to work at Sand Canyon headquarters and Operations Center on Monday, and that all remaining employees will be back no later than December 6.

Mr. Cook said that he placed before each Director a letter from Santa Margarita Water District's President thanking the District for its quick response last Saturday with one of our crews assisting with an emergency sewage spill cleanup at a lift station.

Mr. Cook acknowledged staff for both the recent customer service billing system upgrade and the new telephone system changeover last week to a VOIP platform.



Mr. Cook said that the District is one of the finalists in ACWA's Huell Howser's Excellence in Communications Award for the Syphon Reservoir, with awards being presented at its upcoming conference beginning in late November.

Mr. Cook further announced that the District received the 2021 Turning Red Tape into Red Carpet Award in the sustainability and redevelopment program category for water banking projects in Kern County.

### COMMUNITY UPDATES

Consultant Newell thanked staff for the recent road repair project in Williams Canyon.

### DIRECTORS' COMMENTS

Director LaMar reported on his attendance at a WACO meeting and noted he was unable to attend the OCWD Communications and Legislative Liaison Committee meeting.

Director McLaughlin reported on her attendance at a South Orange County Area Watershed Management Executive Committee and a WACO meeting.

Director Swan reported on his attendance at a MWDOC Planning and Operations Committee meeting, a Groundwater Banking JPA Board meeting, a MWDOC workshop meeting with MWD Directors, a Southern California Dialogue meeting, a Joint Committee meeting with MWDOC and OCWD, a West Basin meeting, a WACO meeting, and a Newport Chambers Wakeup meeting.

Director Withers reported on his attendance at an ISDOC Executive Committee meeting, the 11<sup>th</sup> annual Turning Red Tape into Red Carpet Awards ceremony, and a WACO meeting. He said tomorrow he will be attending a National Water Research Institute meeting and on Wednesday, a Biosolids tour along with a CORO Fellows meeting.

Director Reinhart reported on his attendance at a Groundwater Banking JPA Board meeting, an OCWD Board meeting, a SOCWA Board meeting, a WACO meeting, and a Business Outreach Program on Biosolids and Energy Recovery Facility tour rehearsal.

### CLOSED SESSION

Legal Counsel Collins said that the following Closed Session will be held this evening.

CLOSED SESSION CONFERENCE with Labor Negotiator pursuant to Government Code Section 54957.6:

Agency Designated Representative: President Reinhart

Unrepresented Employee: Paul Cook

### OPEN SESSION

Following the Closed Session, the meeting was reconvened with Directors McLaughlin, Swan, Reinhart, LaMar and Withers present. No action was reported.

ADJOURNMENT

There being no further business, President Reinhart adjourned the meeting at 8:00 p.m.

APPROVED and SIGNED this 22nd day of November 2021.

\_\_\_\_\_  
President, IRVINE RANCH WATER DISTRICT

\_\_\_\_\_  
Secretary IRVINE RANCH WATER DISTRICT

APPROVED AS TO FORM:

\_\_\_\_\_  
Claire Hervey Collins, General Counsel  
Hanson Bridgett LLP

November 22, 2021  
Prepared and  
submitted by: K. Swan  
Approved by: Paul A. Cook



CONSENT CALENDAR

RATIFY/APPROVE BOARD OF DIRECTORS'  
ATTENDANCE AT MEETINGS AND EVENTS

SUMMARY:

Pursuant to Resolution 2006-29 adopted on August 28, 2006, the following events and meetings require approval by the Board of Directors:

Steven LaMar

December 14, 2021 Chapman University Economic Forecast

Karen McLaughlin

December 14, 2021 Chapman University Economic Forecast

Peer Swan

November 10, 2021 Meet & Greet with Bandai Namco  
November 29, 2021 ACWA JPIA Annual Fall Meetings, Pasadena  
December 1-2, 2021 ACWA Virtual Annual Fall Conference  
January 19-21, 2022 California Association of Sanitation Agencies Annual Winter Conference, Palm Springs

John Withers

January 19-21, 2022 California Association of Sanitation Agencies Annual Winter Conference, Palm Springs

RECOMMENDATION:

THAT THE BOARD RATIFY/APPROVE THE MEETINGS AND EVENTS FOR STEVEN LAMAR, KAREN MCLAUGHLIN, PEER SWAN, AND JOHN WITHERS, AS DESCRIBED HEREIN.

LIST OF EXHIBITS:

None.

Note: This page is intentionally left blank.

November 22, 2021  
Prepared by: O. Mendoza / J. Davis  
Submitted by: R. Jacobson / C. Clary  
Approved by: Paul A. Cook *P.A.C.*

## CONSENT CALENDAR

### OCTOBER 2021 TREASURY REPORT

#### SUMMARY:

The following is submitted for the Board's information and approval:

- A. The October 2021 Investment Summary Report. This Investment Summary Report conforms with the 2021 Investment Policy and provides sufficient liquidity to meet estimated expenditures during the next six months, as outlined in Exhibit "A";
- B. The Summary of Fixed and Variable Rate Debt as of October 31, 2021, as outlined in Exhibit "B";
- C. The Monthly Interest Rate Swap Summary as of October 31, 2021, as outlined in Exhibit "C";
- D. The October 31, 2021 Disbursement Summary of warrants 421839 through 422574, wire transfers, Workers' Compensation distributions, payroll withholding distributions, and voided checks in the total amount of \$28,837,020, as outlined in Exhibit "D";
- E. The Summary of Payroll ACH payments in the total amount of \$2,243,984 as outlined in Exhibit "E"; and
- F. The Disclosure Report of Reimbursements to Board members and staff for October 2021, detailing payments or reimbursements for individual charges of \$100 or more per transaction, as outlined in Exhibit "F".

#### FISCAL IMPACTS:

As of October 31, 2021, the book value of the investment portfolio was \$365,694,797, with a 0.41% rate of return and a market value of \$365,841,325. Based on IRWD's September 30, 2021, quarterly real estate investment rate of return of 11.65%, the weighted average return for the fixed income and real estate investments was 2.78%.

As of October 31, 2021, the outstanding principal amount of fixed and variable rate debt was \$630,825,000. The monthly weighted average all-in variable rate was 0.36%. Including IRWD's weighted average fixed rate bond issues of 3.70% and the negative cash accruals from fixed payer interest rate swaps, which hedge a portion of the District's variable rate debt, the total average debt rate was 2.95%.

Payroll ACH payments totaled \$2,243,984 and wire transfers, all other ACH payments, and checks issued for debt service, accounts payable, payroll, and water purchases for October totaled \$28,837,020.

ENVIRONMENTAL COMPLIANCE:

This item is not a project as defined in the California Environmental Quality Act Code of Regulations, Title 14, Chapter 3, Section 15378.

COMMITTEE STATUS:

This item was not submitted to a Committee; the investment and debt reports are submitted to the Finance and Personnel Committee monthly.

RECOMMENDATION:

THAT THE BOARD RECEIVE AND FILE THE TREASURER'S INVESTMENT SUMMARY REPORT, THE SUMMARY OF FIXED AND VARIABLE RATE DEBT, AND DISCLOSURE REPORT OF REIMBURSEMENTS TO BOARD MEMBERS AND STAFF, APPROVE THE OCTOBER 2021 SUMMARY OF PAYROLL ACH PAYMENTS IN THE TOTAL AMOUNT OF \$2,243,984, AND APPROVE THE OCTOBER 2021 ACCOUNTS PAYABLE DISBURSEMENT SUMMARY OF WARRANTS 421839 THROUGH 422574, WORKERS' COMPENSATION DISTRIBUTIONS, WIRE TRANSFERS, PAYROLL WITHHOLDING DISTRIBUTIONS AND VOIDED CHECKS IN THE TOTAL AMOUNT OF \$28,837,020.

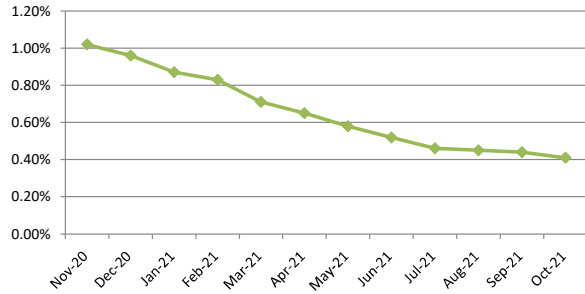
LIST OF EXHIBITS:

- Exhibit "A" – Investment Summary Report
- Exhibit "B" – Summary of Fixed and Variable Debt
- Exhibit "C" – Monthly Interest Rate Swap Summary
- Exhibit "D" – Monthly Summary of District Disbursements
- Exhibit "E" – Monthly Payroll ACH Summary
- Exhibit "F" – Disclosure of Reimbursements to Board Members and Staff

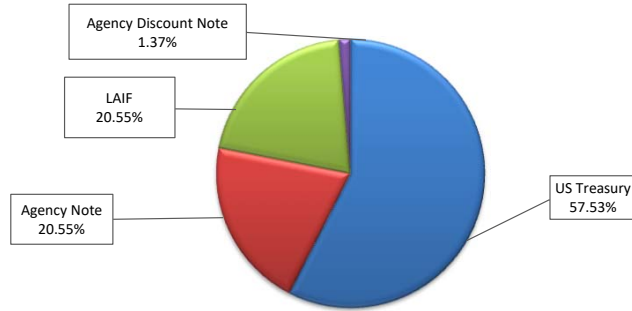
# Exhibit "A"

## Irvine Ranch Water District Investment Portfolio Summary October 2021

**Monthly Fixed Income Yield**



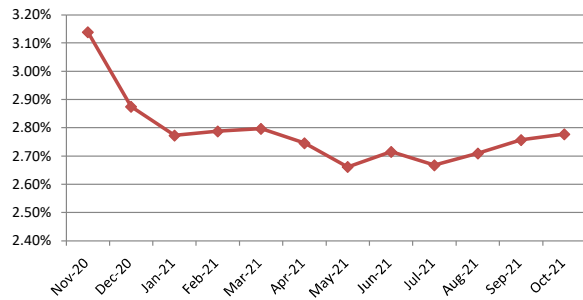
**Portfolio Distribution**



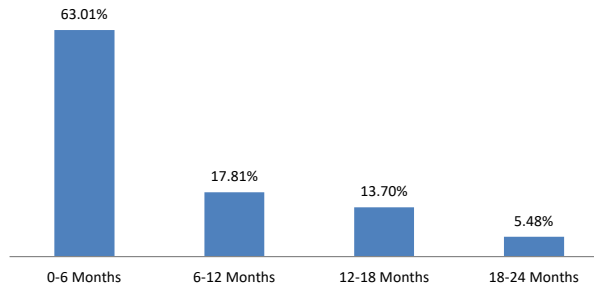
**Investment Summary**

Type	PAR	Book Value	Market Value
US Treasury	210,000,000	210,471,064	210,460,300
LAIF	75,000,000	75,000,000	74,990,525
Agency Note	75,000,000	75,224,122	75,391,000
Agency Discount Note	5,000,000	4,999,611	4,999,500
<b>Grand Total</b>	<b>365,000,000</b>	<b>365,694,797</b>	<b>365,841,325</b>

**Weighted Average Return Including Real Estate Portfolio**



**Maturity Distribution**



**Top Issuers**

Issuer	PAR	% Portfolio
US Treasury	210,000,000	57.53%
State of California Tsy.	75,000,000	20.55%
Fed Farm Credit Bank	45,000,000	12.33%
Fed Home Loan Bank	20,000,000	5.48%
Fed Home Loan Mortgage Corp	10,000,000	2.74%
Fed Natl Mortgage Assoc	5,000,000	1.37%
<b>Grand Total</b>	<b>365,000,000</b>	<b>100.00%</b>

IRVINE RANCH WATER DISTRICT  
INVESTMENT SUMMARY REPORT

10/31/21

SETTLMT	Call Schedule	Initial Call	Maturity Date	Rating	INVESTMENT TYPE	INSTITUTION / ISSUER	PAR Amount	COUPON DISCOUNT	YIELD	ORIGINAL COST	CARRY VALUE	MARKET VALUE <sup>(1)</sup> 10/31/2021	UNREALIZED <sup>(2)</sup> GAIN/(LOSS)
07/24/20			11/01/21		LAIF	State of California Tsy.	\$75,000,000		0.203%	\$75,000,000.00	\$75,000,000.00	74,990,524.58	(9,475.42)
10/06/21	NA	NA	11/02/21	Aaa/NR/AAA	Treasury - Bill	US Treasury	5,000,000	0.108%	0.110%	4,999,595.00	4,999,985.00	5,000,000.00	15.00
11/05/19	NA	NA	11/15/21	Aaa/NR/AAA	Treasury - Note	US Treasury	5,000,000	2.875%	1.610%	5,125,585.94	5,002,372.74	5,005,350.00	2,977.26
07/15/21	NA	NA	11/18/21	Aaa/NR/AAA	Treasury - Bill	US Treasury	10,000,000	0.040%	0.041%	9,998,600.00	9,999,811.11	9,999,800.00	(11.11)
06/11/21	NA	NA	11/26/21	Aaa/NR/AAA	Treasury - Bill	US Treasury	5,000,000	0.030%	0.030%	4,999,300.00	4,999,895.83	4,999,800.00	(95.83)
11/08/19	NA	NA	11/30/21	Treasury - Bill	Treasury - Note	US Treasury	5,000,000	1.750%	1.680%	5,007,031.25	5,000,270.79	5,006,650.00	6,379.21
03/17/21	NA	NA	11/30/21	Aaa/AA+/NR	Treasury - Note	US Treasury	5,000,000	1.875%	0.057%	5,064,120.00	5,010,935.19	5,007,150.00	(3,785.19)
09/28/20	NA	NA	12/03/21	Aaa/AA+/AAA	FFCB - Note	Fed Farm Credit Bank	5,000,000	0.150%	0.120%	5,001,765.00	5,000,131.04	5,000,100.00	(31.04)
10/30/20	NA	NA	12/15/21	Aaa/NR/AAA	Treasury - Note	US Treasury	5,000,000	2.625%	0.127%	5,140,429.69	5,015,033.84	5,015,150.00	116.16
04/23/20	NA	NA	12/20/21	Aaa/AA+/NR	FHLB - Note	Fed Home Loan Bank	10,000,000	1.625%	0.309%	10,217,480.00	10,031,581.25	10,021,100.00	(10,481.25)
06/30/21	NA	NA	12/30/21	Aaa/AA+/NR	Treasury - Bill	US Treasury	5,000,000	0.040%	0.041%	4,998,983.33	4,999,672.22	4,999,350.00	(322.22)
11/25/19	NA	NA	12/31/21	Aaa/NR/AAA	Treasury - Note	US Treasury	5,000,000	2.000%	1.619%	5,039,062.50	5,003,055.74	5,015,500.00	12,444.26
06/02/21	NA	NA	12/31/21	Aaa/NR/AAA	Treasury - Note	US Treasury	10,000,000	2.125%	0.027%	10,121,093.75	10,034,271.82	10,033,100.00	(1,171.82)
08/31/21	NA	NA	01/10/22	NR	FFCB - Discount Note	Fed Farm Credit Bank	5,000,000	0.040%	0.041%	4,999,266.67	4,999,611.11	4,999,500.00	(111.11)
05/26/21	NA	NA	01/11/22	Aaa/AA+/AAA	FNMA - Note	Fed Natl Mortgage Assoc	5,000,000	2.625%	0.031%	5,081,057.95	5,025,022.24	5,023,950.00	(1,072.24)
11/25/19	NA	NA	01/13/22	Aaa/NA/NR	FHLMC - Note	Fed Home Loan Mortgage Corp	5,000,000	2.375%	1.635%	5,077,250.00	5,007,229.81	5,022,150.00	14,920.19
08/14/20	NA	NA	01/13/22	Aaa/AA+/AAA	FHLMC - Note	Fed Home Loan Mortgage Corp	5,000,000	2.375%	0.147%	5,157,297.23	5,022,210.25	5,022,150.00	(60.25)
03/08/19	NA	NA	01/15/22	Aaa/AA+/NR	Treasury - Note	US Treasury	5,000,000	2.500%	2.460%	5,005,468.75	5,000,392.87	5,024,750.00	24,357.13
12/19/19	NA	NA	01/31/22	Aaa/NR/AAA	Treasury - Note	US Treasury	5,000,000	1.875%	1.641%	5,024,218.75	5,002,847.42	5,022,300.00	19,452.58
03/21/19	NA	NA	02/03/22	Aaa/AA+/AAA	FFCB - Note	Fed Farm Credit Bank	5,000,000	2.030%	2.361%	4,954,350.00	4,995,913.24	5,024,250.00	28,336.76
12/19/19	NA	NA	02/15/22	Aaa/NR/AAA	Treasury - Note	US Treasury	5,000,000	2.500%	1.652%	5,089,453.13	5,012,017.78	5,034,900.00	22,882.22
11/13/20	NA	NA	02/28/22	Aaa/NR/AAA	Treasury - Note	US Treasury	5,000,000	1.875%	0.139%	5,112,304.69	5,028,314.11	5,029,650.00	1,335.89
11/19/20	NA	NA	02/28/22	Aaa/NR/AAA	Treasury - Note	US Treasury	5,000,000	1.750%	0.126%	5,103,710.94	5,026,484.12	5,027,600.00	1,115.88
06/09/21	NA	NA	02/28/22	Aaa/NR/AAA	Treasury - Note	US Treasury	5,000,000	1.125%	0.051%	5,038,964.84	5,017,563.70	5,017,300.00	(263.70)
03/08/19	NA	NA	03/11/22	Aaa/AA+/NR	FHLB - Note	Fed Home Loan Bank	5,000,000	2.500%	2.549%	5,002,750.00	5,000,325.30	5,043,200.00	42,874.70
12/23/20	NA	NA	03/22/22	Aaa/AA+/AAA	FFCB - Note	Fed Farm Credit Bank	10,000,000	0.090%	0.090%	10,000,000.00	10,000,000.00	10,000,200.00	200.00
12/19/19	NA	NA	03/31/22	Aaa/NR/AAA	Treasury - Note	US Treasury	5,000,000	1.875%	1.645%	5,025,585.94	5,004,607.31	5,036,350.00	31,742.69
04/30/21	NA	NA	03/31/22	Aaa/NR/AAA	Treasury - Note	US Treasury	5,000,000	0.375%	0.056%	5,014,648.44	5,006,559.00	5,005,450.00	(1,109.00)
02/21/20	NA	NA	04/14/22	Aaa/AA+/AAA	FFCB - Note	Fed Farm Credit Bank	5,000,000	1.400%	1.414%	4,998,500.00	4,999,551.72	5,029,350.00	29,798.28
04/23/20	NA	NA	04/21/22	Aaa/AA+/NR	FFCB - Note	Fed Farm Credit Bank	10,000,000	1.580%	0.320%	10,250,200.00	10,061,518.96	10,069,900.00	8,381.04
08/12/21	NA	NA	05/31/22	Aaa/NR/AAA	Treasury - Note	US Treasury	10,000,000	1.750%	0.061%	10,135,156.25	10,123,468.67	10,096,100.00	(27,368.67)
04/22/21	NA	NA	06/30/22	Aaa/NR/AAA	Treasury - Note	US Treasury	10,000,000	0.125%	0.082%	10,005,078.13	10,002,819.88	10,001,600.00	(1,219.88)
04/30/21	NA	NA	06/30/22	Aaa/NR/AAA	Treasury - Note	US Treasury	5,000,000	0.125%	0.082%	5,002,539.06	5,001,436.42	5,000,800.00	(636.42)
05/28/21	NA	NA	06/30/22	Aaa/NR/AAA	Treasury - Note	US Treasury	5,000,000	0.125%	0.064%	5,003,320.31	5,002,010.54	5,000,800.00	(1,210.54)
05/20/21	NA	NA	06/30/22	Aaa/NR/AAA	Treasury - Note	US Treasury	5,000,000	1.750%	0.065%	5,093,750.00	5,055,649.63	5,054,700.00	(949.63)
01/15/20	NA	NA	07/15/22	Aaa/AA+/NR	FFCB - Note	Fed Farm Credit Bank	5,000,000	1.600%	1.594%	5,000,750.00	5,000,210.53	5,054,050.00	53,839.47
04/28/21	NA	NA	08/31/22	Aaa/NR/NR	Treasury - Note	US Treasury	5,000,000	0.125%	0.102%	5,001,562.50	5,000,966.20	5,000,200.00	(766.20)
04/28/21	NA	NA	09/09/22	Aaa/AA+/NR	FHLB - Note	Fed Home Loan Bank	5,000,000	2.000%	0.112%	5,128,632.30	5,080,427.41	5,080,600.00	172.59
04/22/21	NA	NA	10/31/22	Aaa/NR/AAA	Treasury - Note	US Treasury	10,000,000	0.125%	0.110%	10,002,343.75	10,004,266.02	9,997,700.00	(6,566.02)
05/20/21	NA	NA	11/30/22	Aaa/NR/AAA	Treasury - Note	US Treasury	5,000,000	0.125%	0.103%	5,001,647.15	5,001,160.96	4,997,450.00	(3,710.96)
10/15/21	NA	NA	12/15/22	Aaa/AA/AAA	Treasury - Note	US Treasury	10,000,000	1.625%	0.140%	10,173,046.88	10,166,141.25	10,159,800.00	(6,341.25)
09/30/21	NA	NA	01/31/23	Aaa/NR/AAA	Treasury - Note	US Treasury	5,000,000	0.125%	0.143%	4,998,828.13	4,998,904.97	4,991,400.00	(7,504.97)
10/07/21	NA	NA	02/28/23	Aaa/AA/AAA	Treasury - Note	US Treasury	10,000,000	0.125%	0.181%	9,992,187.50	9,992,571.22	9,977,300.00	(15,271.22)
09/09/21	NA	NA	03/31/23	Aaa/AA/AAA	Treasury - Note	US Treasury	10,000,000	0.125%	0.153%	9,995,703.13	9,996,104.07	9,971,900.00	(24,204.07)
09/30/21	NA	NA	04/30/23	Aaa/AA/AAA	Treasury - Note	US Treasury	10,000,000	0.125%	0.202%	9,987,890.63	9,988,562.21	9,965,200.00	(23,362.21)
10/19/21	NA	NA	04/30/23	Aaa/AA/AAA	Treasury - Note	US Treasury	10,000,000	0.125%	0.307%	9,972,265.63	9,972,911.77	9,965,200.00	(7,711.77)
SUB-TOTAL							\$365,000,000			\$367,142,775.14	\$365,694,797.27	\$365,841,324.58	\$146,527.30
TOTAL INVESTMENTS							\$365,000,000			\$367,142,775.14	\$365,694,797.27	\$365,841,324.58	\$146,527.30



IRVINE RANCH WATER DISTRICT  
INVESTMENT SUMMARY REPORT

10/31/21

SETTLMT	Call Schedule	Initial Call	Maturity Date	Rating	INVESTMENT TYPE	INSTITUTION / ISSUER	PAR Amount	COUPON DISCOUNT	YIELD	ORIGINAL COST	CARRY VALUE	MARKET VALUE <sup>(1)</sup> 10/31/2021	UNREALIZED <sup>(2)</sup> GAIN/(LOSS)
					Petty Cash					3,400.00			
					Ck Balance	Bank of America	ECR	0.19%		11,078,018.40			
										<u>\$378,224,193.54</u>			

<sup>(1)</sup> LAIF market value is as of the most recent quarter-end as reported by LAIF.  
Security market values are determined using Bank of New York ("Trading Prices"), Bloomberg and/or broker dealer pricing.

<sup>(2)</sup> Gain (loss) calculated against carry value using the trading value provided by Bank of New York/or Brokers

<sup>(3)</sup> Real estate rate of return is based on most recent quarter end return

Outstanding Variable Rate Debt	\$239,100,000
Net Outstanding Variable Rate Debt (Less \$60 million fixed-payer swaps)	\$179,100,000
Investment Balance:	\$378,224,194
Investment to Variable Rate Debt Ratio:	211%
Portfolio - Average Number of Days To Maturity	163

	Investment Portfolio	Real Estate <sup>(3)</sup> Portfolio	Weighted Avg. Return
<b>October</b>	<b>0.41%</b>	<b>11.65%</b>	<b>2.78%</b>
<b>September</b>	<b>0.44%</b>	<b>11.65%</b>	<b>2.76%</b>
<b>Change</b>	<b>-0.03%</b>		<b>0.02%</b>

This Investment Summary Report is in conformity with the 2021 Investment Policy and provides sufficient liquidity to meet the next six months estimated expenditures.  
\*S - Step up

IRVINE RANCH WATER DISTRICT  
SUMMARY OF MATURITIES

10/31/21

DATE	TOTAL	%	LAIF	Agency Notes	Agency Discount Notes	Municipal Bonds	US Treasury
10/21	75,000,000	20.55%	\$75,000,000				
11/21	35,000,000	9.59%					35,000,000
12/21	40,000,000	10.96%		15,000,000			25,000,000
01/22	30,000,000	8.22%		15,000,000	5,000,000		10,000,000
02/22	25,000,000	6.85%		5,000,000			20,000,000
03/22	25,000,000	6.85%		15,000,000			10,000,000
04/22	15,000,000	4.11%		15,000,000			
05/22	10,000,000	2.74%					10,000,000
06/22	25,000,000	6.85%					25,000,000
07/22	5,000,000	1.37%		5,000,000			
08/22	5,000,000	1.37%					5,000,000
09/22	5,000,000	1.37%		5,000,000			
<b>SUB-TOTAL</b>	<b>\$295,000,000</b>	<b>80.82%</b>	<b>\$75,000,000</b>	<b>75,000,000</b>	<b>5,000,000</b>		<b>140,000,000</b>
<b>13 Months - 3 YEARS</b>							
10/01/2022 - 12/31/2022	\$25,000,000	6.85%					25,000,000
01/01/2023 - 03/31/2023	\$25,000,000	6.85%					25,000,000
04/01/2023 +	\$20,000,000	5.48%					20,000,000
<b>TOTALS</b>	<b>\$365,000,000</b>	<b>100.00%</b>	<b>\$75,000,000</b>	<b>75,000,000</b>	<b>5,000,000</b>		<b>210,000,000</b>

% OF PORTFOLIO 20.55% 20.55% 1.37% 57.53%

Irvine Ranch Water District  
Summary of Real Estate - Income Producing Investments  
9/30/2021

	ACQUISITION DATE	PROPERTY TYPE	OWNERSHIP INTEREST	ORIGINAL COST	MARKET VALUE 6/30/2021	ANNUALIZED RATE OF RETURN QUARTER ENDED 9/30/2021
Sycamore Canyon	Dec-92	Apartments	Fee Simple	\$ 43,550,810	\$ 170,000,000	21.22%
Wood Canyon Villas	Jun-91	Apartments	Limited Partner	\$ 6,000,000	\$ 32,258,924	8.52%
ITC (230 Commerce)	Jul-03	Office Building	Fee Simple	\$ 5,739,845	\$ 12,000,000	9.40%
Waterworks Business Pk.	Nov-08	Research & Dev.	Fee Simple	\$ 8,630,577	\$ 11,600,000	7.19%
Sand Canyon Professional Center - Medical Office	Jul-12	Medical Office	Fee Simple	\$ 8,648,594	\$ 11,900,000	9.40%
Sand Canyon Professional Center - General Office	Sep-20	Office Building	Fee Simple	\$ 25,985,968	\$ 33,250,000	-0.92%
<b>Total - Income Properties</b>				<b>\$ 98,555,794</b>	<b>\$ 271,008,924</b>	<b>11.65%</b>

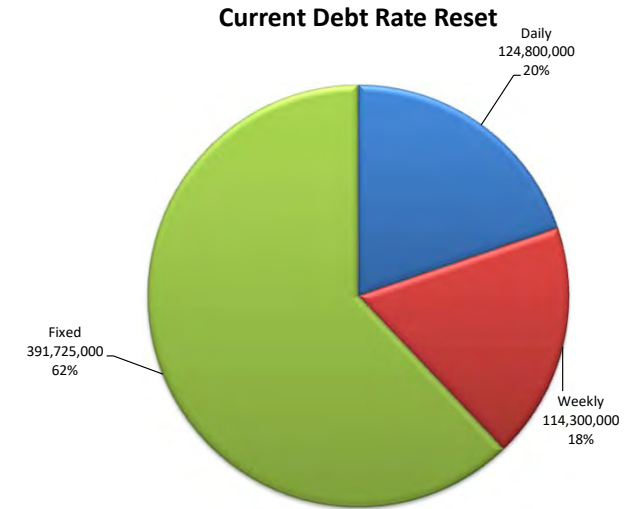
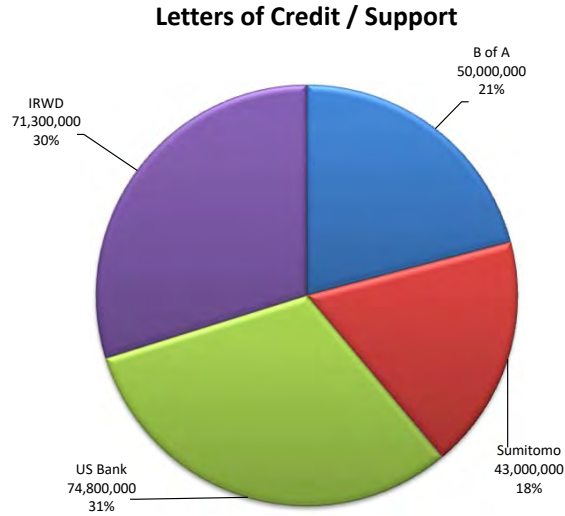
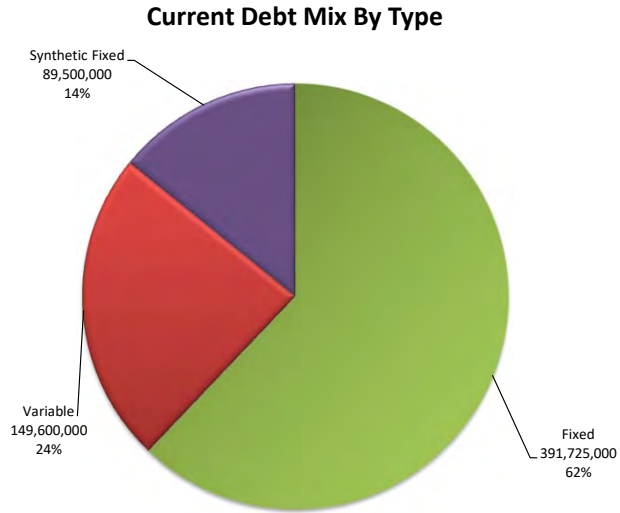
**IRVINE RANCH WATER DISTRICT INVESTMENT SUMMARY REPORT**  
**INVESTMENT ACTIVITY**  
**Oct-21**

**MATURITIES/SALES/CALLS**

**PURCHASES**

DATE	SECURITY TYPE	PAR	YIELD	Settlement Date	Maturity Date	SECURITY TYPE	PAR	YIELD TO MATURITY
10/5/2021	FHLB - Discount Note	\$5,000,000	0.04%	10/6/2021	11/2/2021	Treasury - Bill	\$5,000,000	0.11%
10/7/2021	FNMA - Note	\$10,000,000	0.14%	10/7/2021	2/28/2023	Treasury - Note	\$10,000,000	0.18%
10/15/2021	Treasury - Note	\$5,000,000	1.54%	10/15/2021	12/15/2022	Treasury - Note	\$10,000,000	0.14%
10/15/2021	FFCB - Note	\$5,000,000	1.64%	10/19/2021	4/30/2023	Treasury - Note	\$10,000,000	0.31%
10/19/2021	FHLB - Note	\$10,000,000	0.13%					
10/26/2021	FFCB - Discount Note	\$5,000,000	0.13%					

Exhibit "B"  
**Irvine Ranch Water District**  
**Summary of Fixed and Variable Rate Debt**  
**October 2021**



**Outstanding Par by Series**

Series	Issue Date	Maturity Date	Remaining Principal	Percent	Letter of Credit/Support	Rmkt Agent	Mode	Reset
Series 1993	05/19/93	04/01/33	\$24,800,000	3.93%	US Bank	BAML	Variable	Daily
Series 2008-A Refunding	04/24/08	07/01/35	\$43,000,000	6.82%	Sumitomo	BAML	Variable	Weekly
Series 2011-A-1 Refunding	04/15/11	10/01/37	\$42,780,000	6.78%	IRWD	Goldman	Variable	Weekly
Series 2011-A-2 Refunding	04/15/11	10/01/37	\$28,520,000	4.52%	IRWD	Goldman	Variable	Weekly
Series 2009 - A	06/04/09	10/01/41	\$50,000,000	7.93%	US Bank	US Bank	Variable	Daily
Series 2009 - B	06/04/09	10/01/41	\$50,000,000	7.93%	B of A	Goldman	Variable	Daily
2016 COPS	09/01/16	03/01/46	\$113,325,000	17.96%	N/A	N/A	Fixed	Fixed
2010 Build America Taxable Bond	12/16/10	05/01/40	\$175,000,000	27.74%	N/A	N/A	Fixed	Fixed
Series 2016	10/12/16	02/01/46	\$103,400,000	16.39%	N/A	N/A	Fixed	Fixed
<b>Total</b>			<b>\$630,825,000</b>	<b>100.00%</b>				

**IRVINE RANCH WATER DISTRICT**  
**SUMMARY OF FIXED & VARIABLE RATE DEBT**

October-21

ITN
Daily
Weekly

GENERAL BOND INFORMATION							LETTER OF CREDIT INFORMATION										TRUSTEE INFORMATION									
VARIABLE RATE ISSUES	Issue Date	Maturity Date	Principal Payment Date	Payment Date	Original Par Amount	Remaining Principal	Letter of Credit	Reimbursement Agreement Date	L/C Exp. Date	MOODY'S	S&P	FITCH	LOC Stated Amount	LOC Fee	Annual LOC Cost	Rmkt Agent	Reset	Rmkt Fees	Annual Cost	Trustee						
SERIES 1993	05/19/93	04/01/33	Apr 1	5th Bus. Day	\$38,300,000	\$24,800,000	US BANK	05/07/15	12/15/21	Aa3/VMIG1	AA-/A-1+	N/R	\$25,134,290	0.3300%	\$82,943	BAML	DAILY	0.10%	\$24,800	BANK OF NY						
SERIES 2008-A Refunding	04/24/08	07/01/35	Jul 1	5th Bus. Day	\$60,215,000	\$43,000,000	SUMITOMO	04/01/11	05/28/25	A1/P-1	A/A-1	A/F1	\$43,636,164	0.3150%	\$137,454	BAML	WED	0.07%	\$30,100	BANK OF NY						
SERIES 2011-A-1 Refunding	04/15/11	10/01/37	Oct 1	1st Bus. Day	\$60,545,000	\$42,780,000	N/A	N/A	N/A	Aa1/VMIG1	A-1+	AAA/F1+	N/A	N/A	N/A	Goldman	WED	0.13%	\$53,475	BANK OF NY						
SERIES 2011-A-2 Refunding	04/15/11	10/01/37	Oct 1	1st Bus. Day	\$40,370,000	\$28,520,000	N/A	N/A	N/A	Aa1/VMIG1	A-1+	AAA/F1+	N/A	N/A	N/A	Goldman	WED	0.13%	\$35,650	BANK OF NY						
SERIES 2009 - A	06/04/09	10/01/41	Oct 1	1st Bus. Day	\$75,000,000	\$50,000,000	US BANK	04/01/11	12/15/21	Aa2/VMIG 1	AA-/A-1+	AA/F1+	\$50,558,904	0.3300%	\$166,844	US Bank	DAILY	0.07%	\$35,000	US BANK						
SERIES 2009 - B	06/04/09	10/01/41	Oct 1	1st Bus. Day	\$75,000,000	\$50,000,000	B of A	04/01/11	05/16/22	Aa2/VMIG 1	A/A-1	A1/F1+	\$50,558,904	0.3000%	\$151,677	Goldman	DAILY	0.10%	\$50,000	US BANK						
					<b>\$349,430,000</b>	<b>\$239,100,000</b>	<b>SUB-TOTAL VARIABLE RATE DEBT</b>										<b>\$169,888,263</b>		<b>0.3172%</b>		<b>\$538,918</b>		<b>0.10%</b>		<b>\$229,025</b>	
																	(Wt. Avg)				(Wt. Avg)					
FIXED RATE ISSUES																										
2010 GO Build America Taxable Bonds	12/16/10	05/01/40	May (2025)	May/Nov	\$175,000,000	\$175,000,000	N/A	N/A	N/A	Aa1	AAA	NR	N/A	N/A	N/A	N/A	N/A	N/A	N/A	US BANK						
2016 COPS	09/01/16	03/01/46	Mar 1	Mar/Sept	\$116,745,000	\$113,325,000	N/A	N/A	N/A	NR	AAA	AAA	N/A	N/A	N/A	N/A	N/A	N/A	N/A	US BANK						
SERIES 2016	10/12/16	02/01/46	Feb (2022)	Feb/Aug	\$103,400,000	\$103,400,000	N/A	N/A	N/A	NR	AAA	AAA	N/A	N/A	N/A	N/A	N/A	N/A	N/A	BANK OF NY						
					<b>\$395,145,000</b>	<b>\$391,725,000</b>	<b>SUB-TOTAL FIXED RATE DEBT</b>																			
					<b>\$744,575,000</b>	<b>\$630,825,000</b>	<b>TOTAL- FIXED &amp; VARIABLE RATE DEBT</b>																			

Remarketing Agents			GO VS COP's		
Goldman	121,300,000	51%	GO:	517,500,000	82%
BAML	67,800,000	28%	COPS:	113,325,000	18%
US Bank	50,000,000	21%	Total	<u>630,825,000</u>	
	<u>239,100,000</u>				

LOC Banks		Breakdown Between Variable & Fixed Rate Mode	
SUMITOMO	43,000,000	Daily Issues	124,800,000 20%
BANK OF AMERICA	50,000,000	Weekly Issues	43,000,000 7%
US BANK	74,800,000	ITN Issues	71,300,000 11%
	<u>167,800,000</u>	Sub-Total	<u>239,100,000</u>
		Fixed Rate Issues	\$391,725,000 62%
		Sub-Total - Fixed	<u>391,725,000</u>
		TOTAL DEBT	
		FIXED & VAR.	<u>630,825,000</u> 100%

SUMMARY OF DEBT RATES

Oct-21

Rmkt Agent Mode	GOLDMAN DAILY	GOLDMAN WEEKLY	GOLDMAN WEEKLY	MERRILL LYNCH DAILY	MERRILL LYNCH WEEKLY	US BANK DAILY
Bond Issue	2009 - B	2011 A-1	2011 A-2	1993	2008-A	2009-A
Par Amount	50,000,000	42,780,000	28,520,000	24,800,000	43,000,000	50,000,000
LOC Bank	BOFA	(SIFMA + 3)	(SIFMA + 3)	US BANK	Sumitomo	US BANK
Reset		Wednesday	Wednesday	Wednesday	Wednesday	
10/1/2021	0.02%	0.08%	0.08%	0.04%	0.05%	0.03%
10/2/2021	0.02%	0.08%	0.08%	0.04%	0.05%	0.03%
10/3/2021	0.02%	0.08%	0.08%	0.04%	0.05%	0.03%
10/4/2021	0.01%	0.08%	0.08%	0.02%	0.05%	0.01%
10/5/2021	0.01%	0.08%	0.08%	0.01%	0.05%	0.01%
10/6/2021	0.01%	0.08%	0.08%	0.01%	0.05%	0.01%
10/7/2021	0.01%	0.08%	0.08%	0.01%	0.05%	0.01%
10/8/2021	0.02%	0.08%	0.08%	0.01%	0.05%	0.01%
10/9/2021	0.02%	0.08%	0.08%	0.01%	0.05%	0.01%
10/10/2021	0.02%	0.08%	0.08%	0.01%	0.05%	0.01%
10/11/2021	0.02%	0.08%	0.08%	0.01%	0.05%	0.01%
10/12/2021	0.01%	0.08%	0.08%	0.01%	0.05%	0.01%
10/13/2021	0.01%	0.08%	0.08%	0.01%	0.05%	0.01%
10/14/2021	0.01%	0.08%	0.08%	0.01%	0.06%	0.03%
10/15/2021	0.01%	0.08%	0.08%	0.01%	0.06%	0.03%
10/16/2021	0.01%	0.08%	0.08%	0.01%	0.06%	0.03%
10/17/2021	0.01%	0.08%	0.08%	0.01%	0.06%	0.03%
10/18/2021	0.01%	0.08%	0.08%	0.01%	0.06%	0.02%
10/19/2021	0.01%	0.08%	0.08%	0.01%	0.06%	0.01%
10/20/2021	0.01%	0.08%	0.08%	0.01%	0.06%	0.01%
10/21/2021	0.01%	0.08%	0.08%	0.01%	0.06%	0.02%
10/22/2021	0.01%	0.08%	0.08%	0.01%	0.06%	0.01%
10/23/2021	0.01%	0.08%	0.08%	0.01%	0.06%	0.01%
10/24/2021	0.01%	0.08%	0.08%	0.01%	0.06%	0.01%
10/25/2021	0.01%	0.08%	0.08%	0.01%	0.06%	0.01%
10/26/2021	0.01%	0.08%	0.08%	0.01%	0.06%	0.01%
10/27/2021	0.01%	0.08%	0.08%	0.01%	0.06%	0.01%
10/28/2021	0.01%	0.08%	0.08%	0.01%	0.05%	0.01%
10/29/2021	0.02%	0.08%	0.08%	0.01%	0.05%	0.01%
10/30/2021	0.02%	0.08%	0.08%	0.01%	0.05%	0.01%
10/31/2021	0.02%	0.08%	0.08%	0.01%	0.05%	0.01%
Avg Interest Rates	0.01%	0.08%	0.08%	0.01%	0.05%	0.02%
Rmkt Fee	0.10%	0.13%	0.13%	0.10%	0.07%	0.07%
LOC Fee	0.30%			0.33%	0.32%	0.33%
<b>All-In Rate</b>	<b>0.41%</b>	<b>0.21%</b>	<b>0.21%</b>	<b>0.44%</b>	<b>0.44%</b>	<b>0.42%</b>
Par Amount	92,780,000		28,520,000	67,800,000		50,000,000

Interest Rate Mode	Percent of Total Variable Rate Debt	Par Outstanding	Weighted All-In Average Rate	Base Rate Average
Daily	52.20%	124,800,000	0.42%	0.01%
Weekly	47.80%	114,300,000	0.29%	0.07%
	100.00%	<b>\$ 239,100,000</b>	0.36%	0.04%
<b>Fixed</b>				
COPS 2016	28.93%	113,325,000	2.90%	
BABS 2010	44.67%	175,000,000	4.44%	(1)
SERIES 2016	26.40%	103,400,000	3.32%	
	100.00%	<b>\$ 391,725,000</b>	3.70%	
All-In Debt Rate Including \$60 Million Notional Amount of Swaps				<b>2.95%</b>

(1) Rate adjusted up from 4.35% as a result of sequestration reducing BAB's subsidy by 5.7%

Note: This page is intentionally left blank.



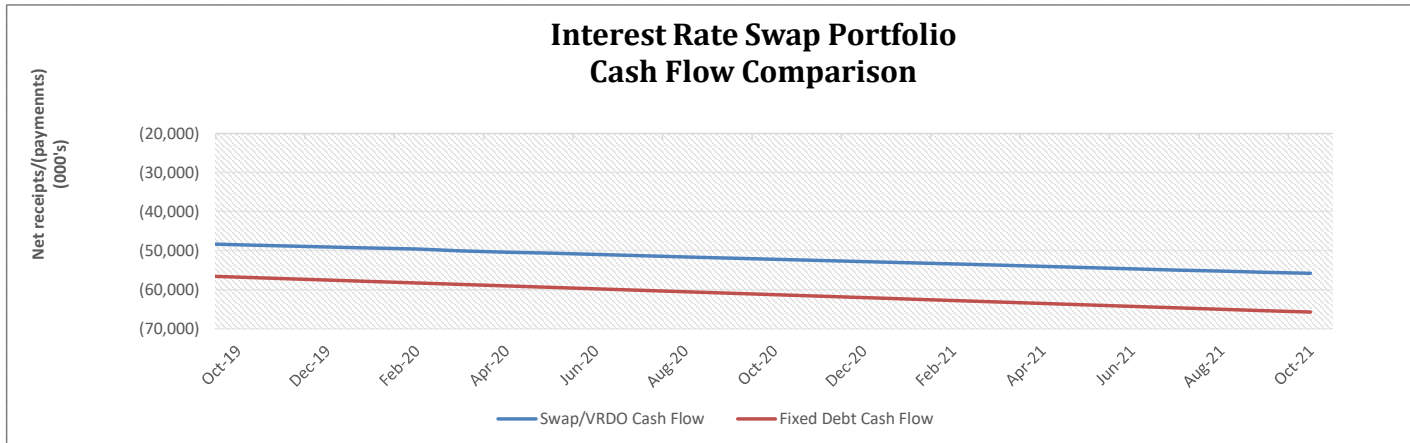
Exhibit "C"  
**Irvine Ranch Water District**  
**Interest Rate Swap Summary**  
**October 2021**

	Prior Mo.	Current Mo.	12-Mo Avg
LIBOR Avg %	0.09%	0.08%	0.11%

Current Fiscal Year Active Swaps								Cash Flow				Mark to Market	
Effective Date	Maturity Date	Years to Maturity	Counter Party	Notional Amt	Type	Base Index	Fixed Rate	Prior Month	Current Month	Fiscal YTD	(Since 3/07)	Current Mark to Market	Notional Difference
											Cumulative Net Accrual		
<b>Fixed Payer Swaps - By Effective Date</b>													
3/10/2007	3/10/2029	7.4	ML	30,000,000	FXP	LIBOR	5.687%	(135,231)	(135,368)	(554,788)	(20,314,055)	20,685,716	(9,314,284)
3/10/2007	3/10/2029	7.4	CG	30,000,000	FXP	LIBOR	5.687%	(135,231)	(135,368)	(554,788)	(20,314,055)	20,678,770	(9,321,230)
Totals/Weighted Avgs				7.4	\$ 60,000,000		5.687%	\$ (270,462)	\$ (270,736)	\$ (1,109,576)	\$ (40,628,109)	\$ 41,364,486	\$ (18,635,514)
Total Current Year Active Swaps					\$ 60,000,000			\$ (270,462)	\$ (270,736)	\$ (1,109,576)	\$ (40,628,109)	\$ 41,364,486	\$ (18,635,514)

Current Fiscal Year Terminated Swaps								Cash Flow				Mark to Market	
Effective Date	Maturity Date		Counter Party	Notional Amt	Type	Base Index	Fixed Rate	Prior Month	Current Month	Fiscal YTD	Cumulative Net Accrual	Current Mark to Market	Notional Difference
Total Current Year Terminated Swaps					\$ -			\$ -	\$ -	\$ -	\$ -	\$ -	\$ -

Current Fiscal Year - Total Swaps								Cash Flow				Mark to Market	
								Prior Month	Current Month	Fiscal YTD	Cumulative Net Accrual	Current Mark to Market	Notional Difference
Total Current Year Active & Terminated Swaps					\$ 60,000,000			\$ (270,462)	\$ (270,736)	\$ (1,109,576)	\$ (40,628,109)	\$ 41,364,486	\$ (18,635,514)



Cash Flow Comparison Synthetic Fixed vs. Fixed Rate Debt	
	<u>Cash Flow to Date</u>
Synthetic Fixed =	\$55,835,897
Fixed Rate =	\$65,721,070
<u>Assumptions:</u>	
- Fixed rate debt issued at 4.93% in Mar-07 (estimated TE rate - Bloomberg)	
- 'Synthetic' includes swap cash flow + interest + fees to date	

Note: This page is intentionally left blank.

# Exhibit "D"

## IRVINE RANCH WATER DISTRICT AP DISBURSEMENTS AND VOIDS FOR OCT 2021

CHECK OR ELECTRONIC #	PAYMENT DATE	SUPPLIERS	PAYMENT AMOUNT	PAYMENT METHOD	STATUS
421839	7-Oct-21	Barboza, Armando	288.00	IRWD Check	Reconciled
421840	7-Oct-21	Schreiner, Terrance M Jr (Terrance)	298.00	IRWD Check	Reconciled
421841	7-Oct-21	ABC ICE, INC	1,160.37	IRWD Check	Reconciled
421842	7-Oct-21	ABM INDUSTRY GROUPS, LLC	35,718.08	IRWD Check	Reconciled
421843	7-Oct-21	ABSOLUTE STANDARDS, INC.	312.50	IRWD Check	Reconciled
421844	7-Oct-21	ACCUSOURCE, INC.	430.47	IRWD Check	Reconciled
421845	7-Oct-21	ACCUSTANDARD INC	168.44	IRWD Check	Reconciled
421846	7-Oct-21	ADAM'S FALCONRY SERVICE, LLC	1,560.00	IRWD Check	Reconciled
421847	7-Oct-21	ADS CORP.	2,325.00	IRWD Check	Reconciled
421848	7-Oct-21	AECOM TECHNICAL SERVICES, INC.	2,057.00	IRWD Check	Reconciled
421849	7-Oct-21	AIRGAS, INC.	742.89	IRWD Check	Reconciled
421850	7-Oct-21	AM CONSERVATION GROUP, INC.	376.59	IRWD Check	Reconciled
421851	7-Oct-21	AMAZON CAPITAL SERVICES, INC.	495.22	IRWD Check	Reconciled
421852	7-Oct-21	AMETEK BROOKFIELD	890.05	IRWD Check	Reconciled
421853	7-Oct-21	ANDERSONPENNA PARTNERS, INC.	28,134.00	IRWD Check	Reconciled
421854	7-Oct-21	APPLIED ENGINEERING CONCEPTS	4,690.00	IRWD Check	Reconciled
421855	7-Oct-21	AQUA BEN CORPORATION	17,977.80	IRWD Check	Reconciled
421856	7-Oct-21	AT&T	4,513.41	IRWD Check	Reconciled
421857	7-Oct-21	ATHENS SERVICES	1,851.36	IRWD Check	Reconciled
421858	7-Oct-21	ATLAS COPCO USA HOLDINGS INC	14,233.79	IRWD Check	Reconciled
421859	7-Oct-21	AUTOZONE PARTS, INC.	900.88	IRWD Check	Reconciled
421860	7-Oct-21	BALANCE INDUSTRIAL SCALE, INC.	1,190.00	IRWD Check	Reconciled
421861	7-Oct-21	BATTERIES PLUS AND BATTERIES PLUS BULBS	36.41	IRWD Check	Reconciled
421862	7-Oct-21	C WELLS PIPELINE MATERIALS INC	14,649.15	IRWD Check	Reconciled
421863	7-Oct-21	CALIFORNIA ASSOCIATION OF SANITATION AGENCIES	1,000.00	IRWD Check	Reconciled
421864	7-Oct-21	CALIFORNIA BARRICADE RENTAL, INC.	6,125.00	IRWD Check	Reconciled
421865	7-Oct-21	CANON SOLUTIONS AMERICA, INC.	924.91	IRWD Check	Reconciled
421866	7-Oct-21	CANON SOLUTIONS AMERICA, INC.	5,208.07	IRWD Check	Reconciled
421867	7-Oct-21	CDW GOVERNMENT LLC	31,331.78	IRWD Check	Reconciled
421868	7-Oct-21	CEM CORPORATION	1,341.49	IRWD Check	Reconciled
421869	7-Oct-21	CHARLES P CROWLEY COMPANY INC	3,344.51	IRWD Check	Reconciled
421870	7-Oct-21	CITY OF TUSTIN	998.62	IRWD Check	Reconciled
421871	7-Oct-21	CLEAN ENERGY	6,808.23	IRWD Check	Reconciled
421872	7-Oct-21	COLONIAL LIFE & ACCIDENT INSURANCE CO.	741.42	IRWD Check	Reconciled
421873	7-Oct-21	CONSTELLATION NEWENERGY, INC.	73,822.06	IRWD Check	Reconciled
421874	7-Oct-21	CORELOGIC INC	128.14	IRWD Check	Reconciled
421875	7-Oct-21	COX COMMUNICATIONS, INC.	275.37	IRWD Check	Reconciled
421876	7-Oct-21	D & H WATER SYSTEMS INC.	10,964.01	IRWD Check	Reconciled
421877	7-Oct-21	DAYTON CERTIFIED WELDING, INC.	3,750.00	IRWD Check	Reconciled
421878	7-Oct-21	DEMARIA ELECTRIC MOTOR SERVICES, INC.	8,006.36	IRWD Check	Reconciled
421879	7-Oct-21	DEPARTMENT OF INDUSTRIAL RELATIONS STATE OF CALIFORNIA	2,025.00	IRWD Check	Reconciled
421880	7-Oct-21	DRAKE TRAFFIC CONTROL SERVICES INC	6,900.00	IRWD Check	Reconciled
421881	7-Oct-21	DUDEK	14,449.08	IRWD Check	Reconciled
421882	7-Oct-21	EHS INTERNATIONAL, INC	1,080.00	IRWD Check	Reconciled
421883	7-Oct-21	ENVIRONMENTAL ENGINEERING AND CONTRACTING, INC.	13,995.00	IRWD Check	Reconciled
421884	7-Oct-21	ENVIRONMENTAL RESOURCE ASSOCIATES	458.71	IRWD Check	Reconciled
421885	7-Oct-21	ENVIRONMENTAL SCIENCE ASSOCIATES	20,967.54	IRWD Check	Reconciled
421886	7-Oct-21	ESTRADA, LETICIA	69.53	IRWD Check	Negotiable
421887	7-Oct-21	EUROFINS CALSCIENCE, LLC	2,058.00	IRWD Check	Reconciled
421888	7-Oct-21	EXECUTIVE LIGHTING & ELECTRIC	616.53	IRWD Check	Reconciled
421889	7-Oct-21	FASTBLUE COMMUNICATIONS INC.	1,917.00	IRWD Check	Reconciled
421890	7-Oct-21	FIRST AMERICAN TITLE CO.	3,000.00	IRWD Check	Reconciled
421891	7-Oct-21	FISHER SCIENTIFIC COMPANY LLC	5,740.32	IRWD Check	Reconciled
421892	7-Oct-21	FLEET SOLUTIONS LLC	5,812.86	IRWD Check	Reconciled
421893	7-Oct-21	FLORES, ESGARDO	34.74	IRWD Check	Negotiable
421894	7-Oct-21	FOUGHT, CYNTHIA J.	2,686.01	IRWD Check	Reconciled
421895	7-Oct-21	FRANCHISE TAX BOARD	850.00	IRWD Check	Reconciled
421896	7-Oct-21	GANAHL LUMBER CO.	578.72	IRWD Check	Reconciled
421897	7-Oct-21	GCI CONSTRUCTION, INC.	29,076.56	IRWD Check	Reconciled
421898	7-Oct-21	GEORGE HILLS COMPANY, INC.	1,250.00	IRWD Check	Reconciled
421899	7-Oct-21	GRAINGER	5,832.95	IRWD Check	Reconciled
421900	7-Oct-21	HAAKER EQUIPMENT COMPANY	2,082.72	IRWD Check	Reconciled
421901	7-Oct-21	HACH COMPANY	5,055.21	IRWD Check	Reconciled

**IRVINE RANCH WATER DISTRICT  
AP DISBURSEMENTS AND VOIDS FOR OCT 2021**

<b>CHECK OR ELECTRONIC #</b>	<b>PAYMENT DATE</b>	<b>SUPPLIERS</b>	<b>PAYMENT AMOUNT</b>	<b>PAYMENT METHOD</b>	<b>STATUS</b>
421902	7-Oct-21	HARPER & ASSOCIATES ENGINEERING INC	7,600.00	IRWD Check	Reconciled
421903	7-Oct-21	HARRINGTON INDUSTRIAL PLASTICS LLC	33,572.20	IRWD Check	Reconciled
421904	7-Oct-21	HARTFORD LIFE AND ACCIDENT INSURANCE COMPANY	66.94	IRWD Check	Reconciled
421905	7-Oct-21	HAZEN AND SAWYER	4,010.00	IRWD Check	Reconciled
421906	7-Oct-21	HELPMATES STAFFING SERVICES LLC	4,598.52	IRWD Check	Reconciled
421907	7-Oct-21	HI-LINE INC	451.55	IRWD Check	Reconciled
421908	7-Oct-21	HILL BROTHERS CHEMICAL COMPANY	6,922.52	IRWD Check	Reconciled
421909	7-Oct-21	HOME DEPOT USA INC	529.69	IRWD Check	Reconciled
421910	7-Oct-21	HORIZON ENGINEERING SYSTEMS LLC	1,113.00	IRWD Check	Reconciled
421911	7-Oct-21	HSG INC	1,951.00	IRWD Check	Reconciled
421912	7-Oct-21	INDUSTRIAL METAL SUPPLY CO	140.43	IRWD Check	Reconciled
421913	7-Oct-21	INNOVATIVE MACHINE TOOL REPAIR LLC	1,137.50	IRWD Check	Reconciled
421914	7-Oct-21	INTERNATIONAL BROTHERHOOD OF ELECTRICAL WORKERS LOCAL 47	3,182.37	IRWD Check	Reconciled
421915	7-Oct-21	INTERPRO SOLUTIONS, LLC.	162,531.25	IRWD Check	Reconciled
421916	7-Oct-21	IRVINE PACIFIC	168.18	IRWD Check	Reconciled
421917	7-Oct-21	IRVINE PIPE & SUPPLY INC	896.38	IRWD Check	Reconciled
421918	7-Oct-21	IRWD-PETTY CASH CUSTODIAN	1,335.99	IRWD Check	Reconciled
421919	7-Oct-21	JAMBOREE SMOG	416.00	IRWD Check	Negotiable
421920	7-Oct-21	JCI JONES CHEMICALS INC	5,210.55	IRWD Check	Reconciled
421921	7-Oct-21	KAESER COMPRESSORS, INC.	2,452.12	IRWD Check	Reconciled
421922	7-Oct-21	KAZARIANS & ASSOCIATES, INC.	4,345.00	IRWD Check	Reconciled
421923	7-Oct-21	KIMBALL MIDWEST	3,656.83	IRWD Check	Reconciled
421924	7-Oct-21	KROHNE, INC	1,747.56	IRWD Check	Reconciled
421925	7-Oct-21	KRONICK MOSKOVITZ TIEDEMANN & GIRARD	85,426.99	IRWD Check	Reconciled
421926	7-Oct-21	KUTAK ROCK LLP	2,096.00	IRWD Check	Reconciled
421927	7-Oct-21	LANDCARE HOLDINGS, INC.	162,162.10	IRWD Check	Reconciled
421928	7-Oct-21	LEE & RO, INC.	28,056.71	IRWD Check	Reconciled
421929	7-Oct-21	LEE, CHAK YIN JEFFREY	265.88	IRWD Check	Reconciled
421930	7-Oct-21	LENNAR HOMES OF CALIFORNIA, INC.	158.87	IRWD Check	Reconciled
421931	7-Oct-21	LINDSEY, CHARLES	182.77	IRWD Check	Reconciled
421932	7-Oct-21	MADDOX ELECTRIC INC.	7,429.00	IRWD Check	Reconciled
421933	7-Oct-21	MBK ENGINEERS	9,620.75	IRWD Check	Reconciled
421934	7-Oct-21	MC FADDEN-DALE INDUSTRIAL	16.39	IRWD Check	Reconciled
421935	7-Oct-21	MC MASTER CARR SUPPLY CO	1,847.54	IRWD Check	Reconciled
421936	7-Oct-21	MCCALL'S METERS, INC.	847.11	IRWD Check	Reconciled
421937	7-Oct-21	MISCOWATER	2,974.29	IRWD Check	Reconciled
421938	7-Oct-21	MORGAN COMPANY	241.39	IRWD Check	Reconciled
421939	7-Oct-21	MSC INDUSTRIAL SUPPLY CO	518.90	IRWD Check	Reconciled
421940	7-Oct-21	MUNICIPAL WATER DISTRICT OF ORANGE COUNTY	4,437.53	IRWD Check	Reconciled
421941	7-Oct-21	MUTUAL PROPANE	214.59	IRWD Check	Reconciled
421942	7-Oct-21	NCH CORPORATION	629.32	IRWD Check	Reconciled
421943	7-Oct-21	NORTHWOOD PLACE APTS	107.43	IRWD Check	Reconciled
421944	7-Oct-21	NV5, INC.	24,990.00	IRWD Check	Reconciled
421945	7-Oct-21	O'REILLY AUTO ENTERPRISES, LLC	217.40	IRWD Check	Reconciled
421946	7-Oct-21	O.C. SUPERIOR CUSTOM CLEANING	4,392.00	IRWD Check	Reconciled
421947	7-Oct-21	OCTA	9,348.00	IRWD Check	Reconciled
421948	7-Oct-21	OLIN CORPORATION	23,195.73	IRWD Check	Reconciled
421949	7-Oct-21	ONESOURCE DISTRIBUTORS LLC	199.06	IRWD Check	Reconciled
421950	7-Oct-21	ORACLE AMERICA, INC.	5,102.53	IRWD Check	Reconciled
421951	7-Oct-21	ORANGE COUNTY AUTO PARTS CO	1,419.00	IRWD Check	Reconciled
421952	7-Oct-21	ORANGE COUNTY FIRE AUTHORITY	398.00	IRWD Check	Reconciled
421953	7-Oct-21	ORANGE COUNTY SANITATION DISTRICT	47,853.81	IRWD Check	Reconciled
421954	7-Oct-21	PACIFIC COAST BOLT CORP	4,435.74	IRWD Check	Reconciled
421955	7-Oct-21	PACIFIC PARTS & CONTROLS INC	1,579.19	IRWD Check	Reconciled
421956	7-Oct-21	PARKHOUSE TIRE INC	2,990.25	IRWD Check	Reconciled
421957	7-Oct-21	PASCAL & LUDWIG CONSTRUCTORS	128,133.47	IRWD Check	Reconciled
421958	7-Oct-21	PASCAL & LUDWIG CONSTRUCTORS	6,743.86	IRWD Check	Reconciled
421959	7-Oct-21	PELLETIER & ASSOCIATES, INC.	394.00	IRWD Check	Reconciled
421960	7-Oct-21	PERS LONG TERM CARE	447.62	IRWD Check	Reconciled
421961	7-Oct-21	PETRUSSE-NORRIS PAINTING, INC.	4,851.00	IRWD Check	Reconciled
421962	7-Oct-21	PRAXAIR DISTRIBUTION INC	2,086.64	IRWD Check	Reconciled
421963	7-Oct-21	R. G. HELMER CO.,INC	2,385.00	IRWD Check	Reconciled
421964	7-Oct-21	RAM AIR ENGINEERING INC	330.00	IRWD Check	Reconciled

**IRVINE RANCH WATER DISTRICT  
AP DISBURSEMENTS AND VOIDS FOR OCT 2021**

<b>CHECK OR ELECTRONIC #</b>	<b>PAYMENT DATE</b>	<b>SUPPLIERS</b>	<b>PAYMENT AMOUNT</b>	<b>PAYMENT METHOD</b>	<b>STATUS</b>
421965	7-Oct-21	REACH EMPLOYEE ASSISTANCE INC	1,080.80	IRWD Check	Reconciled
421966	7-Oct-21	RED WING SHOE STORE	728.34	IRWD Check	Reconciled
421967	7-Oct-21	RELIANCE STANDARD LIFE INSURANCE COMPANY	31,436.75	IRWD Check	Reconciled
421968	7-Oct-21	RENTOKIL NORTH AMERICA, INC	475.00	IRWD Check	Reconciled
421969	7-Oct-21	RICHARD C. SLADE & ASSOCIATES LLC	17,526.32	IRWD Check	Negotiable
421970	7-Oct-21	RINCON TRUCK CENTER INC.	798.80	IRWD Check	Reconciled
421971	7-Oct-21	RODNEY HARMSWORTH ASSOCIATES, INC.	1,751.00	IRWD Check	Reconciled
421972	7-Oct-21	ROLL RITE	584.93	IRWD Check	Reconciled
421973	7-Oct-21	ROSEDALE - RIO BRAVO WATER STORAGE DISTRICT	519,755.93	IRWD Check	Reconciled
421974	7-Oct-21	RTM ENGINEERING CONSULTANTS, LLC	325.00	IRWD Check	Reconciled
421975	7-Oct-21	SAN MARCO APARTMENTS	425.06	IRWD Check	Reconciled
421976	7-Oct-21	SANTA ANA BLUE PRINT	1,842.53	IRWD Check	Reconciled
421977	7-Oct-21	SANTA MARGARITA FORD	536.90	IRWD Check	Reconciled
421978	7-Oct-21	SCHINDLER ELEVATOR CORPORATION	236.62	IRWD Check	Reconciled
421979	7-Oct-21	SECURITAS SECURITY SERVICES USA, INC.	53,919.33	IRWD Check	Reconciled
421980	7-Oct-21	SHAMROCK SUPPLY CO INC	955.86	IRWD Check	Reconciled
421981	7-Oct-21	SOUTH COAST WATER DISTRICT	1,467.66	IRWD Check	Reconciled
421982	7-Oct-21	SOUTH ORANGE COUNTY WASTEWATER AUTHORITY	58,392.00	IRWD Check	Reconciled
421983	7-Oct-21	SOUTHERN CALIFORNIA EDISON COMPANY	120,424.76	IRWD Check	Reconciled
421984	7-Oct-21	SOUTHWEST VALVE & EQUIPMENT INC	25,199.40	IRWD Check	Reconciled
421985	7-Oct-21	STATE INDUSTRIAL PRODUCTS	527.37	IRWD Check	Reconciled
421986	7-Oct-21	STETSON ENGINEERS INC.	740.75	IRWD Check	Reconciled
421987	7-Oct-21	STREAKWAVE WIRELESS, INC.	2,333.76	IRWD Check	Reconciled
421988	7-Oct-21	SUKLE ADVERTISING INC.	5,530.00	IRWD Check	Reconciled
421989	7-Oct-21	SUN-STAR ELECTRIC, INC.	9,773.26	IRWD Check	Reconciled
421990	7-Oct-21	SWAINS ELECTRIC MOTOR SERVICE	12,714.97	IRWD Check	Negotiable
421991	7-Oct-21	SYN-TECH SYSTEMS INC	825.00	IRWD Check	Reconciled
421992	7-Oct-21	TALEISNIK, GAIL	294.56	IRWD Check	Reconciled
421993	7-Oct-21	TANKVISIONS, INC	30.00	IRWD Check	Reconciled
421994	7-Oct-21	TESTAMERICA LABORATORIES, INC.	527.50	IRWD Check	Reconciled
421995	7-Oct-21	TETRA TECH, INC	113,723.02	IRWD Check	Reconciled
421996	7-Oct-21	THOMPSON & PHIPPS INC	2,643.12	IRWD Check	Reconciled
421997	7-Oct-21	TICIC SUB LLC	1,379.88	IRWD Check	Reconciled
421998	7-Oct-21	TK ELEVATOR CORPORATION	422.90	IRWD Check	Reconciled
421999	7-Oct-21	TOTAL RESOURCE MANAGEMENT, INC	1,912.50	IRWD Check	Reconciled
422000	7-Oct-21	TRI COUNTY PUMP COMPANY	77,549.61	IRWD Check	Reconciled
422001	7-Oct-21	UBERLYTICS, LLC	12,125.00	IRWD Check	Reconciled
422002	7-Oct-21	UCAR COMPOSITES INC	217.60	IRWD Check	Negotiable
422003	7-Oct-21	UNITED SITE SERVICES OF CALIFORNIA INC	242.57	IRWD Check	Reconciled
422004	7-Oct-21	VAUGHAN'S INDUSTRIAL REPAIR CO INC	22,432.82	IRWD Check	Reconciled
422005	7-Oct-21	VERIZON WIRELESS SERVICES LLC	7,962.82	IRWD Check	Reconciled
422006	7-Oct-21	VIDO ARTUKOVICH & SON, INC./VIDMAR, INC. A JV	422,234.91	IRWD Check	Reconciled
422007	7-Oct-21	VIDO ARTUKOVICH & SON, INC./VIDMAR, INC. A JV	22,222.89	IRWD Check	Reconciled
422008	7-Oct-21	WASTE MANAGEMENT COLLECTIONS AND RECYCLING, INC.	6,926.61	IRWD Check	Reconciled
422009	7-Oct-21	WATERLINE TECHNOLOGIES INC	2,720.00	IRWD Check	Reconciled
422010	7-Oct-21	WAXIE'S ENTERPRISES, INC	420.68	IRWD Check	Reconciled
422011	7-Oct-21	WECK LABORATORIES INC	2,235.00	IRWD Check	Reconciled
422012	7-Oct-21	WESTAMERICA COMMUNICATIONS, INC.	1,312.50	IRWD Check	Reconciled
422013	7-Oct-21	WIRELESS WATCHDOGS, LLC	1,972.00	IRWD Check	Reconciled
422014	7-Oct-21	WORKFORCE SAFETY LLC	3,000.00	IRWD Check	Reconciled
422015	7-Oct-21	WYLE, HENRY	11.29	IRWD Check	Reconciled
422016	7-Oct-21	YSI, INC	10,880.60	IRWD Check	Reconciled
422017	7-Oct-21	ZENG, TUO	25.10	IRWD Check	Voided
422018	14-Oct-21	Cano, Marco T (Marco)	91.00	IRWD Check	Reconciled
422019	14-Oct-21	Jordan, Dawn M (Dawn)	15.06	IRWD Check	Negotiable
422020	14-Oct-21	Moeder, Jacob J (Jacob)	55.00	IRWD Check	Reconciled
422021	14-Oct-21	Saini, Mohit	287.74	IRWD Check	Reconciled
422022	14-Oct-21	Torres, Richard P (Richard)	101.00	IRWD Check	Reconciled
422023	14-Oct-21	GOVERNMENTJOBS.COM, INC.	11,418.24	IRWD Check	Reconciled
422024	14-Oct-21	8X8 INC	9,668.89	IRWD Check	Reconciled
422025	14-Oct-21	A&Y ASPHALT CONTRACTORS, INC.	17,342.00	IRWD Check	Reconciled
422026	14-Oct-21	ACHACKZAD, ATIQULLAH	441.00	IRWD Check	Reconciled
422027	14-Oct-21	AECOM TECHNICAL SERVICES, INC.	4,910.00	IRWD Check	Reconciled

**IRVINE RANCH WATER DISTRICT  
AP DISBURSEMENTS AND VOIDS FOR OCT 2021**

<b>CHECK OR ELECTRONIC #</b>	<b>PAYMENT DATE</b>	<b>SUPPLIERS</b>	<b>PAYMENT AMOUNT</b>	<b>PAYMENT METHOD</b>	<b>STATUS</b>
422028	14-Oct-21	AIRGAS, INC.	1,495.77	IRWD Check	Reconciled
422029	14-Oct-21	ALLIANCE APPRAISAL, LLC	3,000.00	IRWD Check	Reconciled
422030	14-Oct-21	ALLIANCE RESOURCE CONSULTING LLC	19,875.00	IRWD Check	Reconciled
422031	14-Oct-21	ALLIED ELECTRONICS INC	1,740.39	IRWD Check	Reconciled
422032	14-Oct-21	ALPHA TRAFFIC SERVICES, INC.	11,635.00	IRWD Check	Reconciled
422033	14-Oct-21	AMAZON CAPITAL SERVICES, INC.	676.69	IRWD Check	Reconciled
422034	14-Oct-21	AMPCO CONTRACTING INC	1,900.00	IRWD Check	Reconciled
422035	14-Oct-21	AQUA-METRIC SALES COMPANY	4,226.94	IRWD Check	Reconciled
422036	14-Oct-21	ARCADIS U.S., INC.	1,375.00	IRWD Check	Reconciled
422037	14-Oct-21	ASSOCIATION OF CALIFORNIA WATER AGENCIES	42,350.00	IRWD Check	Reconciled
422038	14-Oct-21	ASSOCIATION OF CALIFORNIA WATER AGENCIES/JPIA	38,094.74	IRWD Check	Reconciled
422039	14-Oct-21	ASSURED FLOW SALES INC	356.94	IRWD Check	Reconciled
422040	14-Oct-21	AT&T	101.79	IRWD Check	Reconciled
422041	14-Oct-21	AT&T	1,681.43	IRWD Check	Reconciled
422042	14-Oct-21	AT&T	1,088.09	IRWD Check	Reconciled
422043	14-Oct-21	ATHENS SERVICES	10,020.40	IRWD Check	Reconciled
422044	14-Oct-21	AUTOZONE PARTS, INC.	451.72	IRWD Check	Reconciled
422045	14-Oct-21	AVIAT U.S., INC	599.00	IRWD Check	Reconciled
422046	14-Oct-21	BARNETT, JOEL	26.15	IRWD Check	Negotiable
422047	14-Oct-21	BARTEL ASSOCIATES, LLC	2,405.00	IRWD Check	Reconciled
422048	14-Oct-21	BATEMAN, HAROLD H	163.48	IRWD Check	Reconciled
422049	14-Oct-21	BEST DRILLING AND PUMP, INC.	150,765.00	IRWD Check	Reconciled
422050	14-Oct-21	BIOMAGIC INC	5,544.40	IRWD Check	Reconciled
422051	14-Oct-21	BOFA SECURITIES, INC.	13,837.81	IRWD Check	Reconciled
422052	14-Oct-21	BOLAND, CAROL	132.83	IRWD Check	Negotiable
422053	14-Oct-21	BRIAN HOMSY	2,031.88	IRWD Check	Reconciled
422054	14-Oct-21	BUSINESS MACHINES UNLIMITED	200.00	IRWD Check	Reconciled
422055	14-Oct-21	C WELLS PIPELINE MATERIALS INC	12,024.26	IRWD Check	Reconciled
422056	14-Oct-21	CALIFORNIA BARRICADE RENTAL, INC.	5,627.50	IRWD Check	Reconciled
422057	14-Oct-21	CANNON CORPORATION	2,057.32	IRWD Check	Reconciled
422058	14-Oct-21	CDW GOVERNMENT LLC	8,464.72	IRWD Check	Reconciled
422059	14-Oct-21	CHAIREL CUSTOM HAY, INC.	5,407.13	IRWD Check	Reconciled
422060	14-Oct-21	CHARLES P CROWLEY COMPANY INC	1,692.22	IRWD Check	Reconciled
422061	14-Oct-21	CHEN, KAI	33.56	IRWD Check	Reconciled
422062	14-Oct-21	CITY OF LAKE FOREST	15,000.00	IRWD Check	Reconciled
422063	14-Oct-21	CITY OF TUSTIN	6,358.68	IRWD Check	Reconciled
422064	14-Oct-21	CLA-VAL COMPANY	6,021.54	IRWD Check	Reconciled
422065	14-Oct-21	CLIFFORD MORIYAMA	4,000.00	IRWD Check	Reconciled
422066	14-Oct-21	COLLIERS INTERNATIONAL GREATER LOS ANGELES INC.	68,456.88	IRWD Check	Reconciled
422067	14-Oct-21	CONSOLIDATED ELECTRICAL DISTRIBUTORS, INC	3,352.15	IRWD Check	Reconciled
422068	14-Oct-21	CONSTELLATION NEWENERGY, INC.	186,054.70	IRWD Check	Reconciled
422069	14-Oct-21	COOMBS SERVICE GROUP	70,000.00	IRWD Check	Reconciled
422070	14-Oct-21	COUNTY OF ORANGE	6,786.00	IRWD Check	Reconciled
422071	14-Oct-21	COUNTY OF ORANGE	28,098.67	IRWD Check	Reconciled
422072	14-Oct-21	CROSS CREEK APTS	176.60	IRWD Check	Reconciled
422073	14-Oct-21	CUSHMAN & WAKEFIELD OF CALIFORNIA, INC.	103,119.48	IRWD Check	Reconciled
422074	14-Oct-21	D & G SIGNS	1,315.06	IRWD Check	Reconciled
422075	14-Oct-21	D & H WATER SYSTEMS INC.	2,522.87	IRWD Check	Reconciled
422076	14-Oct-21	DCS MANAGEMENT LLC	64.29	IRWD Check	Reconciled
422077	14-Oct-21	DEALERS SERVICE COMPANY, INC	1,968.19	IRWD Check	Reconciled
422078	14-Oct-21	DEAVER SPRING INC	755.91	IRWD Check	Reconciled
422079	14-Oct-21	DILYTICS INC	2,800.00	IRWD Check	Reconciled
422080	14-Oct-21	DOTY BROS EQUIPMENT CO.	690.22	IRWD Check	Reconciled
422081	14-Oct-21	DRAKE TRAFFIC CONTROL SERVICES INC	6,525.00	IRWD Check	Reconciled
422082	14-Oct-21	E&M ELECTRIC AND MACHINERY, INC.	645.00	IRWD Check	Reconciled
422083	14-Oct-21	EAGLE PRINT DYNAMICS	4,219.15	IRWD Check	Reconciled
422084	14-Oct-21	EI&C ENGINEERING INC.	35,498.00	IRWD Check	Reconciled
422085	14-Oct-21	ENTERPRISE HOLDINGS, INC.	14,133.87	IRWD Check	Reconciled
422086	14-Oct-21	ENVIRONMENTAL EXPRESS INC	2,181.53	IRWD Check	Reconciled
422087	14-Oct-21	EUROFINS CALSCIENCE, LLC	2,058.00	IRWD Check	Reconciled
422088	14-Oct-21	EVERETT DOREY LLP	2,088.00	IRWD Check	Reconciled
422089	14-Oct-21	FARRELL & ASSOCIATES	3,825.40	IRWD Check	Reconciled
422090	14-Oct-21	FEDEX	503.81	IRWD Check	Reconciled

**IRVINE RANCH WATER DISTRICT  
AP DISBURSEMENTS AND VOIDS FOR OCT 2021**

<b>CHECK OR ELECTRONIC #</b>	<b>PAYMENT DATE</b>	<b>SUPPLIERS</b>	<b>PAYMENT AMOUNT</b>	<b>PAYMENT METHOD</b>	<b>STATUS</b>
422091	14-Oct-21	FERGUSON ENTERPRISES, LLC	9,089.50	IRWD Check	Reconciled
422092	14-Oct-21	FIREHOSEDIRECT.COM	951.50	IRWD Check	Reconciled
422093	14-Oct-21	FISHER SCIENTIFIC COMPANY LLC	347.58	IRWD Check	Reconciled
422094	14-Oct-21	FRONTIER CALIFORNIA INC.	58.67	IRWD Check	Reconciled
422095	14-Oct-21	FUSCOE ENGINEERING, INC.	1,355.00	IRWD Check	Reconciled
422096	14-Oct-21	GARY BALE REDI-MIX CONCRETE, INC.	1,850.56	IRWD Check	Reconciled
422097	14-Oct-21	GEI CONSULTANTS INC	2,494.75	IRWD Check	Reconciled
422098	14-Oct-21	GI ENDURANT LLC	36,495.00	IRWD Check	Reconciled
422099	14-Oct-21	GOLDMAN, SACHS & CO. LLC	13,232.88	IRWD Check	Reconciled
422100	14-Oct-21	GOVERNMENTJOBS.COM, INC.	1,600.00	IRWD Check	Reconciled
422101	14-Oct-21	GRAINGER	2,752.80	IRWD Check	Reconciled
422102	14-Oct-21	GSRP ST SOLAR I LLC	13,017.41	IRWD Check	Reconciled
422103	14-Oct-21	HACH COMPANY	2,443.30	IRWD Check	Reconciled
422104	14-Oct-21	HARRINGTON INDUSTRIAL PLASTICS LLC	27.20	IRWD Check	Reconciled
422105	14-Oct-21	HD SUPPLY CONSTRUCTION SUPPLY, LTD	64.33	IRWD Check	Reconciled
422106	14-Oct-21	HECKMAN, ADRIENNE	7.20	IRWD Check	Reconciled
422107	14-Oct-21	HELPMATES STAFFING SERVICES LLC	7,749.20	IRWD Check	Reconciled
422108	14-Oct-21	HI-LINE INC	49.75	IRWD Check	Reconciled
422109	14-Oct-21	HILL BROTHERS CHEMICAL COMPANY	13,742.99	IRWD Check	Negotiable
422110	14-Oct-21	HOME DEPOT USA INC	209.69	IRWD Check	Reconciled
422111	14-Oct-21	HOWDEN USA COMPANY	5,912.24	IRWD Check	Reconciled
422112	14-Oct-21	IDEXX DISTRIBUTION, INC	5,809.51	IRWD Check	Negotiable
422113	14-Oct-21	INDUSTRIAL METAL SUPPLY CO	213.56	IRWD Check	Reconciled
422114	14-Oct-21	INFOSEND, INC.	48,073.55	IRWD Check	Reconciled
422115	14-Oct-21	INNOVATIVE MACHINE TOOL REPAIR LLC	980.24	IRWD Check	Reconciled
422116	14-Oct-21	INORGANIC VENTURES INC	297.86	IRWD Check	Reconciled
422117	14-Oct-21	IRON MOUNTAIN INFORMATION MANAGEMENT INC	676.61	IRWD Check	Reconciled
422118	14-Oct-21	IRVINE COMMUNITY DEVELOPMENT COMPANY LLC	549,271.64	IRWD Check	Reconciled
422119	14-Oct-21	IRVINE PACIFIC	55.72	IRWD Check	Reconciled
422120	14-Oct-21	IRVINE PIPE & SUPPLY INC	2,477.50	IRWD Check	Reconciled
422121	14-Oct-21	IRWD-PETTY CASH CUSTODIAN	1,446.37	IRWD Check	Reconciled
422122	14-Oct-21	JASPER ENGINE EXCHANGE, INC.	1,227.50	IRWD Check	Negotiable
422123	14-Oct-21	JENIFER L. KIENLE	810.00	IRWD Check	Negotiable
422124	14-Oct-21	JIG CONSULTANTS	3,269.24	IRWD Check	Negotiable
422125	14-Oct-21	JOHNSTONE SUPPLY SANTA ANA	776.19	IRWD Check	Reconciled
422126	14-Oct-21	JONSET LLC	3,034.00	IRWD Check	Reconciled
422127	14-Oct-21	KAN VENTURES, INC	6,500.00	IRWD Check	Reconciled
422128	14-Oct-21	KEC ENGINEERING	1,414.13	IRWD Check	Reconciled
422129	14-Oct-21	KILL-N-BUGS TERMITE AND PEST CONTROL SERVICES	8,970.00	IRWD Check	Reconciled
422130	14-Oct-21	KRAMER, DAVID	79.16	IRWD Check	Reconciled
422131	14-Oct-21	LAGUNA BEACH COUNTY WATER DISTRICT	20,289.96	IRWD Check	Reconciled
422132	14-Oct-21	LANDCARE HOLDINGS, INC.	11,390.00	IRWD Check	Reconciled
422133	14-Oct-21	LILLESTRAND LEADERSHIP CONSULTING, INC.	3,620.00	IRWD Check	Negotiable
422134	14-Oct-21	LIN, CHERYL	241.40	IRWD Check	Negotiable
422135	14-Oct-21	LUBRICATION ENGINEERS, INC.	3,288.30	IRWD Check	Reconciled
422136	14-Oct-21	MALEKI, SAGHI	16.94	IRWD Check	Negotiable
422137	14-Oct-21	MAP COMMUNICATIONS, INC.	3,085.34	IRWD Check	Reconciled
422138	14-Oct-21	MARK KADESH	10,200.00	IRWD Check	Reconciled
422139	14-Oct-21	MC FADDEN-DALE INDUSTRIAL	215.32	IRWD Check	Reconciled
422140	14-Oct-21	MC MASTER CARR SUPPLY CO	83.56	IRWD Check	Reconciled
422141	14-Oct-21	MERRIMAC PETROLEUM, INC.	30,973.00	IRWD Check	Reconciled
422142	14-Oct-21	MISSION COMMUNICATIONS, LLC	2,732.40	IRWD Check	Reconciled
422143	14-Oct-21	MUTUAL PROPANE	36.00	IRWD Check	Reconciled
422144	14-Oct-21	NATIONAL READY MIXED CONCRETE SALES, LLC	1,441.66	IRWD Check	Reconciled
422145	14-Oct-21	NATURES IMAGE INC	2,975.00	IRWD Check	Reconciled
422146	14-Oct-21	NEW DIMENSION GENERAL CONSTRUCTION	26,433.96	IRWD Check	Reconciled
422147	14-Oct-21	NEWPORT WINDOW MAINTENANCE INC	2,745.00	IRWD Check	Reconciled
422148	14-Oct-21	O'REILLY AUTO ENTERPRISES, LLC	147.89	IRWD Check	Reconciled
422149	14-Oct-21	OK, SOON	114.12	IRWD Check	Reconciled
422150	14-Oct-21	OLIN CORPORATION	33,804.42	IRWD Check	Reconciled
422151	14-Oct-21	OLOLMI, NILOUFAR	95.85	IRWD Check	Reconciled
422152	14-Oct-21	ONESOURCE DISTRIBUTORS LLC	2,360.36	IRWD Check	Reconciled
422153	14-Oct-21	ORACLE AMERICA, INC.	62.13	IRWD Check	Reconciled

**IRVINE RANCH WATER DISTRICT  
AP DISBURSEMENTS AND VOIDS FOR OCT 2021**

<b>CHECK OR ELECTRONIC #</b>	<b>PAYMENT DATE</b>	<b>SUPPLIERS</b>	<b>PAYMENT AMOUNT</b>	<b>PAYMENT METHOD</b>	<b>STATUS</b>
422154	14-Oct-21	ORANGE COUNTY AUTO PARTS CO	211.87	IRWD Check	Reconciled
422155	14-Oct-21	ORANGE COUNTY MOSQUITO AND VECTOR CONTROL DISTRICT	4,695.93	IRWD Check	Negotiable
422156	14-Oct-21	ORIGIN CONSULTING LLC	76,339.96	IRWD Check	Reconciled
422157	14-Oct-21	PACIFIC HYDROTECH CORPORATION	12,948.19	IRWD Check	Reconciled
422158	14-Oct-21	PACIFIC HYDROTECH CORPORATION	275,314.43	IRWD Check	Reconciled
422159	14-Oct-21	PACIFIC HYDROTECH CORPORATION	1,542.05	IRWD Check	Reconciled
422160	14-Oct-21	PACIFIC PARTS & CONTROLS INC	594.53	IRWD Check	Reconciled
422161	14-Oct-21	PARKHOUSE TIRE INC	4,939.04	IRWD Check	Reconciled
422162	14-Oct-21	PAUL A. RUELAS	469.00	IRWD Check	Reconciled
422163	14-Oct-21	PENN ARCHIVE SERVICES	67.82	IRWD Check	Reconciled
422164	14-Oct-21	PERKINELMER HEALTH SCIENCES INC	3,444.61	IRWD Check	Reconciled
422165	14-Oct-21	PRAXAIR DISTRIBUTION INC	263.53	IRWD Check	Reconciled
422166	14-Oct-21	PRE-PAID LEGAL SERVICES, INC.	872.57	IRWD Check	Reconciled
422167	14-Oct-21	PRUDENTIAL OVERALL SUPPLY	11,654.53	IRWD Check	Reconciled
422168	14-Oct-21	PYRO-COMM SYSTEMS INC	715.00	IRWD Check	Reconciled
422169	14-Oct-21	QUADIENT LEASING USA, INC.	274.61	IRWD Check	Reconciled
422170	14-Oct-21	QUINTANA, WATTS & HARTMANN, LLC	5,150.00	IRWD Check	Reconciled
422171	14-Oct-21	RAM AIR ENGINEERING INC	6,599.96	IRWD Check	Reconciled
422172	14-Oct-21	REFRIGERATION SUPPLIES DISTRIBUTOR	1,138.17	IRWD Check	Reconciled
422173	14-Oct-21	RENTOKIL NORTH AMERICA, INC	3,300.00	IRWD Check	Negotiable
422174	14-Oct-21	RESTEK CORPORATION	452.21	IRWD Check	Reconciled
422175	14-Oct-21	RODNEY HARMSWORTH ASSOCIATES, INC.	5,010.00	IRWD Check	Reconciled
422176	14-Oct-21	ROSEDALE - RIO BRAVO WATER STORAGE DISTRICT	223,545.50	IRWD Check	Reconciled
422177	14-Oct-21	RUBY CANYON ENVIRONMENTAL, INC.	6,579.00	IRWD Check	Reconciled
422178	14-Oct-21	SAN CARLO APARTMENTS	55.90	IRWD Check	Reconciled
422179	14-Oct-21	SANTA ANA BLUE PRINT	410.73	IRWD Check	Reconciled
422180	14-Oct-21	SANTA MARGARITA FORD	869.97	IRWD Check	Reconciled
422181	14-Oct-21	SCARTACE, TRAVIS	314.16	IRWD Check	Negotiable
422182	14-Oct-21	SECURITAS SECURITY SERVICES USA, INC.	6,320.25	IRWD Check	Reconciled
422183	14-Oct-21	SERRANO WATER DISTRICT	7,839.74	IRWD Check	Reconciled
422184	14-Oct-21	SHAMROCK SUPPLY CO INC	807.99	IRWD Check	Reconciled
422185	14-Oct-21	SHARMA GENERAL ENGINEERING CONTRACTORS, INC	389.52	IRWD Check	Reconciled
422186	14-Oct-21	SIRIUS COMPUTER SOLUTIONS INC	27,767.71	IRWD Check	Reconciled
422187	14-Oct-21	SOUTH COAST AIR QUALITY MANAGEMENT DISTRICT	582.74	IRWD Check	Reconciled
422188	14-Oct-21	SOUTH COAST WATER CO.	95.00	IRWD Check	Reconciled
422189	14-Oct-21	SOUTH COAST WATER DISTRICT	3,520.64	IRWD Check	Reconciled
422190	14-Oct-21	SOUTHERN CALIFORNIA EDISON COMPANY	1,287,991.94	IRWD Check	Reconciled
422191	14-Oct-21	SOUTHERN CALIFORNIA GAS COMPANY	15,231.75	IRWD Check	Reconciled
422192	14-Oct-21	STATE WATER RESOURCES CONTROL BOARD	9,500.00	IRWD Check	Reconciled
422193	14-Oct-21	STERIS CORPORATION	5,540.80	IRWD Check	Reconciled
422194	14-Oct-21	STICE COMPANY, INC.	50.00	IRWD Check	Reconciled
422195	14-Oct-21	SYNAGRO-WWT, INC.	91,966.47	IRWD Check	Reconciled
422196	14-Oct-21	T.E. ROBERTS, INC.	25,612.86	IRWD Check	Reconciled
422197	14-Oct-21	TASSIN SCIENTIFIC SERVICES, LLC.	1,259.25	IRWD Check	Reconciled
422198	14-Oct-21	TED JONES FORD, INC.	170,408.10	IRWD Check	Reconciled
422199	14-Oct-21	TETRA TECH, INC	5,150.00	IRWD Check	Reconciled
422200	14-Oct-21	THOMPSON & PHIPPS INC	139.94	IRWD Check	Reconciled
422201	14-Oct-21	TOLL BROS., INC.	57.28	IRWD Check	Reconciled
422202	14-Oct-21	TRAFFIC MANAGEMENT, INC	7,070.50	IRWD Check	Reconciled
422203	14-Oct-21	TRENCH SHORING COMPANY	200.95	IRWD Check	Reconciled
422204	14-Oct-21	TRIPAC MARKETING INC	1,351.66	IRWD Check	Reconciled
422205	14-Oct-21	TRUCPARCO	13.80	IRWD Check	Reconciled
422206	14-Oct-21	UNDERGROUND SERVICE ALERT OF SOUTHERN CALIFORNIA	5,345.32	IRWD Check	Reconciled
422207	14-Oct-21	UNIVAR SOLUTIONS USA INC.	10,431.80	IRWD Check	Reconciled
422208	14-Oct-21	US BANK NAT'L ASSOC N.DAKOTA	9,263.01	IRWD Check	Reconciled
422209	14-Oct-21	USA WASTE OF CALIFORNIA, INC.	525.00	IRWD Check	Reconciled
422210	14-Oct-21	VERTECH INDUSTRIAL SYSTEMS, LLC	6,712.50	IRWD Check	Reconciled
422211	14-Oct-21	VWR INTERNATIONAL, LLC	2,072.37	IRWD Check	Reconciled
422212	14-Oct-21	WATEREUSE ASSOCIATION	10,815.00	IRWD Check	Reconciled
422213	14-Oct-21	WATERSMART SOFTWARE INC	15,175.02	IRWD Check	Reconciled
422214	14-Oct-21	WAXIE'S ENTERPRISES, INC	1,001.84	IRWD Check	Reconciled
422215	14-Oct-21	WEBB, CARLTON DAVID	52.24	IRWD Check	Reconciled
422216	14-Oct-21	WECK LABORATORIES INC	866.00	IRWD Check	Reconciled



**IRVINE RANCH WATER DISTRICT  
AP DISBURSEMENTS AND VOIDS FOR OCT 2021**

<b>CHECK OR ELECTRONIC #</b>	<b>PAYMENT DATE</b>	<b>SUPPLIERS</b>	<b>PAYMENT AMOUNT</b>	<b>PAYMENT METHOD</b>	<b>STATUS</b>
422217	14-Oct-21	WEST YOST & ASSOCIATES, INC.	115.50	IRWD Check	Reconciled
422218	14-Oct-21	WHITE, KATHY	264.25	IRWD Check	Reconciled
422219	14-Oct-21	YAN, TIANANG	30.81	IRWD Check	Reconciled
422220	14-Oct-21	YAN, ZHENYU	25.30	IRWD Check	Reconciled
422221	14-Oct-21	YORK RISK SERVICES GROUP, INC.	8,584.25	IRWD Check	Reconciled
422222	14-Oct-21	FEDEX	422.24	IRWD Check	Reconciled
422223	14-Oct-21	COUNTY OF ORANGE	645.00	IRWD Check	Reconciled
422224	14-Oct-21	MUNICIPAL WATER DISTRICT OF ORANGE COUNTY	127,956.80	IRWD Check	Reconciled
422225	14-Oct-21	JONES LANG LASALLE BROKERAGE, INC.	399,756.00	IRWD Check	Reconciled
422226	21-Oct-21	Avalos, Joaquin	283.00	IRWD Check	Negotiable
422227	21-Oct-21	Barboza, Armando	200.00	IRWD Check	Negotiable
422228	21-Oct-21	Flores, Jorge	856.78	IRWD Check	Reconciled
422229	21-Oct-21	Orozco, Gustavo A (Gus)	220.00	IRWD Check	Reconciled
422230	21-Oct-21	Parsons, Sheryl	135.71	IRWD Check	Negotiable
422231	21-Oct-21	Rock, Celeste	125.00	IRWD Check	Negotiable
422232	21-Oct-21	Sanchez, George (George)	91.00	IRWD Check	Negotiable
422233	21-Oct-21	Sciabica, Joseph	118.47	IRWD Check	Reconciled
422234	21-Oct-21	2525 MAIN APARTMENT LP	1,438.40	IRWD Check	Negotiable
422235	21-Oct-21	ACE INDUSTRIES, INC.	8,303.75	IRWD Check	Reconciled
422236	21-Oct-21	ADT US HOLDINGS, INC.	418.66	IRWD Check	Negotiable
422237	21-Oct-21	AGILENT TECHNOLOGIES, INC.	526.09	IRWD Check	Reconciled
422238	21-Oct-21	AIR TECHNOLOGY LABORATORIES	503.00	IRWD Check	Negotiable
422239	21-Oct-21	AIRGAS, INC.	1,482.87	IRWD Check	Reconciled
422240	21-Oct-21	AIRKINETICS, INC	4,760.00	IRWD Check	Reconciled
422241	21-Oct-21	ALEXANDER'S CONTRACT SERVICES, INC.	127,613.50	IRWD Check	Reconciled
422242	21-Oct-21	ALL STAR GLASS	318.70	IRWD Check	Reconciled
422243	21-Oct-21	ALPHA OMEGA CONSTRUCTORS	1,180.75	IRWD Check	Reconciled
422244	21-Oct-21	AMAZON CAPITAL SERVICES, INC.	2,011.16	IRWD Check	Reconciled
422245	21-Oct-21	AMD CONSTRUCTION GROUP	1,723.42	IRWD Check	Negotiable
422246	21-Oct-21	AMWINS GROUP BENEFITS INC.	3,575.98	IRWD Check	Negotiable
422247	21-Oct-21	ANTHEM BLUE CROSS	283.41	IRWD Check	Reconciled
422248	21-Oct-21	APCO GRAPHICS INC	107.75	IRWD Check	Reconciled
422249	21-Oct-21	APPLIED ENGINEERING CONCEPTS	9,475.00	IRWD Check	Reconciled
422250	21-Oct-21	AQUA BEN CORPORATION	3,366.36	IRWD Check	Reconciled
422251	21-Oct-21	ARMORCAST PRODUCTS COMPANY	23,087.79	IRWD Check	Reconciled
422252	21-Oct-21	ASSOCIATION OF CALIFORNIA WATER AGENCIES	1,892.04	IRWD Check	Reconciled
422253	21-Oct-21	ASSOCIATION OF CALIFORNIA WATER AGENCIES/JPIA	2,139.00	IRWD Check	Reconciled
422254	21-Oct-21	AT&T	175.14	IRWD Check	Reconciled
422255	21-Oct-21	AT&T	10,926.72	IRWD Check	Reconciled
422256	21-Oct-21	AUTOZONE PARTS, INC.	615.22	IRWD Check	Reconciled
422257	21-Oct-21	BATTERY SYSTEMS INC	1,253.86	IRWD Check	Reconciled
422258	21-Oct-21	BLACK & VEATCH CORPORATION	28,488.00	IRWD Check	Reconciled
422259	21-Oct-21	BRENNTAG PACIFIC INC	2,019.32	IRWD Check	Reconciled
422260	21-Oct-21	BSI SERVICES AND SOLUTIONS (WEST) INC.	19,600.00	IRWD Check	Reconciled
422261	21-Oct-21	C WELLS PIPELINE MATERIALS INC	9,048.95	IRWD Check	Negotiable
422262	21-Oct-21	CALIFORNIA BANK & TRUST	22,487.92	IRWD Check	Reconciled
422263	21-Oct-21	CALIFORNIA BARRICADE RENTAL, INC.	3,592.50	IRWD Check	Reconciled
422264	21-Oct-21	CALIFORNIA DEPARTMENT OF TAX AND FEE ADMINISTRATION	1,884.00	IRWD Check	Negotiable
422265	21-Oct-21	CALIFORNIA PACIFIC HOMES	565.23	IRWD Check	Negotiable
422266	21-Oct-21	CANNON CORPORATION	2,651.00	IRWD Check	Reconciled
422267	21-Oct-21	CANON FINANCIAL SERVICES, INC	8,788.96	IRWD Check	Reconciled
422268	21-Oct-21	CAPTIVE AUDIENCE MARKETING INC.	79.00	IRWD Check	Negotiable
422269	21-Oct-21	CAROLLO ENGINEERS, INC	4,188.50	IRWD Check	Reconciled
422270	21-Oct-21	CDW GOVERNMENT LLC	1,771.02	IRWD Check	Reconciled
422271	21-Oct-21	CHANG, KATHY	40.00	IRWD Check	Reconciled
422272	21-Oct-21	CIMARRON ENERGY, INC	5,507.29	IRWD Check	Reconciled
422273	21-Oct-21	CITY CIRCUIT BREAKERS	2,157.69	IRWD Check	Reconciled
422274	21-Oct-21	CITY OF IRVINE	2,251.90	IRWD Check	Reconciled
422275	21-Oct-21	CITY OF LAKE FOREST	1,305.66	IRWD Check	Negotiable
422276	21-Oct-21	CLA-VAL COMPANY	7,318.39	IRWD Check	Reconciled
422277	21-Oct-21	CONSOLIDATED ELECTRICAL DISTRIBUTORS, INC	1,088.81	IRWD Check	Reconciled
422278	21-Oct-21	CONSTELLATION NEWENERGY, INC.	87,536.54	IRWD Check	Negotiable
422279	21-Oct-21	CORE & MAIN LP	8,253.65	IRWD Check	Reconciled

**IRVINE RANCH WATER DISTRICT  
AP DISBURSEMENTS AND VOIDS FOR OCT 2021**

<b>CHECK OR ELECTRONIC #</b>	<b>PAYMENT DATE</b>	<b>SUPPLIERS</b>	<b>PAYMENT AMOUNT</b>	<b>PAYMENT METHOD</b>	<b>STATUS</b>
422280	21-Oct-21	CORELOGIC INC	43.44	IRWD Check	Reconciled
422281	21-Oct-21	COUNTY OF ORANGE	767.42	IRWD Check	Reconciled
422282	21-Oct-21	CR & R INCORPORATED	427.30	IRWD Check	Reconciled
422283	21-Oct-21	CROWN CASTLE INTERNATIONAL CORP.	810.35	IRWD Check	Reconciled
422284	21-Oct-21	DATA CLEAN CORPORATION	559.00	IRWD Check	Reconciled
422285	21-Oct-21	DEX MEDIA, INC.	91.00	IRWD Check	Reconciled
422286	21-Oct-21	E&M ELECTRIC AND MACHINERY, INC.	645.00	IRWD Check	Reconciled
422287	21-Oct-21	EUROFINS CALSCIENCE, LLC	105.00	IRWD Check	Reconciled
422288	21-Oct-21	FERGUSON ENTERPRISES, LLC	1,989.07	IRWD Check	Reconciled
422289	21-Oct-21	FERREIRA CONSTRUCTION INC DBA	1,100.86	IRWD Check	Reconciled
422290	21-Oct-21	FIDELITY SECURITY LIFE INSURANCE COMPANY	135.19	IRWD Check	Reconciled
422291	21-Oct-21	FIDELITY SECURITY LIFE INSURANCE COMPANY	746.26	IRWD Check	Reconciled
422292	21-Oct-21	FIDELITY SECURITY LIFE INSURANCE COMPANY	6,766.51	IRWD Check	Reconciled
422293	21-Oct-21	FIDELITY SECURITY LIFE INSURANCE COMPANY	290.44	IRWD Check	Reconciled
422294	21-Oct-21	FISHER SCIENTIFIC COMPANY LLC	3,121.34	IRWD Check	Reconciled
422295	21-Oct-21	FLW SERVICE CORPORATION	687.50	IRWD Check	Reconciled
422296	21-Oct-21	FOOTHILL/EASTERN TRANSPORTATION	4,650.00	IRWD Check	Reconciled
422297	21-Oct-21	FRANCHISE TAX BOARD	732.80	IRWD Check	Negotiable
422298	21-Oct-21	FRONTIER CALIFORNIA INC.	530.63	IRWD Check	Reconciled
422299	21-Oct-21	GANAHL LUMBER CO.	2,369.51	IRWD Check	Reconciled
422300	21-Oct-21	GARY BALE REDI-MIX CONCRETE, INC.	1,495.46	IRWD Check	Reconciled
422301	21-Oct-21	GEOPENTECH, INC.	1,467.50	IRWD Check	Reconciled
422302	21-Oct-21	GM SAGER CONSTRUCTION CO,INC.	42,952.50	IRWD Check	Negotiable
422303	21-Oct-21	GRAINGER	2,997.54	IRWD Check	Reconciled
422304	21-Oct-21	HAAKER EQUIPMENT COMPANY	1,939.19	IRWD Check	Reconciled
422305	21-Oct-21	HACH COMPANY	8,897.43	IRWD Check	Reconciled
422306	21-Oct-21	HDR ENGINEERING INC	50,043.75	IRWD Check	Reconciled
422307	21-Oct-21	HELPMATES STAFFING SERVICES LLC	6,304.40	IRWD Check	Reconciled
422308	21-Oct-21	HI-LINE INC	127.30	IRWD Check	Reconciled
422309	21-Oct-21	HILL BROTHERS CHEMICAL COMPANY	7,183.96	IRWD Check	Negotiable
422310	21-Oct-21	HOME DEPOT USA INC	1,092.47	IRWD Check	Reconciled
422311	21-Oct-21	HOYA OPTICAL LABS OF AMERICA, INC.	211.00	IRWD Check	Reconciled
422312	21-Oct-21	ILAND INTERNET SOLUTION CORPORATION	11,892.00	IRWD Check	Reconciled
422313	21-Oct-21	INTEGRITY MUNICIPAL SERVICES LLC	5,150.00	IRWD Check	Reconciled
422314	21-Oct-21	INTERNATIONAL BROTHERHOOD OF ELECTRICAL WORKERS LOCAL 47	3,140.56	IRWD Check	Reconciled
422315	21-Oct-21	IRVINE PIPE & SUPPLY INC	751.36	IRWD Check	Reconciled
422316	21-Oct-21	IRWD-PETTY CASH CUSTODIAN	949.78	IRWD Check	Reconciled
422317	21-Oct-21	JAMBOREE SMOG	959.75	IRWD Check	Negotiable
422318	21-Oct-21	JAMES RICHTERS DBA PRODUCTION AUTOMATION LLC	2,360.00	IRWD Check	Reconciled
422319	21-Oct-21	JCI JONES CHEMICALS INC	7,656.41	IRWD Check	Reconciled
422320	21-Oct-21	JIG CONSULTANTS	6,600.00	IRWD Check	Negotiable
422321	21-Oct-21	JONSET LLC	836.00	IRWD Check	Reconciled
422322	21-Oct-21	KAZARIANS & ASSOCIATES, INC.	1,007.50	IRWD Check	Reconciled
422323	21-Oct-21	LANDCARE HOLDINGS, INC.	33,304.58	IRWD Check	Reconciled
422324	21-Oct-21	LAYFIELD USA CORP	18,774.25	IRWD Check	Reconciled
422325	21-Oct-21	LENNAR HOMES OF CALIFORNIA, INC.	1,581.14	IRWD Check	Reconciled
422326	21-Oct-21	LILLESTRAND LEADERSHIP CONSULTING, INC.	2,640.00	IRWD Check	Negotiable
422327	21-Oct-21	LINDLEY FIRE	1,900.00	IRWD Check	Reconciled
422328	21-Oct-21	LINE-X OF SOUTH COAST	5,377.50	IRWD Check	Reconciled
422329	21-Oct-21	MC FADDEN-DALE INDUSTRIAL	1,319.92	IRWD Check	Reconciled
422330	21-Oct-21	MEDIAVALET INC.	12,000.00	IRWD Check	Negotiable
422331	21-Oct-21	MICROSOFT CORPORATION	523.44	IRWD Check	Reconciled
422332	21-Oct-21	MILES CHEMICAL COMPANY, INC.	5,742.08	IRWD Check	Reconciled
422333	21-Oct-21	MISCOWATER	8,845.11	IRWD Check	Reconciled
422334	21-Oct-21	MOUNTAIN VIEW TOURS, INC	6,299.65	IRWD Check	Reconciled
422335	21-Oct-21	MR CRANE INC	1,182.50	IRWD Check	Reconciled
422336	21-Oct-21	NALCO US 2 INC	346.14	IRWD Check	Reconciled
422337	21-Oct-21	NCL OF WISCONSIN INC	523.09	IRWD Check	Reconciled
422338	21-Oct-21	NEPTUNE TECHNOLOGY GROUP, INC.	82,752.00	IRWD Check	Reconciled
422339	21-Oct-21	NIXON-EGLI EQUIPMENT COMPANY INC.	12,923.98	IRWD Check	Reconciled
422340	21-Oct-21	O'REILLY AUTO ENTERPRISES, LLC	170.41	IRWD Check	Reconciled
422341	21-Oct-21	OCEAN BLUE ENVIRONMENTAL SERVICES INC	2,813.58	IRWD Check	Reconciled
422342	21-Oct-21	OLIN CORPORATION	29,986.18	IRWD Check	Reconciled

**IRVINE RANCH WATER DISTRICT  
AP DISBURSEMENTS AND VOIDS FOR OCT 2021**

<b>CHECK OR ELECTRONIC #</b>	<b>PAYMENT DATE</b>	<b>SUPPLIERS</b>	<b>PAYMENT AMOUNT</b>	<b>PAYMENT METHOD</b>	<b>STATUS</b>
422343	21-Oct-21	ORANGE COUNTY AUTO PARTS CO	3,689.13	IRWD Check	Reconciled
422344	21-Oct-21	ORANGE COUNTY FIRE AUTHORITY	242.00	IRWD Check	Reconciled
422345	21-Oct-21	ORANGE LINE OIL COMPANY	1,930.46	IRWD Check	Reconciled
422346	21-Oct-21	PACIFIC HYDROTECH CORPORATION	23,454.94	IRWD Check	Reconciled
422347	21-Oct-21	PACIFIC HYDROTECH CORPORATION	445,643.86	IRWD Check	Reconciled
422348	21-Oct-21	PACIFIC PARTS & CONTROLS INC	2,718.44	IRWD Check	Reconciled
422349	21-Oct-21	PACIFIC RESOURCE RECOVERY	3,266.35	IRWD Check	Reconciled
422350	21-Oct-21	PAPER DEPOT DOCUMENT DESTRUCTION LLC	153.00	IRWD Check	Reconciled
422351	21-Oct-21	PAULUS ENGINEERING INC	1,434.97	IRWD Check	Reconciled
422352	21-Oct-21	PAULUS ENGINEERING, INC.	29,523.00	IRWD Check	Reconciled
422353	21-Oct-21	PELICAN DEVELOPERS, INC	1,703.67	IRWD Check	Reconciled
422354	21-Oct-21	PERKINELMER HEALTH SCIENCES INC	361.50	IRWD Check	Reconciled
422355	21-Oct-21	PERS LONG TERM CARE	447.62	IRWD Check	Reconciled
422356	21-Oct-21	PILLSBURY WINTHROP SHAW PITTMAN LLP	6,678.00	IRWD Check	Reconciled
422357	21-Oct-21	PIPELINE PRODUCTS, INC.	4,128.53	IRWD Check	Reconciled
422358	21-Oct-21	PLUMBERS DEPOT INC.	1,663.92	IRWD Check	Reconciled
422359	21-Oct-21	POLYDYNE INC	63,776.15	IRWD Check	Reconciled
422360	21-Oct-21	PULTE GROUP	78.48	IRWD Check	Negotiable
422361	21-Oct-21	QUICK CRETE PRODUCTS CORP.	8,003.68	IRWD Check	Reconciled
422362	21-Oct-21	QUINCY COMPRESSOR LLC	51.51	IRWD Check	Reconciled
422363	21-Oct-21	RAM AIR ENGINEERING INC	13,165.62	IRWD Check	Reconciled
422364	21-Oct-21	RED WING SHOE STORE	719.63	IRWD Check	Reconciled
422365	21-Oct-21	REFRIGERATION SUPPLIES DISTRIBUTOR	363.17	IRWD Check	Reconciled
422366	21-Oct-21	RELIABLE WATER SOLUTIONS, LLC	5,671.07	IRWD Check	Reconciled
422367	21-Oct-21	RENTOKIL NORTH AMERICA, INC	495.00	IRWD Check	Negotiable
422368	21-Oct-21	RODRIGUEZ, FRANK	235.00	IRWD Check	Negotiable
422369	21-Oct-21	SANTA ANA BLUE PRINT	1,313.89	IRWD Check	Reconciled
422370	21-Oct-21	SANTA MARGARITA FORD	23.76	IRWD Check	Reconciled
422371	21-Oct-21	SERRANO WATER DISTRICT	18,325.80	IRWD Check	Reconciled
422372	21-Oct-21	SHAMROCK SUPPLY CO INC	34.67	IRWD Check	Reconciled
422373	21-Oct-21	SIGMA-ALDRICH INC	196.30	IRWD Check	Reconciled
422374	21-Oct-21	SITEONE LANDSCAPE SUPPLY, LLC	865.77	IRWD Check	Reconciled
422375	21-Oct-21	SMT AUTOMOTIVE LLC	129.42	IRWD Check	Reconciled
422376	21-Oct-21	SOUTH COAST WATER DISTRICT	937.17	IRWD Check	Reconciled
422377	21-Oct-21	SOUTHERN CALIFORNIA EDISON COMPANY	95,742.17	IRWD Check	Reconciled
422378	21-Oct-21	SOUTHERN CALIFORNIA EDISON COMPANY	35.09	IRWD Check	Reconciled
422379	21-Oct-21	SOUTHERN CALIFORNIA GAS COMPANY	5,050.67	IRWD Check	Reconciled
422380	21-Oct-21	SOUTHWEST VALVE & EQUIPMENT INC	1,112.50	IRWD Check	Reconciled
422381	21-Oct-21	SPARKLETT'S	168.56	IRWD Check	Reconciled
422382	21-Oct-21	STANTEC CONSULTING SERVICES INC.	4,744.50	IRWD Check	Reconciled
422383	21-Oct-21	SUKLE ADVERTISING INC.	42,740.78	IRWD Check	Reconciled
422384	21-Oct-21	SUNSHINE SUPPLY COMPANY, INC.	1,939.50	IRWD Check	Reconciled
422385	21-Oct-21	TAING, MARCI	456.18	IRWD Check	Reconciled
422386	21-Oct-21	TENDER GREENS UCI	450.62	IRWD Check	Negotiable
422387	21-Oct-21	THE IRVINE COMPANY	2,591.22	IRWD Check	Reconciled
422388	21-Oct-21	THOMAS SCIENTIFIC HOLDINGS, LLC	83.88	IRWD Check	Reconciled
422389	21-Oct-21	THOMPSON & PHIPPS INC	5,593.39	IRWD Check	Reconciled
422390	21-Oct-21	TITUS INDUSTRIAL GROUP, INC.	298.48	IRWD Check	Reconciled
422391	21-Oct-21	UCT, LLC	299.45	IRWD Check	Reconciled
422392	21-Oct-21	UNITED PARCEL SERVICE INC	266.90	IRWD Check	Reconciled
422393	21-Oct-21	UNIVAR SOLUTIONS USA INC.	10,311.40	IRWD Check	Reconciled
422394	21-Oct-21	VERIZON WIRELESS SERVICES LLC	4,116.24	IRWD Check	Reconciled
422395	21-Oct-21	VULCAN MATERIALS COMPANY	6,121.89	IRWD Check	Reconciled
422396	21-Oct-21	WASTE MANAGEMENT COLLECTIONS AND RECYCLING, INC.	1,266.17	IRWD Check	Reconciled
422397	21-Oct-21	WATER MANAGEMENT GROUP	240.00	IRWD Check	Reconciled
422398	21-Oct-21	WATERBORNE, INC	535.00	IRWD Check	Negotiable
422399	21-Oct-21	WATERLINE TECHNOLOGIES INC	2,720.00	IRWD Check	Reconciled
422400	21-Oct-21	WAXIE'S ENTERPRISES, INC	776.73	IRWD Check	Reconciled
422401	21-Oct-21	WEST COAST SAND & GRAVEL INC.	1,716.95	IRWD Check	Reconciled
422402	21-Oct-21	WEST YOST & ASSOCIATES, INC.	18,610.50	IRWD Check	Reconciled
422403	21-Oct-21	WESTAMERICA COMMUNICATIONS, INC.	600.00	IRWD Check	Reconciled
422404	21-Oct-21	WILMINGTON INSTRUMENT COMPANY INC	257.20	IRWD Check	Reconciled
422405	21-Oct-21	WORKFORCE SAFETY LLC	3,000.00	IRWD Check	Negotiable

**IRVINE RANCH WATER DISTRICT  
AP DISBURSEMENTS AND VOIDS FOR OCT 2021**

<b>CHECK OR ELECTRONIC #</b>	<b>PAYMENT DATE</b>	<b>SUPPLIERS</b>	<b>PAYMENT AMOUNT</b>	<b>PAYMENT METHOD</b>	<b>STATUS</b>
422406	21-Oct-21	YAN, BEN	1,160.46	IRWD Check	Reconciled
422407	21-Oct-21	YSI, INC	2,024.92	IRWD Check	Reconciled
422408	21-Oct-21	CALIFORNIA DEPARTMENT OF TAX AND FEE ADMINISTRATION	836.00	IRWD Check	Reconciled
422409	21-Oct-21	ORANGE COUNTY FIRE AUTHORITY	1,044.00	IRWD Check	Reconciled
422410	21-Oct-21	ORANGE COUNTY FIRE AUTHORITY	404.00	IRWD Check	Reconciled
422411	28-Oct-21	Cortez, Malcolm A (Malcolm)	140.00	IRWD Check	Negotiable
422412	28-Oct-21	Mares, Michael	405.00	IRWD Check	Negotiable
422413	28-Oct-21	Tettemer, John M (Mark)	94.52	IRWD Check	Negotiable
422414	28-Oct-21	ABC ICE, INC	305.50	IRWD Check	Negotiable
422415	28-Oct-21	ABM INDUSTRY GROUPS, LLC	23,240.10	IRWD Check	Negotiable
422416	28-Oct-21	ACCURATE MEASUREMENT SYSTEMS INC	1,247.84	IRWD Check	Negotiable
422417	28-Oct-21	ADAM'S FALCONRY SERVICE, LLC	1,560.00	IRWD Check	Negotiable
422418	28-Oct-21	AFLAC	1,900.96	IRWD Check	Negotiable
422419	28-Oct-21	AIRGAS, INC.	3,482.04	IRWD Check	Negotiable
422420	28-Oct-21	ALEXANDER, TOM	63.28	IRWD Check	Negotiable
422421	28-Oct-21	ALPHA TRAFFIC SERVICES, INC.	2,805.00	IRWD Check	Negotiable
422422	28-Oct-21	ALSTON & BIRD LLP	24,146.31	IRWD Check	Negotiable
422423	28-Oct-21	AMAZON CAPITAL SERVICES, INC.	1,191.13	IRWD Check	Negotiable
422424	28-Oct-21	ANKLESARIA, JENNIFER	64.33	IRWD Check	Negotiable
422425	28-Oct-21	ANTHONY N. LARSEN	450.00	IRWD Check	Negotiable
422426	28-Oct-21	AQUA-METRIC SALES COMPANY	876.90	IRWD Check	Negotiable
422427	28-Oct-21	ARC DOCUMENT SOLUTIONS, LLC	1,627.55	IRWD Check	Negotiable
422428	28-Oct-21	AT&T	383.56	IRWD Check	Negotiable
422429	28-Oct-21	AT&T	201.32	IRWD Check	Negotiable
422430	28-Oct-21	AUTOZONE PARTS, INC.	280.35	IRWD Check	Negotiable
422431	28-Oct-21	AVIAT U.S., INC	22,186.00	IRWD Check	Negotiable
422432	28-Oct-21	AVISTA TECHNOLOGIES, INC	4,957.01	IRWD Check	Negotiable
422433	28-Oct-21	BAKSHI, SANJEEV	18.83	IRWD Check	Negotiable
422434	28-Oct-21	BROWN AND CALDWELL	12,577.69	IRWD Check	Negotiable
422435	28-Oct-21	C WELLS PIPELINE MATERIALS INC	16,369.50	IRWD Check	Negotiable
422436	28-Oct-21	CALIFORNIA BARRICADE RENTAL, INC.	9,728.75	IRWD Check	Negotiable
422437	28-Oct-21	CALIFORNIA SPECIAL DISTRICTS ASSOCIATION	8,195.00	IRWD Check	Negotiable
422438	28-Oct-21	CAPTIVE AUDIENCE MARKETING INC.	79.00	IRWD Check	Negotiable
422439	28-Oct-21	CAROLLO ENGINEERS, INC	14,602.00	IRWD Check	Negotiable
422440	28-Oct-21	CDW GOVERNMENT LLC	17,616.56	IRWD Check	Negotiable
422441	28-Oct-21	CHARLES P CROWLEY COMPANY INC	517.21	IRWD Check	Negotiable
422442	28-Oct-21	CHEM TECH INTERNATIONAL INC	15,988.10	IRWD Check	Negotiable
422443	28-Oct-21	CISCO SYSTEMS, INC.	5,580.00	IRWD Check	Negotiable
422444	28-Oct-21	CITY OF NEWPORT BEACH	2,052.97	IRWD Check	Negotiable
422445	28-Oct-21	COASTAL OCCUPATIONAL MEDICAL GROUP, INC.	85.00	IRWD Check	Negotiable
422446	28-Oct-21	COLONIAL LIFE & ACCIDENT INSURANCE CO.	741.42	IRWD Check	Negotiable
422447	28-Oct-21	CONSOLIDATED ELECTRICAL DISTRIBUTORS, INC	3,047.01	IRWD Check	Negotiable
422448	28-Oct-21	CONSTELLATION NEWENERGY, INC.	21,830.16	IRWD Check	Negotiable
422449	28-Oct-21	CONTROL LABORATORIES, INC.	450.00	IRWD Check	Negotiable
422450	28-Oct-21	COX COMMUNICATIONS, INC.	3,554.49	IRWD Check	Negotiable
422451	28-Oct-21	COX, THOMAS	48.42	IRWD Check	Negotiable
422452	28-Oct-21	CUI, HONG XIA	25.00	IRWD Check	Negotiable
422453	28-Oct-21	CULLIGAN OF SANTA ANA	22,000.00	IRWD Check	Negotiable
422454	28-Oct-21	DENALI WATER SOLUTIONS LLC	7,040.94	IRWD Check	Negotiable
422455	28-Oct-21	DG INVESTMENT INTERMEDIATE HOLDINGS 2, INC.	4,797.00	IRWD Check	Negotiable
422456	28-Oct-21	DIRECTV INC	293.98	IRWD Check	Negotiable
422457	28-Oct-21	DRAKE TRAFFIC CONTROL SERVICES INC	1,200.00	IRWD Check	Negotiable
422458	28-Oct-21	EAST ORANGE COUNTY WATER DISTRICT	3,223.98	IRWD Check	Negotiable
422459	28-Oct-21	EPPENDORF NORTH AMERICA INC	351.57	IRWD Check	Negotiable
422460	28-Oct-21	ESPIRITU, CINDY	305.16	IRWD Check	Negotiable
422461	28-Oct-21	EUROFINS CALSCIENCE, LLC	1,002.75	IRWD Check	Negotiable
422462	28-Oct-21	FABRITEC INDUSTRIES, INC	4,350.00	IRWD Check	Negotiable
422463	28-Oct-21	FERREIRA CONSTRUCTION COMPANY, INC.	1,740.16	IRWD Check	Negotiable
422464	28-Oct-21	FIRE EXTINGUISHING SAFETY & SERVICE	852.92	IRWD Check	Negotiable
422465	28-Oct-21	FIRST CHOICE SERVICES	1,812.23	IRWD Check	Negotiable
422466	28-Oct-21	FISHER SCIENTIFIC COMPANY LLC	2,100.39	IRWD Check	Negotiable
422467	28-Oct-21	FLETCHER, ANDREW	26.66	IRWD Check	Negotiable
422468	28-Oct-21	FRONTIER CALIFORNIA INC.	107.11	IRWD Check	Negotiable

**IRVINE RANCH WATER DISTRICT  
AP DISBURSEMENTS AND VOIDS FOR OCT 2021**

<b>CHECK OR ELECTRONIC #</b>	<b>PAYMENT DATE</b>	<b>SUPPLIERS</b>	<b>PAYMENT AMOUNT</b>	<b>PAYMENT METHOD</b>	<b>STATUS</b>
422469	28-Oct-21	GEA MECHANICAL EQUIPMENT US, INC.	730.61	IRWD Check	Negotiable
422470	28-Oct-21	GRAINGER	771.88	IRWD Check	Negotiable
422471	28-Oct-21	HAAKER EQUIPMENT COMPANY	25,996.29	IRWD Check	Negotiable
422472	28-Oct-21	HACH COMPANY	5,202.23	IRWD Check	Negotiable
422473	28-Oct-21	HARPER & ASSOCIATES ENGINEERING INC	6,697.50	IRWD Check	Negotiable
422474	28-Oct-21	HARTFORD LIFE AND ACCIDENT INSURANCE COMPANY	66.94	IRWD Check	Negotiable
422475	28-Oct-21	HELPMATES STAFFING SERVICES LLC	2,963.55	IRWD Check	Negotiable
422476	28-Oct-21	HI-LINE INC	185.43	IRWD Check	Negotiable
422477	28-Oct-21	HILL BROTHERS CHEMICAL COMPANY	3,517.08	IRWD Check	Negotiable
422478	28-Oct-21	HOLTHAUS, JOHN	36.57	IRWD Check	Negotiable
422479	28-Oct-21	HOME DEPOT USA INC	693.20	IRWD Check	Negotiable
422480	28-Oct-21	HOPKINS TECHNICAL PRODUCTS INC	3,874.96	IRWD Check	Negotiable
422481	28-Oct-21	HUANG, YIMIN	578.99	IRWD Check	Negotiable
422482	28-Oct-21	HUDSON, CAMRYN	32.53	IRWD Check	Negotiable
422483	28-Oct-21	INNOVATIVE MACHINE TOOL REPAIR LLC	1,467.26	IRWD Check	Negotiable
422484	28-Oct-21	IRVINE PACIFIC	578.98	IRWD Check	Negotiable
422485	28-Oct-21	IRVINE PIPE & SUPPLY INC	1,516.52	IRWD Check	Negotiable
422486	28-Oct-21	IRWD-PETTY CASH CUSTODIAN	733.52	IRWD Check	Negotiable
422487	28-Oct-21	JAMBOREE SMOG	179.50	IRWD Check	Negotiable
422488	28-Oct-21	JONSET LLC	1,421.20	IRWD Check	Negotiable
422489	28-Oct-21	KERN COUNTY TREASURER TAX COLLECTOR	87,008.42	IRWD Check	Negotiable
422490	28-Oct-21	KHURGEL, INESSA	46.12	IRWD Check	Negotiable
422491	28-Oct-21	KROHNE, INC	1,390.84	IRWD Check	Negotiable
422492	28-Oct-21	KUTAK ROCK LLP	972.00	IRWD Check	Negotiable
422493	28-Oct-21	LANDCARE HOLDINGS, INC.	34,239.10	IRWD Check	Negotiable
422494	28-Oct-21	LAO, WEN	32.39	IRWD Check	Negotiable
422495	28-Oct-21	LEE & RO, INC.	34,084.50	IRWD Check	Negotiable
422496	28-Oct-21	LEE, CINDY	75.47	IRWD Check	Negotiable
422497	28-Oct-21	LENNAR HOMES OF CALIFORNIA, INC.	893.71	IRWD Check	Negotiable
422498	28-Oct-21	LIN, ZHAOLIN	41.31	IRWD Check	Negotiable
422499	28-Oct-21	MADDOX ELECTRIC INC.	1,559.00	IRWD Check	Negotiable
422500	28-Oct-21	MANSHADI, SAEED	426.88	IRWD Check	Negotiable
422501	28-Oct-21	MATHESON TRI GAS, INC	1,141.84	IRWD Check	Negotiable
422502	28-Oct-21	MC FADDEN-DALE INDUSTRIAL	9.07	IRWD Check	Negotiable
422503	28-Oct-21	MC MASTER CARR SUPPLY CO	377.64	IRWD Check	Negotiable
422504	28-Oct-21	MCCARTHY, JULIA	95.10	IRWD Check	Negotiable
422505	28-Oct-21	MICHAEL BAKER INTERNATIONAL, INC.	13,837.27	IRWD Check	Negotiable
422506	28-Oct-21	MICRO FOCUS SOFTWARE INC.	1,916.68	IRWD Check	Negotiable
422507	28-Oct-21	MIKE ETCHANDY FARMS, INC.	247.64	IRWD Check	Negotiable
422508	28-Oct-21	MILES CHEMICAL COMPANY, INC.	7,674.31	IRWD Check	Negotiable
422509	28-Oct-21	MRO ELECTRIC & SUPPLY CO.	9,425.00	IRWD Check	Negotiable
422510	28-Oct-21	NALCO US 2 INC	1,034.41	IRWD Check	Negotiable
422511	28-Oct-21	NATIONAL READY MIXED CONCRETE SALES, LLC	500.62	IRWD Check	Negotiable
422512	28-Oct-21	NEWAGE INDUSTRIES INC	282.59	IRWD Check	Negotiable
422513	28-Oct-21	NIXON-EGLI EQUIPMENT COMPANY INC.	2,042.94	IRWD Check	Negotiable
422514	28-Oct-21	O'REILLY AUTO ENTERPRISES, LLC	830.17	IRWD Check	Negotiable
422515	28-Oct-21	OLIN CORPORATION	23,219.80	IRWD Check	Negotiable
422516	28-Oct-21	OLSON REMCHO LLP	3,972.50	IRWD Check	Negotiable
422517	28-Oct-21	ONESOURCE DISTRIBUTORS LLC	861.66	IRWD Check	Negotiable
422518	28-Oct-21	ORANGE COUNTY AUTO PARTS CO	1,032.50	IRWD Check	Negotiable
422519	28-Oct-21	ORANGE COUNTY FIRE PROTECTION	1,355.95	IRWD Check	Negotiable
422520	28-Oct-21	ORANGE COUNTY SANITATION DISTRICT	40,794.81	IRWD Check	Negotiable
422521	28-Oct-21	ORANGE COUNTY TREASURER	250.00	IRWD Check	Negotiable
422522	28-Oct-21	PACIFIC COAST BOLT CORP	4,764.82	IRWD Check	Negotiable
422523	28-Oct-21	PALO VERDE IRRIGATION DISTRICT	26,603.65	IRWD Check	Negotiable
422524	28-Oct-21	PARKHOUSE TIRE INC	1,952.35	IRWD Check	Negotiable
422525	28-Oct-21	PATIL, ANUJ	173.57	IRWD Check	Negotiable
422526	28-Oct-21	PAULUS ENGINEERING, INC.	6,493.69	IRWD Check	Negotiable
422527	28-Oct-21	PIERSON, GINGER	869.40	IRWD Check	Negotiable
422528	28-Oct-21	PILAR ONATE	15,450.00	IRWD Check	Negotiable
422529	28-Oct-21	PRE-PAID LEGAL SERVICES, INC.	849.60	IRWD Check	Negotiable
422530	28-Oct-21	PREMIER PAVING INC.	292.78	IRWD Check	Negotiable
422531	28-Oct-21	PYRO-COMM SYSTEMS INC	620.00	IRWD Check	Negotiable

**IRVINE RANCH WATER DISTRICT  
AP DISBURSEMENTS AND VOIDS FOR OCT 2021**

<b>CHECK OR ELECTRONIC #</b>	<b>PAYMENT DATE</b>	<b>SUPPLIERS</b>	<b>PAYMENT AMOUNT</b>	<b>PAYMENT METHOD</b>	<b>STATUS</b>
422532	28-Oct-21	R.F. MACDONALD CO.	6,725.00	IRWD Check	Negotiable
422533	28-Oct-21	REACH EMPLOYEE ASSISTANCE INC	1,066.80	IRWD Check	Negotiable
422534	28-Oct-21	REAL WATER CONSULTANTS INC.	33,891.00	IRWD Check	Negotiable
422535	28-Oct-21	REFRIGERATION SUPPLIES DISTRIBUTOR	517.37	IRWD Check	Negotiable
422536	28-Oct-21	RINCON TRUCK CENTER INC.	1,203.94	IRWD Check	Negotiable
422537	28-Oct-21	RIOS, CHRISTIAN	18.64	IRWD Check	Negotiable
422538	28-Oct-21	ROBERTS ROOFING INC	30,896.00	IRWD Check	Negotiable
422539	28-Oct-21	ROCK N ROAD CYCLERY	42.10	IRWD Check	Negotiable
422540	28-Oct-21	S&S SEEDS INC	1,655.38	IRWD Check	Negotiable
422541	28-Oct-21	SANTA ANA BLUE PRINT	264.42	IRWD Check	Negotiable
422542	28-Oct-21	SANTA MARGARITA FORD	204.24	IRWD Check	Negotiable
422543	28-Oct-21	SHAMROCK SUPPLY CO INC	642.69	IRWD Check	Negotiable
422544	28-Oct-21	SIGMA-ALDRICH INC	482.03	IRWD Check	Negotiable
422545	28-Oct-21	SOUTH BAY FOUNDRY, INC	4,093.26	IRWD Check	Negotiable
422546	28-Oct-21	SOUTH COAST AIR QUALITY MANAGEMENT DISTRICT	1,748.22	IRWD Check	Negotiable
422547	28-Oct-21	SOUTH COAST WATER DISTRICT	4,057.86	IRWD Check	Negotiable
422548	28-Oct-21	SOUTHERN CALIFORNIA EDISON COMPANY	475,713.70	IRWD Check	Negotiable
422549	28-Oct-21	SOUTHERN CALIFORNIA PUBLIC LABOR RELATIONS COUNCIL	250.00	IRWD Check	Negotiable
422550	28-Oct-21	SOUTHERN CALIFORNIA SECURITY CENTERS, INC.	969.88	IRWD Check	Negotiable
422551	28-Oct-21	SS MECHANICAL CONSTRUCTION CORP	9,452.17	IRWD Check	Negotiable
422552	28-Oct-21	STETSON ENGINEERS INC.	3,366.25	IRWD Check	Negotiable
422553	28-Oct-21	SU, YIN YIN	66.39	IRWD Check	Negotiable
422554	28-Oct-21	TAIT ENVIRONMENTAL SERVICES, INC.	420.00	IRWD Check	Negotiable
422555	28-Oct-21	THOMPSON & PHIPPS INC	4,830.36	IRWD Check	Negotiable
422556	28-Oct-21	TOTAL RESOURCE MANAGEMENT, INC	4,420.00	IRWD Check	Negotiable
422557	28-Oct-21	TRAFFIC MANAGEMENT, INC	4,060.00	IRWD Check	Negotiable
422558	28-Oct-21	TRI POINTE HOMES, INC.	216.43	IRWD Check	Negotiable
422559	28-Oct-21	UNITED SITE SERVICES OF CALIFORNIA INC	689.70	IRWD Check	Negotiable
422560	28-Oct-21	US BANK NAT'L ASSOC N.DAKOTA	4,000.00	IRWD Check	Negotiable
422561	28-Oct-21	US BANK NAT'L ASSOCIATION NORTH DAKOTA	33,116.98	IRWD Check	Negotiable
422562	28-Oct-21	VERIZON WIRELESS SERVICES LLC	1,503.09	IRWD Check	Negotiable
422563	28-Oct-21	VO, JENNIFER	19.63	IRWD Check	Negotiable
422564	28-Oct-21	VYAWAHARE, PRAFULLA	26.07	IRWD Check	Negotiable
422565	28-Oct-21	WARMINGTON HOMES	66.98	IRWD Check	Negotiable
422566	28-Oct-21	WATER TREATMENT CHEMICALS INC	13,971.36	IRWD Check	Negotiable
422567	28-Oct-21	WAXIE'S ENTERPRISES, INC	981.71	IRWD Check	Negotiable
422568	28-Oct-21	WCT PRODUCTS, INC.	904.67	IRWD Check	Negotiable
422569	28-Oct-21	WEST YOST & ASSOCIATES, INC.	21,567.00	IRWD Check	Negotiable
422570	28-Oct-21	WIRELESS WATCHDOGS, LLC	1,980.00	IRWD Check	Negotiable
422571	28-Oct-21	WOODARD & CURRAN INC	1,996.64	IRWD Check	Negotiable
422572	28-Oct-21	YONKERS, ALISON	39.24	IRWD Check	Negotiable
422573	28-Oct-21	YUE, KAMERON	21.99	IRWD Check	Negotiable
422574	28-Oct-21	ZHONG, WENWAN	28.60	IRWD Check	Negotiable
<b>SUB-TOTAL CHECK DISBURSEMENTS</b>			<b>10,670,580.33</b>		
14567	4-Oct-21	CHARD SNYDER & ASSOCIATES, INC.	3,373.69	IRWD Wire	Negotiable
14568	4-Oct-21	CHARD SNYDER & ASSOCIATES, INC.	16,880.09	IRWD Wire	Negotiable
14569	5-Oct-21	YORK RISK SERVICES GROUP, INC.	13,134.40	IRWD Wire	Negotiable
14570	6-Oct-21	CALPERS	3,140.59	IRWD Wire	Negotiable
14571	6-Oct-21	CALPERS	554,046.98	IRWD Wire	Negotiable
14572	6-Oct-21	CHARD SNYDER & ASSOCIATES, INC.	1,509.60	IRWD Wire	Negotiable
14573	6-Oct-21	FRANCHISE TAX BOARD	75,828.79	IRWD Wire	Negotiable
14574	6-Oct-21	GREAT-WEST LIFE & ANNUITY INSURANCE COMPANY	186,703.96	IRWD Wire	Negotiable
14575	6-Oct-21	CALIFORNIA DEPARTMENT OF CHILD SUPPORT SERVICES	3,177.08	IRWD Wire	Negotiable
14576	6-Oct-21	EMPLOYMENT DEVELOPMENT DEPARTMENT	16,632.39	IRWD Wire	Negotiable
14577	6-Oct-21	INTERNAL REVENUE SERVICE	242,018.76	IRWD Wire	Negotiable
14578	7-Oct-21	CALPERS	251,854.56	IRWD Wire	Negotiable
14579	12-Oct-21	CALPERS	1,467.99	IRWD Wire	Negotiable
14580	12-Oct-21	CHARD SNYDER & ASSOCIATES, INC.	5,057.58	IRWD Wire	Negotiable
14581	12-Oct-21	CHARD SNYDER & ASSOCIATES, INC.	1,179.45	IRWD Wire	Negotiable
14582	12-Oct-21	YORK RISK SERVICES GROUP, INC.	3,110.37	IRWD Wire	Negotiable
14583	13-Oct-21	WELLS FARGO BANK, N.A.	6,198.93	IRWD Wire	Negotiable
14584	14-Oct-21	BANK OF NEW YORK MELLON TRUST COMPANY NA	3,203,122.86	IRWD Wire	Negotiable
14585	14-Oct-21	BANK OF AMERICA	2,500,546.49	IRWD Wire	Negotiable

**IRVINE RANCH WATER DISTRICT  
AP DISBURSEMENTS AND VOIDS FOR OCT 2021**

<b>CHECK OR ELECTRONIC #</b>	<b>PAYMENT DATE</b>	<b>SUPPLIERS</b>	<b>PAYMENT AMOUNT</b>	<b>PAYMENT METHOD</b>	<b>STATUS</b>
14586	14-Oct-21	U.S. BANK NATIONAL ASSOCIATION	67,466.49	IRWD Wire	Negotiable
14587	14-Oct-21	SUMITOMO MITSUI BANKING CORPORATION	35,877.11	IRWD Wire	Negotiable
14588	14-Oct-21	VESCO PLASTIC SALES (PTY) LTD	3,693.60	IRWD Wire	Negotiable
14589	14-Oct-21	U.S. BANK NATIONAL ASSOCIATION	2,500,589.65	IRWD Wire	Negotiable
14590	14-Oct-21	U.S. BANK NATIONAL ASSOCIATION	332.86	IRWD Wire	Negotiable
14591	14-Oct-21	SUMITOMO MITSUI BANKING CORPORATION	742.18	IRWD Wire	Negotiable
14592	14-Oct-21	BANK OF NEW YORK MELLON TRUST COMPANY NA	1,277.62	IRWD Wire	Negotiable
14593	18-Oct-21	CHARD SNYDER & ASSOCIATES, INC.	1,494.28	IRWD Wire	Negotiable
14594	18-Oct-21	CHARD SNYDER & ASSOCIATES, INC.	1,205.26	IRWD Wire	Negotiable
14595	19-Oct-21	YORK RISK SERVICES GROUP, INC.	6,882.55	IRWD Wire	Negotiable
14596	21-Oct-21	BANK OF AMERICA	41,584.92	IRWD Wire	Negotiable
14597	21-Oct-21	GREAT-WEST LIFE & ANNUITY INSURANCE COMPANY	169,021.52	IRWD Wire	Negotiable
14598	21-Oct-21	CALIFORNIA DEPARTMENT OF CHILD SUPPORT SERVICES	3,177.08	IRWD Wire	Negotiable
14599	21-Oct-21	EMPLOYMENT DEVELOPMENT DEPARTMENT	17,014.32	IRWD Wire	Negotiable
14600	21-Oct-21	FRANCHISE TAX BOARD	78,991.88	IRWD Wire	Negotiable
14601	21-Oct-21	INTERNAL REVENUE SERVICE	250,518.37	IRWD Wire	Negotiable
14602	21-Oct-21	CALPERS	248,668.97	IRWD Wire	Negotiable
14603	25-Oct-21	CHARD SNYDER & ASSOCIATES, INC.	4,308.12	IRWD Wire	Negotiable
14604	25-Oct-21	CHARD SNYDER & ASSOCIATES, INC.	16,262.30	IRWD Wire	Negotiable
14605	26-Oct-21	YORK RISK SERVICES GROUP, INC.	17,061.64	IRWD Wire	Negotiable
14606	26-Oct-21	MUNICIPAL WATER DISTRICT OF ORANGE COUNTY	1,762,893.22	IRWD Wire	Negotiable
14607	26-Oct-21	BANK OF NEW YORK MELLON TRUST COMPANY NA	54,166.67	IRWD Wire	Negotiable
14608	28-Oct-21	U.S. BANK NATIONAL ASSOCIATION	5,794,250.00	IRWD Wire	Negotiable
<b>SUB-TOTAL ELECTRONIC DISBURSEMENTS</b>			<b>18,166,465.17</b>		
<b>SUB-TOTAL AP CHECK AND ELECTRONIC DISBURSEMENTS</b>			<b>28,837,045.50</b>		
422017	ZENG, TUO	7-Oct-21	25.10	IRWD Check	Voided
<b>SUB-TOTAL CHECK ISSUED AND VOIDED IN OCTOBER 2021</b>			<b>25.10</b>	-	
<b>TOTAL AP DISBURSEMENTS AND VOIDS FOR OCTOBER 2021</b>			<b>28,837,020.40</b>	-	

Note: This page is intentionally left blank.



Exhibit "E"

**MONTHLY SUMMARY OF PAYROLL ACH PAYMENTS**

**October  
2021**

	AMOUNT	VENDOR	PURPOSE
10/8/2021	1,107,108.05	BANK OF AMERICA	ACH Payments for Payroll
10/22/2021	1,136,876.14	BANK OF AMERICA	ACH Payments for Payroll
	<u><b>\$2,243,984.19</b></u>		

Note: This page is intentionally left blank.

**IRWD Gov Code 53065.5 Disclosure Report**

Payment or Reimbursements for Individual charges of \$100 or more per transaction for services or product received.

01-OCT-21 to 31-OCT-21

NAME	CHECK NO.	CHECK DATE	AMOUNT	ITEM DESCRIPTION	EXPENSE JUSTIFICATION
Avalos, Joaquin	422226	21-Oct-21	192.00	Membership Renewal	CWEA membership
Barboza, Armando	421839	7-Oct-21	192.00	Membership Renewal	CWEA membership
Barboza, Armando	422227	21-Oct-21	200.00	Other(Misc)	Safety shoe allowance
Mares, Michael	422412	28-Oct-21	105.00	Certification Renewal	SWRCB Water Distribution Operator Grade V
Mares, Michael	422412	28-Oct-21	300.00	Certification Renewal	SWRCB CEU course - contact hours
Orozco, Gus	422229	21-Oct-21	220.00	Certification Renewal	SWRCB Water Distribution Grade III
Parsons, Sheryl	422230	21-Oct-21	135.71	Other(Misc)	Safety shoe allowance
Rock, Celeste	422231	21-Oct-21	125.00	Other(Misc)	Safety shoe allowance
Saini, Mohit	422021	14-Oct-21	180.00	Membership Renewal	ISACA membership
Saini, Mohit	422021	14-Oct-21	107.74	Other(Misc)	Ergonomic adjustable footrest
Schreiner, Terrance	421840	7-Oct-21	298.00	Certification Renewal	CWEA Electrical/Instrumentation Grade IV
Sciabica, Joseph	422233	21-Oct-21	118.47	Other(Misc)	Safety shoe allowance
Torres, Richard	422022	14-Oct-21	101.00	Certification Renewal	CWEA Collection Systems Maintenance Grade III
<b>Total Amount:</b>			<b>\$2,274.92</b>		

Note: This page is intentionally left blank.

November 22, 2021  
Prepared by: R. Mykitta  
Submitted by: W. Chambers  
Approved by: Paul A. Cook

*P.A.C.*

## CONSENT CALENDAR

### UTILITY TRUCK CONTRACT AWARD

#### SUMMARY:

The Fiscal Years 2019-20 and 2020-21 Operating Budgets included funds to purchase two new medium duty utility trucks annually for a total of four replacement units. Impacts of COVID-19 and vehicle supply shortages caused a delay in purchasing these replacement trucks. Utility trucks are used by Field Services Department technicians to support preventative and corrective maintenance of domestic and recycled water distribution systems. Staff recommends the Board authorize the General Manager to award a contract to Tuttle-Click Ford Lincoln in the amount of \$379,257 for the purchase of four new medium duty utility trucks.

#### BACKGROUND:

IRWD's Field Services Department staff use medium duty utility trucks daily while performing domestic and recycled water system maintenance. The vehicles are equipped with all of the tools necessary to perform daily maintenance activities in an efficient and safe manner. These vehicles are also outfitted with arrow boards to protect staff when working in traffic and cranes for lifting heavy objects such as automatic control valve components and vault lids. These new trucks will replace both 14- and 19-year-old trucks that have reached the end of their useful lives.

Following a competitive, on-line bidding process, Tuttle-Click Ford Lincoln was the low bidder with a proposal of \$94,814 per vehicle. The proposal is provided as Exhibit "A".

#### FISCAL IMPACTS:

Sufficient funds are included in the Fiscal Year 2021-22 Operating Budget.

#### ENVIRONMENTAL COMPLIANCE:

This item is not a project as defined in the California Environmental Quality Act (CEQA), Code of Regulations, Title 14, Chapter 3, Section 15378.

#### COMMITTEE STATUS:

This item was not reviewed by a Committee.

#### RECOMMENDATION:

**THAT THE BOARD AUTHORIZE THE GENERAL MANAGER TO EXECUTE A CONTRACT WITH TUTTLE-CLICK FORD LINCOLN IN THE AMOUNT OF \$379,257 FOR THE PURCHASE OF FOUR NEW AND UNUSED MEDIUM DUTY UTILITY TRUCKS.**

LIST OF EXHIBITS:

Exhibit "A" – Tuttle-Click Ford Lincoln Quote



TUTTLE-CLICK FORD LINCOLN

**FLEET DEPARTMENT**

---

IRVINE RANCH WATER DISTRICT  
3512 MICHELSON DRIVE  
IRVINE, CA 92612

**QUOTE**

2022 FORD F450 SUPERCAB CHASSIS  
168" WHEELBASE  
7.3L V8/ 10-SPD AUTOMATIC  
A/C  
POWER DOOR LOCKS, WINDOWS AND MIRRORS  
KEYLESS REMOTE  
CHROME FRONT BUMPER  
CRUISE CONTROL/ TILT WHEEL  
REARVIEW CAMERA  
RUNNING BOARDS  
UPFITTER SWITCHES  
AM/FM RADIO WITH SYNC  
CTEC CUSTOM BODY WITH CRANE PER SPEC  
WHITE EXTERIOR WITH GRAY VINYL SPLIT BENCH

Your Price	\$87,900.00
CA Tire Fee	10.50
Doc Fee	85.00
Sales Tax	6,818.84
<b>TOTAL</b>	<b>\$94,814.34</b>

Quoted by Sheri Schoonover

ADD PTO PROVISION add \$255 plus tax




**Sheri Schoonover**

Commercial Fleet Director  
sschoonover@tuttleclick.com



Direct Phone: 949-472-5216 / Direct Fax: 949-472-5315  
43 Auto Center Drive • Irvine, CA 92618 • (949) 472-5200 • www.tuttleclick.com  
FORD • LINCOLN • CHRYSLER • DODGE • JEEP • HYUNDAI



**CALIFORNIA TRUCK EQUIPMENT CO.**

12351 Bellflower Blvd, Downey CA 90242

PH - 562-803-4466 F - 562-803-8795

**QUOTE**

Quote Date	Quote #
11/4/2021	12928

<b>Sold To:</b>	<b>End User</b>	ctec-truckbody.com	
Tuttle Click Ford Sheri Schoonover 41 AUTO CENTER DRIVE IRVINE, CA. 92618	Irvine Ranch Water District 3512 Michelson Drive Irvine, CA. 92612-7000 Attn:John Dayer	Terms	Net 10
		FOB	CTEC-Downey
		Rep	RA

Model Cab	Fuel	Truck Available	Rear wheel	Bed width	Compartment depth	CA
	Gas	no	DRW	49" X 23"		60"

**PROUDLY PRODUCED - 100% - IN CALIFORNIA - USA**


Description	Qty	Total
CTEC model 10838-VCT-95 Body is 108 inches long - vertical configuration with closed tops - 38 inches tall - 95 inches wide - bed width 49 inches - compartment depth 23 inches Mounted and painted white unless custom color is ordered LED Legal lights Step Bumper painted silver Paint to match wheel well tubing Stainless steel T - handle pockets Flat key lock with 4 keys Gas shocks on compartment doors	1	
18 inch work deck with doors - flip up lid per drawing	1	
Crane reinforcement CS rear	1	
CS and SS horizontal compartment with stainless panel for work surface	2	
Aluminum roll up doors - CS front - SS front and rear	3	
Cab protector with rails for Arrowboard mounting	1	
Drawer 3 inches tall - 23" x 36" Compartment	2	
Drawer 5 inches tall - 23" x 36" Compartment	1	
Drawer 7 inches tall - 23" x 32" Compartment	1	

<b>QUOTE VALID FOR 30 DAYS</b>	<b>Subtotal</b>
Order accepted by: _____ Date _____	<b>Tax (0.0%)</b>
Print Name _____ PO # _____	<b>Total</b>

**ANY AND ALL WARRANTY WORK WILL BE DONE BY CTEC AT 12351 BELLFLOWER BLVD  
DOWNEY, CA - CTEC IS NOT RESPONSABLE FOR ANY WORK DONE BY 3RD PARTIES**



EXHIBIT "A"



**CALIFORNIA TRUCK EQUIPMENT CO.**

12351 Bellflower Blvd, Downey CA 90242

PH - 562-803-4466 F - 562-803-8795

**QUOTE**

Quote Date	Quote #
11/4/2021	12928

<b>Sold To:</b>	<b>End User</b>	<b>ctec-truckbody.com</b>	
Tuttle Click Ford Sheri Schoonover 41 AUTO CENTER DRIVE IRVINE, CA. 92618	Irvine Ranch Water District 3512 Michelson Drive Irvine, CA. 92612-7000 Attn:John Dayer	Terms	Net 10
		FOB	CTEC-Downey
		Rep	RA

Model Cab	Fuel	Truck Available	Rear wheel	Bed width	Compartment depth	CA
	Gas	no	DRW	49" X 23"		60"


**PROUDLY PRODUCED - 100% - IN CALIFORNIA - USA**

Description	Qty	Total
Venturo ET8KX Service Crane (3200 lbs / 8,000 ft-lbs / 6' - 14' Hydraulic/Manual Boom / 65' of 1/4" Wire Rope / 360-Degree Continuous Power Rotation / 12V DC Winch / Power Rotation, Elevation & Extension / Corded Remote Control / Non- Proportional Control) install above CS rear compartment	1	
Boom rest	1	
Removable manual jack leg CS rear	1	
Auxiliary battery 100 AH CS rear	1	
Battery Box CS rear	1	
Battery separator	1	
Cable steps - CS and SS under work deck	2	
Grab Handle CS and SS rear	2	
Tool basket 72" long X 23" wide X 12" deep with drop down side SS above compartments - powdercoated	1	
SS rear gas bottle retainers	1	
Call IV receiver tube with OEM style plug - 7 blade	1	
Spray on liner - bed floor - bulkhead - backwrappers - rear work deck	1	
	1	

<b>QUOTE VALID FOR 30 DAYS</b>	<b>Subtotal</b>
Order accepted by: _____ Date _____	<b>Tax (0.0%)</b>
Print Name _____ PO # _____	<b>Total</b>

**ANY AND ALL WARRANTY WORK WILL BE DONE BY CTEC AT 12351 BELLFLOWER BLVD DOWNEY, CA - CTEC IS NOT RESPONSABLE FOR ANY WORK DONE BY 3RD PARTIES**

Note: This page is intentionally left blank.

November 22, 2021  
Prepared by: T. Lubinski / R. Mori  
Submitted by: K. Burton  
Approved by: Paul A. Cook 

CONSENT CALENDAR

**SR-55 FREEWAY WIDENING SANITARY SEWER RELOCATION ON COWAN  
BUDGET INCREASE AND CONSTRUCTION AWARD**

**SUMMARY:**

The State Route 55 (SR-55) Freeway Widening Sanitary Sewer Relocation on Cowan project includes relocation of approximately 200 linear feet of 8-inch sewer pipeline and construction of three new sewer manholes. Staff recommends the Board:

- Authorize a budget increase in the amount of \$113,000, from \$262,000 to \$375,000, and
- Authorize the General Manager to execute a construction contract with GCI Construction, Inc. in the amount of \$222,845.00 for the SR-55 Freeway Widening Sanitary Sewer Relocation project.

**BACKGROUND:**

The Orange County Transportation Authority (OCTA), acting as the lead agency, is partnering with the California Department of Transportation (Caltrans) District 12 on a project to widen SR-55 between Interstate 405 and Interstate 5. As part of the project, existing IRWD sanitary sewer facilities within Cowan, a street parallel to SR-55 and within the limits of the proposed widening, will require relocation. This project will relocate the sanitary sewer facilities within Cowan to accommodate the widening. A project location map is provided as Exhibit “A”.

The existing IRWD facilities, which are being lawfully maintained in their present location, qualify for relocation at OCTA expense under the provisions of Section (703) of the Streets and Highways Code. IRWD and OCTA have agreed that the design and construction of the IRWD relocations will be provided by IRWD through direct contracts managed by IRWD, and that OCTA will reimburse IRWD for all associated project costs. OCTA and IRWD have executed a Utility Agreement, that together with Notices to Owner, constitute a Reimbursement Agreement.

**Construction Award:**

IRWD retained Hunsaker and Associates to design the sanitary sewer improvements on Cowan. Staff approved the plans in October 2021 and advertised the project for construction bidding to a select list of 19 pipeline contractors. The bid opening was held on November 10, 2021, as the bid results are summarized as follows:

<b>Bidder</b>	<b>Bid Amount</b>
GCI Construction, Inc.	\$222,845
Ferreira Construction Co.	\$260,000
T.E. Roberts, Inc.	\$289,700
Paulus Engineering, Inc.	\$336,777
<i>Engineer's Estimate</i>	<i>\$125,000</i>

Consent Calendar: SR-55 Freeway Widening Sanitary Sewer Relocation on Cowan Budget Increase and Construction Award

November 22, 2021

Page 2

GCI Construction was the apparent low bidder with a bid amount of \$222,845. Staff reviewed GCI's bid (provided as Exhibit "B") and has determined that it is responsive. The engineer's estimate, prepared by Hunsaker and Associates, is \$125,000. Staff believes that the bid amount is higher than the engineer's estimate due to overall competitive market conditions, combined with recent increases in materials and labor costs associated with COVID-19 related shortages and supply chain uncertainty.

Staff recommends the Board authorize the General Manager to execute a construction contract with GCI Construction, Inc. in the amount of \$222,845.

FISCAL IMPACTS:

Project 11583 is included in the FY 2021-22 Capital Budget and will be fully funded by OCTA. All design and construction costs incurred by IRWD, including IRWD staff time and all consultant and construction contracts, will be reimbursed by OCTA under the Utility Agreement. A budget increase is required to fund the construction and engineering support services during construction as shown in the table below:

Project No.	Current Budget	Addition <Reduction>	Total Budget
11583	\$262,000	\$113,000	\$375,000

ENVIRONMENTAL COMPLIANCE:

This project is subject to the California Environmental Quality Act (CEQA). Caltrans District 12 is the lead agency for CEQA compliance for the State Route 55 Improvement Project. The sanitary sewer relocation is included as a part of the Mitigated Negative Declaration for the State Route 55 Improvement Project, SCH #2019099104, certified by Caltrans on March 30, 2020.

COMMITTEE STATUS:

Construction awards are not routinely taken to a Committee prior to submittal to the Board.

RECOMMENDATION:

THAT THE BOARD AUTHORIZE A BUDGET INCREASE FOR PROJECT 11583 IN THE AMOUNT OF \$113,000, FROM \$262,000 TO \$375,000, AND AUTHORIZE THE GENERAL MANAGER TO EXECUTE A CONSTRUCTION CONTRACT WITH GCI CONSTRUCTION, INC. IN THE AMOUNT OF \$222,845 FOR THE SR-55 FREEWAY WIDENING SANITARY SEWER RELOCATION ON COWAN, PROJECT 11583.

LIST OF EXHIBITS

Exhibit "A" – Location Map

Exhibit "B" – Bid Results

EXHIBIT "A"



Note: This page is intentionally left blank.

## Bid Results

### Bidder Details

**Vendor Name** GCI Construction, Inc.  
**Address** 1031 Calle Recodo Suite D  
 San Clemente, California 92673  
 United States  
**Respondee** Alan Aristondo  
**Respondee Title** CFO  
**Phone** 714-957-0233  
**Email** ALAN@GCICONSTRUCTION.COM  
**Vendor Type** CADIR  
**License #** 755356  
**CADIR** 1000001150

### Bid Detail

**Bid Format** Electronic  
**Submitted** 11/10/2021 1:41 PM (PST)  
**Delivery Method**  
**Bid Responsive**  
**Bid Status** Submitted  
**Confirmation #** 272572

### Respondee Comment

### Buyer Comment

### Attachments

File Title	File Name	File Type
Bid Package Signed.pdf	Bid Package Signed.pdf	Bid Form

### Subcontractors

Showing 3 Subcontractors

Name & Address	Desc	License Num	CADIR	Amount	Type
<b>Cell-Crete</b> 135 E Railroad Ave Monrovia, California 91016	slurry	243404	1000000262	\$5,915.00	
<b>Hardy &amp; Harper, Inc.</b> 1312 E. Warner Ave Santa Ana, California 92705	ac	215952	1000000076	\$10,850.00	
<b>Underground Manholes</b> 7639 McKinley Ave San Bernardino, California 92410	manholes	659134	1000010700	\$9,321.00	

## Line Items


Discount Terms No Discount

Item #	Item Code	Type	Item Description	UOM	QTY	Unit Price	Line Total	Response	Comment
<b>BASE BID ITEMS</b>							<b>\$222,845.00</b>		
1			Mobilization, Demobilization and Clean-up (not to exceed 4% of Total Amount of Bid)	LS	1	\$8,000.00	\$8,000.00	Yes	
2			Payment and Performance Bonds, and Insurance	LS	1	\$9,000.00	\$9,000.00	Yes	
3			Furnish and Install 8" PVC SDR-35 Pipeline	LF	203	\$375.00	\$76,125.00	Yes	
4			Construct 48" Diameter Manhole	EA	3	\$11,000.00	\$33,000.00	Yes	
5			Connect Existing Sewer Lateral to Proposed Manhole	EA	2	\$3,600.00	\$7,200.00	Yes	
6			Remove and Abandon Portions of Existing Sewer Manhole	LS	1	\$9,000.00	\$9,000.00	Yes	
7			Fill and Abandon Existing Sewer Pipeline	LS	1	\$22,000.00	\$22,000.00	Yes	
8			Repair Manhole Wall and Re-channel Existing Manhole	LS	1	\$7,500.00	\$7,500.00	Yes	
9			T-cut Trench Repair per City of Irvine Trench Backfill and Roadway Repair Detail	SF	1400	\$14.30	\$20,020.00	Yes	
10			Remove and Replace Existing Concrete Collar at Existing Manhole and Adjust to Grade	LS	1	\$7,000.00	\$7,000.00	Yes	
11			Hydrostatic Testing and CCTV	LS	1	\$4,000.00	\$4,000.00	Yes	
12			Erosion Control Measures	LS	1	\$8,000.00	\$8,000.00	Yes	
13			Trench Safety Measures	LS	1	\$6,000.00	\$6,000.00	Yes	
14			Traffic Control	LS	1	\$4,000.00	\$4,000.00	Yes	
15			Final Record Drawings	LS	1	\$2,000.00	\$2,000.00	Yes	
<b>ADDITIVE AND DEDUCTIVE BID ITEM</b>							<b>\$0.00</b>		
16			ADDITION (+) OR DEDUCTION (-)	LS	1	\$0.00	\$0.00	Yes	

## Line Item Subtotals

Section Title	Line Total
BASE BID ITEMS	\$222,845.00
ADDITIVE AND DEDUCTIVE BID ITEM	\$0.00
<b>Grand Total</b>	<b>\$222,845.00</b>



November 22, 2021  
Prepared by: J. Colston  
Submitted by: K. Burton  
Approved by: Paul A. Cook 

CONSENT CALENDAR

LABORATORY EQUIPMENT PURCHASE CONTRACT AWARD

SUMMARY:

Laboratory equipment is used by staff to conduct compliance and process monitoring. To meet new compliance mandates as well as planned process monitoring at very low levels of detection for per- and poly-fluoroalkyl substances (PFAS) and perchlorate, more sensitive laboratory equipment is needed. Staff recommends the Board authorize the General Manager to execute a contract with Agilent Technologies in the amount of \$267,720.56 for the purchase of a Liquid Chromatograph-Tandem Mass Spectrometer.

BACKGROUND:

The State Water Resources Control Board and Santa Ana Regional Water Quality Control Board have imposed PFAS monitoring requirements on IRWD wells and water recycling facilities as part of a statewide investigation of PFAS contamination in state groundwaters. IRWD is also installing PFAS treatment systems which will require process monitoring to properly operate and maintain. Additionally, the State Board has lowered reporting levels for perchlorate. All of these changes require the use of more sensitive laboratory equipment to detect and quantify low levels of organic compounds.

Equipment Purchase:

Staff received three bids for a Liquid Chromatograph-Tandem Mass Spectrometer and the results are summarized below:

<b>Bidder</b>	<b>Bid Amount</b>
Agilent Technologies	\$267,720.56
Thermo Scientific	\$318,832.50
Sciex	\$364,573.78

Agilent Technologies was the low bidder, and its bid is provided as Exhibit “A”. Agilent Technologies has successfully provided and installed two other instruments in the IRWD laboratory: a Gas Chromatograph – Mass Spectrometer and a Liquid Chromatograph – Inductively Coupled Plasma – Mass Spectrometer. Both of these instruments are robust, reliable and sensitive, and Agilent’s technical support service has been excellent.

Staff recommends the Board authorize the General Manager to execute a contract with Agilent Technologies in the amount of \$267,720.56.

FISCAL IMPACTS:

Sufficient funds for the Liquid Chromatograph-Tandem Mass Spectrometer are included in the Fiscal Year 2021-22 Capital Equipment Budget.

ENVIRONMENTAL COMPLIANCE:

This item is not a project as defined in the California Environmental Quality Act (CEQA), Code of Regulations, Title 14, Chapter 3, Section 15378.

COMMITTEE STATUS:

This item was not reviewed by a Committee.

RECOMMENDATION:

THAT THE BOARD AUTHORIZE THE GENERAL MANAGER TO EXECUTE A CONTRACT WITH AGILENT TECHNOLOGIES IN THE AMOUNT OF \$267,720.56 FOR THE PURCHASE OF A LIQUID CHROMATOGRAPH-TANDEM MASS SPECTROMETER.

LIST OF EXHIBITS:

Exhibit "A" – Agilent Technologies Bid

Ms Mindy Bergen  
 Irvine Ranch Water District  
 3512 Michelson  
 Irvine CA 92715

Quote No.	Create Date	Delivery Time	Page
3711994	09/24/2021	7 Weeks	1 of 5
Contact	Phone no.	Valid to	
Jordan Dinser	5123328133	11/23/2021	
<b>To place an order:</b> Visit <a href="http://www.agilent.com/store">www.agilent.com/store</a> to place online order using a purchase order or credit card and track your order status.			
<b>Product</b>	<b>Email</b>	<b>FAX</b>	
Consumables	cag_sales-NA@agilent.com	302-633-8901	
Genomics	orders@agilent.com	512-321-3128	
Pathology	customer.service@agilent.com	800-566-3256	
Instruments	Lscainstrumentsales@agilent.com	302-633-8953	
1-800-227-9770 Option 1			

Item	Product/Description	Qty/Unit	Unit List Price	Discount Amount	Extended Net Price
<b>1000</b>	<b>G6470BA</b>	1.000 EA	<b>486,634.00 USD</b>	<b>285,167.52-</b>	<b>201,466.48</b>
<p>6470 Triple Quadrupole LC/MS System. Includes: 6470 LC/TQ, workstation PC and MassHunter SW with 2 data analysis licenses, installation + familiarization training, and 1Y SW upgrade/phone assist.</p> <p>With the following configuration:            Ship-to Country : USA            Installation (44K)            Introduction (44L)            1 Year SW Update/Phone Assist (44W)            Training (44P)</p> <p>Special discount of 58.60 % is applied.</p>					
<b>2000</b>	<b>G7112B</b>	1.000 EA	<b>31,144.04 USD</b>	<b>18,250.41-</b>	<b>12,893.63</b>
<p>1260 Infinity II Binary Pump, maximum pressure 600bar. Includes binary pump with integrated 2-channel degassing unit, column, connecting capillaries, solvent cabinet, solvent bottles and CAN cable.</p> <p>With the following configuration:            Select bundled column : Poroshell 120 EC-C18 3.0x50mm            Manual DVD for 1220/1260/1290 : DVD included            Ship-to Country : USA            Solvent Selection Valve (SSV)            Poroshell 120 EC-C18 3.0x50mm, 2.7um            Installation (44K)            Introduction (44L)</p> <p>Special discount of 58.60 % is applied.</p>					
<b>3000</b>	<b>01018-60025</b>	4.000 EA	<b>109.00 USD</b>	<b>255.48-</b>	<b>180.52</b>
<p>Solvent inlet filter, stainless steel Solvent inlet filter, stainless steel for external channel only.</p>					

Ms Mindy Bergen  
 Irvine Ranch Water District  
 3512 Michelson  
 Irvine CA 92715

Quote No.	Create Date	Delivery Time	Page
3711994	09/24/2021	7 Weeks	2 of 5
Contact	Phone no.	Valid to	
Jordan Dinser	5123328133	11/23/2021	
<b>To place an order:</b> Visit <a href="http://www.agilent.com/store">www.agilent.com/store</a> to place online order using a purchase order or credit card and track your order status.			
<b>Product</b>	<b>Email</b>	<b>FAX</b>	
Consumables	cag_sales-NA@agilent.com	302-633-8901	
Genomics	orders@agilent.com	512-321-3128	
Pathology	customer.service@agilent.com	800-566-3256	
Instruments	Lscainstrumentsales@agilent.com	302-633-8953	
1-800-227-9770 Option 1			

Item	Product/Description	Qty/Unit	Unit List Price	Discount Amount	Extended Net Price
Special discount of 58.60 % is applied.					
<b>4000</b>	<b>G7167A</b>	1.000 EA	<b>36,586.00 USD</b>	<b>21,439.40-</b>	<b>15,146.60</b>
1260 Infinity II Multisampler up to 800 bar for well plates and individual sample containers. Includes 1 sample drawer, 2x 54-vial containers, a needle flush port, 100 uL metering device and loop.  With the following configuration: Type of SW license : MassHunter System Driver Add thermostat (101) : InfLab sample thermostat incl. Delete companion dongle (896) : LC companion dongle removed Manual DVD for 1220/1260/1290 : DVD included Ship-to Country : USA Agilent InfinityLab Sample Thermostat Delete InfinityLab LC Companion Dongle Installation (44K) Introduction (44L)					
Special discount of 58.60 % is applied.					
<b>4500</b>	<b>5067-1602</b>	1.000 EA	<b>470.00 USD</b>	<b>275.42-</b>	<b>194.58</b>
In-Line Filter Assembly, with 4.6 x 0.5					
Special discount of 58.60 % is applied.					
<b>5000</b>	<b>G7116A</b>	1.000 EA	<b>7,699.00 USD</b>	<b>4,511.61-</b>	<b>3,187.39</b>
1260 Infinity II Multicolumn Thermostat MCT					
With the following configuration:					



# Quotation

Ms Mindy Bergen  
 Irvine Ranch Water District  
 3512 Michelson  
 Irvine CA 92715

Quote No.	Create Date	Delivery Time	Page
3711994	09/24/2021	7 Weeks	3 of 5
Contact	Phone no.	Valid to	
Jordan Dinser	5123328133	11/23/2021	
<b>To place an order:</b> Visit <a href="http://www.agilent.com/store">www.agilent.com/store</a> to place online order using a purchase order or credit card and track your order status.			
<b>Product</b>	<b>Email</b>	<b>FAX</b>	
Consumables	cag_sales-NA@agilent.com	302-633-8901	
Genomics	orders@agilent.com	512-321-3128	
Pathology	customer.service@agilent.com	800-566-3256	
Instruments	Lscainstrumentsales@agilent.com	302-633-8953	
1-800-227-9770 Option 1			

Item	Product/Description	Qty/Unit	Unit List Price	Discount Amount	Extended Net Price
	Ship-to Country : USA valve drive for 1260 Infinity II MCT Installation (44K) Introduction (44L)  Special discount of 58.60 % is applied.				
<b>6000</b>	<b>H2149A</b>	2.000 EA	<b>11,059.00 USD</b>	<b>5,529.50-</b>	<b>16,588.50</b>
	Method and Application Consulting On-site consulting for a maximum of 4 participants. Certificates and manuals not included.  With the following configuration: Ship-to Country : USA Three Day On-site (Includes Travel)  Special discount of 25.00 % is applied.				
			Gross Amount	: \$	585,087.04
			Total Discount	: \$	335,429.34
			Net Amount	: \$	249,657.70
			Sales Tax	: \$	18,062.86
			<b>Total</b>	<b>: \$</b>	<b>267,720.56</b>

Ms Mindy Bergen  
 Irvine Ranch Water District  
 3512 Michelson  
 Irvine CA 92715

Quote No.	Create Date	Delivery Time	Page
3711994	09/24/2021	7 Weeks	4 of 5
Contact	Phone no.	Valid to	
Jordan Dinser	5123328133	11/23/2021	
<b>To place an order:</b> Visit <a href="http://www.agilent.com/store">www.agilent.com/store</a> to place online order using a purchase order or credit card and track your order status.			
<b>Product</b>	<b>Email</b>	<b>FAX</b>	
Consumables	cag_sales-NA@agilent.com	302-633-8901	
Genomics	orders@agilent.com	512-321-3128	
Pathology	customer.service@agilent.com	800-566-3256	
Instruments	Lscainstrumentsales@agilent.com	302-633-8953	
1-800-227-9770 Option 1			

Ask about our attractive payment options and how we can help you acquire the latest innovations while minimizing the upfront costs. Contact your Agilent sales representative today or visit us online at [www.agilent.com/en/technology/agilent-financial-solutions](http://www.agilent.com/en/technology/agilent-financial-solutions) to learn why more and more labs are choosing these flexible payment plans and identify which works best for you.

To place an order: Visit [www.agilent.com/store](http://www.agilent.com/store) to place online orders using a purchase order or credit card and track your order status.

Product	Email	FAX
Consumables	cag_sales-NA@agilent.com	302-633-8901
Genomics	orders@agilent.com	512-321-3128
Pathology	customer.service@agilent.com	800-566-3256
Instruments	Lscainstrumentsales@agilent.com	302-633-8953
1-800-227-9770 Option 1		

To place an order, the following information is required:

- Purchase order number or credit card, delivery date, ship to, invoice to, end user, and quote number.
- GSA customers please provide GSA contract #.

EXCLUSIVE OFFERS FOR NEW INSTRUMENT CUSTOMERS, go to [www.agilent.com/chem/exclusiveoffers](http://www.agilent.com/chem/exclusiveoffers)

TO CHECK THE STATUS OF AN ORDER:

- 1) Visit [www.agilent.com/store](http://www.agilent.com/store) to check the status of your order.
- 2) Call 1-800-227-9770 (option 1) any weekday between 8 am and 8 pm Eastern time, in the U.S., Canada & Puerto Rico. You will need to know the purchase order or credit card number the order was placed on.

TERMS AND CONDITIONS:

- Pricing: Web prices are provided only for the U.S. in U.S.dollars. All phone prices are in local currency and for end use. Applicable local taxes are applied.
  - All Sales Tax is subject to change at the time of order.
  - Shipping and Handling Charges: Orders with a value less than \$4000 or those requiring special services such as overnight delivery may be subject to additional shipping & handling fees. Some of these charges may be avoided by ordering via the Web
  - Payment Terms: Net 30 days from invoice date, subject to credit approval.
  - \* Quotation Validity: This quotation is valid for 60 days unless otherwise indicated.
  - \* Warranty period for instrumentation is 1 year. The Warranty period for columns and consumables is 90 days.
- Visit [www.agilent.com/chem](http://www.agilent.com/chem)
- For Training course information and registration including e-Seminars, select [Education](#).
  - For Literature, Application notes, and other information, select [Library](#).
  - For Online Technical Support including the Technical Support Assistant and Frequently Asked Questions, select [Technical Support](#).

It is Agilent Technologies intent to ship product at the earliest available date unless specified otherwise.

# Quotation

Ms Mindy Bergen  
 Irvine Ranch Water District  
 3512 Michelson  
 Irvine CA 92715

Quote No.	Create Date	Delivery Time	Page
3711994	09/24/2021	7 Weeks	5 of 5
Contact	Phone no.	Valid to	
Jordan Dinser	5123328133	11/23/2021	
<b>To place an order:</b> Visit <a href="http://www.agilent.com/store">www.agilent.com/store</a> to place online order using a purchase order or credit card and track your order status.			
Product	Email	FAX	
Consumables	cag_sales-NA@agilent.com	302-633-8901	
Genomics	orders@agilent.com	512-321-3128	
Pathology	customer.service@agilent.com	800-566-3256	
Instruments	Lscainstrumentsales@agilent.com	302-633-8953	
1-800-227-9770 Option 1			

The sale of Agilent Products and Services referenced in this quotation is subject to the then current version of Agilent's Terms of Sale, and any Supplemental Terms or Occasional Reseller Terms of Sale or other applicable terms referenced herein. The sale of Microplates Products shall be subject to Microplates Terms of Sale and any Supplemental Terms or other applicable terms referenced herein. The sale of Microplates Tooling Products shall be subject to Microplates Tooling Terms of Sale and any Supplemental Terms or other applicable terms referenced herein. All of the above "Terms" as applicable. A copy of the Terms is either attached or has been previously provided to you. Please contact us if you have not received a copy or require an additional copy. If you have a separate agreement in effect with Agilent covering the sale of Products and Services referenced in this quotation, the terms of that agreement will take precedence for those Products and Services. Agilent expressly objects to any different or additional terms in your purchase/sales order documentation, unless agreed to in writing by Agilent. Products and Services availability dates are estimated at the time of the quotation. Actual delivery dates or delivery windows will be specified at the time Agilent acknowledges and accepts your purchase order. The above conditions shall apply to the fullest extent permitted by the law. You may have other statutory or legal rights available. Commodities, technology or software exported from the United States of America ("U.S.") or from other exporting countries will be subject to the U.S. Export Administration Regulations and all exporting countries' export laws and regulations. Diversion contrary to U.S. law and the applicable export laws and regulations is prohibited.

Agilent Payment Method: ACH  
 Credit card accepted only at the time of order placement.  
 Agilent will charge 3% of the invoiced amount, when term invoices are paid with a credit card.

Note: This page is intentionally left blank.



CONSENT CALENDAR

CHANGES TO GENERAL MANAGER'S COMPENSATION

SUMMARY:

The annual performance review of the General Manager was conducted on November 8, 2021. This item presents the proposed changes to the annual compensation of the General Manager.

BACKGROUND:

The General Manager's annual performance evaluation was conducted in Closed Session during the November 8, 2021, IRWD Board meeting. After the discussion, President Reinhart, as the designated representative for the Board of Directors, discussed potential changes in compensation with the General Manager. Based on this discussion, the recommendation is to:

- 1) Increase the base salary of the General Manager by \$10,000 (3.08%) resulting in an increase in annual base salary from \$324,156 to \$334,156 per year, effective October 1, 2021, and
- 2) Provide a one-time performance award for the General Manager in the amount of \$30,000 as a taxable lump sum cash payment.

All other aspects of the General Manager's compensation remain unchanged. The General Manager's annual salary is within the existing salary range per Resolution No. 2021-9 adopted by the Board on June 28, 2021, and is publicly available.

FISCAL IMPACTS:

Funds for compensation of the General Manager are included in IRWD's annual Operating Budget.

ENVIRONMENTAL COMPLIANCE:

Not applicable.

COMMITTEE STATUS:

Not applicable.

RECOMMENDATION:

THAT THE BOARD APPROVE AN INCREASE TO THE ANNUAL SALARY OF THE GENERAL MANAGER TO THE AMOUNT OF \$334,156 AND A ONE-TIME PERFORMANCE AWARD IN THE AMOUNT OF \$30,000, EFFECTIVE OCTOBER 1, 2021.

LIST OF EXHIBITS:

None.

Note: This page is intentionally left blank.

November 22, 2021  
Prepared by: R. Thatcher / E. Akiyoshi  
Submitted by: K. Burton  
Approved by: Paul A. Cook *PAC*

## CONSENT CALENDAR

### DECLARATION OF REAL PROPERTY AS EXEMPT SURPLUS LAND

#### SUMMARY:

Staff recommends the Board adopt a resolution declaring that a 10-foot-wide strip of land identified as APN 093-242-80 is exempt surplus land not necessary for IRWD's use, authorizing District staff to negotiate the disposal of the property, and finding that the declaration and disposal of the property is exempt from the California Environmental Quality Act (CEQA).

#### BACKGROUND:

With IRWD's consolidation with Orange Park Acres Mutual Water Company (OPAMWC) in 2008, IRWD took possession of certain parcels of land within Orange Park Acres. One of the parcels was a 10-foot-wide strip of land acquired by OPAMWC in 1967. This parcel of land, identified as Assessor's Parcel Number 093-242-80, is located away from IRWD's facilities and is not required for the operations of the District. Staff recommends the District dispose of this property.

The total area of the land being disposed is approximately 4,750 square feet. Land less than 5,000 square feet can be declared exempt surplus land per the Surplus Land Act. Upon approval of the resolution declaring this parcel as exempt surplus land, staff will begin negotiations to dispose the land. Provided as Exhibit "A" is a resolution declaring the property as exempt surplus land, authorizing staff to negotiate the disposal, and declaring the disposal is exempt from CEQA. A map showing the location of the parcel is provided as Exhibit "B".

#### FISCAL IMPACTS:

None.

#### ENVIRONMENTAL COMPLIANCE:

This project is not subject to the CEQA as authorized under the California Code of Regulations, Title 14, Chapter 3, Section 15061 (b) (3), in that CEQA applies only to projects that may result in a direct physical change in the environment or reasonably foreseeable indirect physical change in the environment.

#### COMMITTEE STATUS:

This item was reviewed by the Engineering and Operations Committee on November 16, 2021.

RECOMMENDATION:

THAT THE BOARD ADOPT THE FOLLOWING RESOLUTION BY TITLE:

RESOLUTION NO. 2021 – \_\_\_\_\_

RESOLUTION OF THE BOARD OF DIRECTORS OF  
IRVINE RANCH WATER DISTRICT  
DECLARING THAT REAL PROPERTY DESIGNATED  
APN 093-242-80 IS EXEMPT SURPLUS LAND THAT IS NOT  
NECESSARY FOR THE DISTRICT'S USE, AUTHORIZING  
DISTRICT STAFF TO NEGOTIATE DISPOSAL OF THE  
PROPERTY, AND FINDING THAT THE DECLARATION  
AND DISPOSAL OF THE PROPERTY IS EXEMPT FROM THE  
CALIFORNIA ENVIRONMENTAL QUALITY ACT.

LIST OF EXHIBITS:

Exhibit "A" – Resolution

Exhibit "B" – Location Map

EXHIBIT "A"

RESOLUTION NO. 2021-

DECLARING THAT REAL PROPERTY DESIGNATED APN 093-242-80 IS EXEMPT SURPLUS LAND THAT IS NOT NECESSARY FOR THE DISTRICT'S USE; AUTHORIZING DISTRICT STAFF TO NEGOTIATE TO DISPOSE OF THE PROPERTY; FINDING THAT THE DECLARATION AND DISPOSAL OF THE PROPERTY IS EXEMPT FROM THE CALIFORNIA ENVIRONMENTAL QUALITY ACT

Pursuant to the terms of a grant deed dated January 27, 1967, Irvine Ranch Water District's ("**District**") predecessor in interest, the Orange Park Acres Mutual Water Company, acquired title in fee simple to certain property (the "**District Property**") designated Assessor's Parcel No. 093-242-80, the location of which is described as follows in the January 27, 1967 grant deed:

*A strip of land, 10.00 feet in width, over that portion of Lot 11, Tract 944 as shown in Miscellaneous Maps, Book 29, page 41, Records of Orange County, California, the southerly and easterly line of said strip being described as follows:*

*Beginning at the most westerly corner of said Lot 11; thence South 76°00'10" East 305.33 feet along the southerly line of said Lot 11 to a point which bears North 76°00'10" West 378.71 feet from the most southerly corner of said lot; thence North 19°38'30" East 84.78 feet.*

A true and correct copy of the January 27, 1967 grant deed is attached as Exhibit 1 to this Resolution.

Pursuant to the Surplus Land Act (Cal. Gov. Code, § 54220, *et seq.*), "surplus land" is land owned in fee simple by any local agency for which the local agency's governing body takes formal action in a regular public meeting declaring that the land is surplus and is not necessary for the agency's use.

The District is a local agency that must comply with the terms of the Surplus Land Act (Cal. Gov. Code, § 54221(a)).

Pursuant to the Surplus Land Act, land must be declared either "surplus land" or "exempt surplus land," as supported by written findings, before a local agency may take any action to dispose of it consistent with an agency's policies or procedures.

Pursuant to the Surplus Land Act (Gov. Code, § 54221, subd. (f)(1)(B)), "exempt surplus land" includes surplus land that is less than 5,000 square feet in area.

The District intends by this Resolution to declare the District Property to be exempt surplus land because the District Property is less than 5,000 square feet in area and is no longer necessary for the District's use.

The Board of Directors of the District therefore resolves as follows:

1. The District hereby declares that the District Property is exempt surplus land because the District Property is less than 5,000 square feet in area and is no longer necessary for the District's use.
2. This Resolution has been reviewed with respect to the applicability of the California Environmental Quality Act ("CEQA") (Cal. Public Resources Code § 21000, *et seq.*). District staff has determined that the designation of the District Property as exempt surplus land does not have the potential for creating a significant effect on the environment and is therefore exempt from further review under CEQA pursuant to State CEQA Guidelines section 15060, subdivision (c)(3) because it is not a "project" as defined by the CEQA Guidelines Section 15378. Adoption of the Resolution does not have the potential for resulting in either a direct physical change in the environment or a reasonably foreseeable indirect physical change in the environment.
3. The General Manager, or designee, is hereby authorized to submit this declaration of exempt surplus land to the California Department of Housing and Community Development, in conformance with state law, and file a Notice of Exemption pursuant to CEQA Guidelines Section 15062.

The General Manager, or the General Manager's designee, is hereby authorized to do all things which are deemed necessary or proper to effectuate the purposes of this Resolution, and any actions previously taken in connection with the purpose of this Resolution are hereby ratified and confirmed, including all actions necessary to dispose of the District Property in a manner consistent with applicable federal, state, and local laws.

ADOPTED, SIGNED and APPROVED on November 22, 2021.

\_\_\_\_\_  
President, IRVINE RANCH WATER DISTRICT  
and of the Board of Directors thereof

\_\_\_\_\_  
Secretary, IRVINE RANCH WATER DISTRICT  
and of the Board of Directors thereof

APPROVED AS TO FORM:

By: \_\_\_\_\_  
Claire Hervey Collins, General Counsel  
Hansen Bridgett LLP




LOCATION MAP

1 inch = 100 feet

Note: This page is intentionally left blank.



November 22, 2021  
Prepared by: K. Welch  
Submitted by: F. Sanchez / P. Weghorst  
Approved by: Paul A. Cook 

## ACTION CALENDAR

### TERMS FOR LETTER AGREEMENT TO ALLOW METROPOLITAN WATER DISTRICT TO BORROW WATER

#### SUMMARY:

Due to ongoing drought conditions and reduced State Water Project (SWP) allocations, Metropolitan Water District has requested to borrow the remaining SWP supplies stored in the IRWD Water Bank. IRWD's Coordinated Operating, Water Storage, Exchange and Delivery Agreement (Coordinated Agreement) with Metropolitan allows it to borrow SWP supplies under certain conditions. Staff has prepared terms for a proposed letter agreement that would waive specific terms in the Coordinated Agreement to allow Metropolitan to borrow IRWD's SWP supplies in 2022. In exchange, IRWD would receive an immediate credit for an equivalent amount of water in Metropolitan's storage facilities in Southern California. The terms include provisions that will close out the 2014 exchange between IRWD and Metropolitan resulting in IRWD receiving additional credits for water. Staff recommends the Board authorize the General Manager to execute a letter agreement based on these proposed terms.

#### BACKGROUND:

In April 2011, Metropolitan, Municipal Water District of Orange County (MWDOC) and IRWD executed the Coordinated Agreement, which facilitates IRWD's ability to secure SWP supplies for use within its service area. Consistent with this agreement, all SWP supplies acquired by IRWD, with Metropolitan's consent, are stored in Metropolitan's name on behalf of IRWD. The Coordinated Agreement allows Metropolitan to borrow SWP water stored in the IRWD Water Bank, subject to certain restrictions.

In 2022, Metropolitan anticipates constraints in making water deliveries to its member agencies located in the portions of its service area predominantly dependent on SWP supplies. To help meet its SWP delivery obligations, Metropolitan has requested to borrow IRWD's remaining stored SWP supplies.

#### Borrowing Allowed by the Coordinated Agreement:

Pursuant to the Coordinated Agreement, Metropolitan's borrowing of water shall not reduce IRWD's remaining balance of water in storage to below 17,500 acre-feet (AF). Currently, IRWD has 10,492 AF of non-SWP water and 4,177 AF of SWP water totaling 14,669 AF stored in the IRWD Water Bank. Of the 4,177 AF of SWP water, 250 AF must remain in Kern County, which leaves the remaining 3,927 AF of SWP water available for Metropolitan to borrow. Since IRWD's total water in storage is less than 17,500 AF, Metropolitan's borrowing of the 3,927 AF would require a letter agreement providing IRWD's written consent to waive the 17,500 AF limitation.

Terms for Letter Agreement with Metropolitan:

Staff has prepared terms for a letter agreement that would waive terms in the Coordinated Agreement to allow Metropolitan to borrow IRWD's SWP supplies in 2022. The letter agreement would also include provisions to close out the 2014 Exchange Agreement between IRWD and Metropolitan by issuing IRWD a credit for water already in Metropolitan's Southern California storage facilities. The proposed terms for a letter agreement between IRWD and Metropolitan are included as Exhibit "A".

*Metropolitan Borrowing of SWP Supplies:*

The proposed letter agreement would include the following one-time waivers of requirements or conditions in the Coordinated Agreement facilitating Metropolitan's borrowing of SWP water from IRWD:

- IRWD will waive the requirement that Metropolitan cannot reduce the amount stored in IRWD's Water Bank to less than 17,500 AF;
- In the same year, Metropolitan will issue a credit to IRWD for water stored in Southern California that is equal to the amount borrowed by Metropolitan; and
- In consideration of IRWD's drought relief assistance, Metropolitan will waive IRWD's reimbursement of the recovery costs incurred by Metropolitan for the borrowed water.

*Close Out 2014 Exchange Agreement:*

In 2014, IRWD and Metropolitan implemented the Exchange Agreement (referred to as the 2014 Exchange Agreement) whereby IRWD recovered 4,000 AF of its non-SWP water supplies which were delivered by Metropolitan to Arvin Edison Water Storage District inside Kern County. In exchange, Metropolitan is required to return an equal amount of water to either the IRWD Water Bank or to another location within 10 years. The return water has not yet been delivered to IRWD. The best way to close out the 2014 Exchange Agreement is to account for the return water as *Program Water* under the Coordinated Agreement and for Metropolitan to issue a credit to IRWD for 4,000 AF of water in Southern California. Accordingly, the proposed letter agreement will also incorporate terms for closing out the 2014 Exchange Agreement.

Under the 2014 Exchange Agreement, if Metropolitan returns the water to a location other than the IRWD Water Bank, IRWD is required to reimburse Metropolitan for the costs incurred by Metropolitan to extract and deliver the water to Arvin Edison. Since IRWD will receive a credit for 4,000 AF in Southern California, IRWD shall reimburse Metropolitan for the costs previously invoiced by IRWD in the amount of \$327,911.44. By taking this water as a credit in the Metropolitan storage system, IRWD will avoid additional banking losses and future recharge and recovery costs.

Benefits to IRWD:

Allowing Metropolitan to borrow IRWD's remaining SWP water and closing out of the 2014 Exchange Agreement will result in IRWD receiving a credit for 7,927 AF of water in Metropolitan's Southern California storage facilities. These credits will benefit IRWD by diversifying IRWD's storage programs and by allowing IRWD to avoid banking costs and banking losses in Kern County.

Staff recommends the Board authorize the General Manager to execute a letter agreement based on the proposed terms provided in Exhibit "A".

FISCAL IMPACTS:

IRWD will pay the current Metropolitan Tier 1 rate when IRWD calls on the 7,927 AF to be provided as a credit in Metropolitan's storage system in Southern California. Metropolitan will pay all recovery and delivery costs associated with its borrowing of the water. Pursuant to the 2014 Exchange Agreement, IRWD will reimburse Metropolitan for the \$327,911.44 in costs Metropolitan incurred when it recovered the water from the IRWD Water Bank.

ENVIRONMENTAL COMPLIANCE:

Final Environmental Impact Reports for the Strand Ranch and Stockdale Integrated Banking Project were prepared, certified, and approved in compliance with the California Environmental Quality Act (CEQA) of 1970 as amended, codified at California Public Resources Code Sections 21000 et. seq., and the State CEQA Guidelines in the Code of Regulations, Title 14, Division 6, Chapter 3. Rosedale-Rio Bravo Water Storage District, as lead agency, filed Notices of Determination for both the Strand Ranch and Stockdale Integrated Banking Projects with the County of Kern. IRWD, as a responsible agency, filed Notices of Determination with the County of Orange and with the County of Kern.

COMMITTEE STATUS:

This item was reviewed by the Supply Reliability Programs Committee on November 18, 2021.

RECOMMENDATION:

THAT THE BOARD AUTHORIZE THE GENERAL MANAGER TO EXECUTE A LETTER AGREEMENT, BASED ON THE PROPOSED TERMS, ALLOWING METROPOLITAN WATER DISTRICT TO BORROW 3,927 ACRE-FEET OF STATE WATER PROJECT WATER STORED IN THE IRWD WATER BANK AND CLOSING OUT THE 2014 EXCHANGE AGREEMENT BETWEEN IRWD AND METROPOLITAN.

LIST OF EXHIBITS:

Exhibit "A" – Draft Terms for Letter Agreement Between Irvine Ranch Water District and Metropolitan Water District of Southern California

Note: This page is intentionally left blank.

# Exhibit “A”

## DRAFT

### Terms for Letter Agreement Between Irvine Ranch Water District and Metropolitan Water District of Southern California (November 11, 2021)

The Irvine Ranch Water District (IRWD) and the Metropolitan Water District of Southern California (Metropolitan) wish to enter into a Letter Agreement which will provide certain waivers to requirements in the Coordinated Operating, Water Storage, Exchange and Delivery Agreement (Coordinated Agreement), among Metropolitan, Municipal Water District of Orange County (MWDOC) and IRWD, dated April 21, 2011. The Letter Agreement shall also include provisions for completing an exchange and closing out the “Agreement For Exchange of Water Between the Metropolitan Water District of Southern California and Irvine Ranch Water District” dated June 30, 2014 (2014 Exchange Agreement). Following are proposed terms for the Letter Agreement.

1. Metropolitan desires to secure additional State Water Project (SWP) supplies in 2022 to deliver to its member agencies that are only able to receive SWP water. In order to assist Metropolitan in acquiring additional SWP supplies in 2022, proposed waivers shall be made to contract requirements in the following sections in the Coordinated Agreement:

- a. Section 3.4 (c) Metropolitan Borrowing of Water.

IRWD agrees to waive the requirement and limitation that Metropolitan shall not borrow more than the lesser of 17,500 acre feet or one-third of the aggregate amount of water held in the Metropolitan Delivery Account and the limitation of not reducing IRWD’s water in storage to below 17,500 AF. IRWD agrees to allow Metropolitan to borrow up to 3,927 AF from its SWP stored supplies in 2022.

- b. Section 3.6 Reduction of Metropolitan Delivery Account Balance by Delivery of Program Water to Integrated Banking Project.


Metropolitan agrees to issue an immediate credit for an equal amount of Metropolitan’s borrowed water up to 3,927 AF in 2022. This credit shall not be reduced or replaced by Metropolitan delivering future SWP Table A water to the IRWD Water Bank.

- c. Section 6.1 (c) Recovery From Integrated Banking Project.

In consideration of IRWD’s support in providing needed drought relief assistance, Metropolitan agrees to waive IRWD’s reimbursement to Metropolitan for the applicable costs that will be incurred by Metropolitan in 2022 to recover up to 3,927 AF of borrowed water.

- d. Consistent with the Coordinated Agreement, the borrowing of the water would be second in priority to IRWD and its other exchange partners’ recovery requirements and subject to the actual physical limitations of the recovery facilities.

2. IRWD and Metropolitan implemented the 2014 Exchange Agreement whereby IRWD recovered and delivered 4,000 AF of its non-SWP water supplies, on behalf of Metropolitan, to Arvin Edison Water Storage District in Kern County to satisfy an obligation for Metropolitan. In exchange, within ten years, Metropolitan would return an equal amount of water to either the IRWD Water Bank or to another location. This return water has not yet been delivered to the IRWD.
  - a. IRWD and Metropolitan agree that Metropolitan shall issue a credit for this water to IRWD according to Section 3.5 of the Coordinated Agreement. This credit shall not be reduced or replaced by Metropolitan delivering future SWP water to the IRWD Water Bank.
  - b. Per the Exchange Agreement, if Metropolitan returns the water to a location other than the IRWD Water Bank, then IRWD shall reimburse Metropolitan for the costs incurred by Metropolitan to extract and deliver the water. Since IRWD will receive a credit for this water under the Coordinated Agreement, IRWD shall reimburse Metropolitan for the costs previously invoiced by IRWD in the amount of \$327,911.44.
  - c. Metropolitan shall notify IRWD of the issued credit for 4,000 AF of water under the Coordinated Agreement, which will effectively close out the 2014 Exchange Agreement.

November 22, 2021  
Prepared by: K. Welch  
Submitted by: F. Sanchez / P. Weghorst  
Approved by: Paul A. Cook 

## ACTION CALENDAR

### TERMS FOR SHORT-TERM AND LONG-TERM WATER BANKING PROGRAMS WITH SANTA CLARITA VALLEY WATER AGENCY

#### SUMMARY:

In October 2021, staff met with the Santa Clarita Valley Water Agency to discuss implementing a mutually beneficial Short-term Drought Relief and Transfer Program (Short-term Program) and a Long-term Unbalanced Exchange Program (Long-Term Program). The Short-Term Program would involve IRWD using its recovery capacity in the Strand and Stockdale Integrated Banking Projects (IRWD Water Bank) to provide drought relief to Santa Clarita by recovering Santa Clarita's banked State Water Project (SWP) water stored in a separate Rosedale-Rio Bravo Water Storage District program. This water would be provided in exchange for the future transfer of an equivalent amount of SWP water from Santa Clarita to IRWD. The proposed Long-term Program would allow Santa Clarita to deliver future SWP water into storage in the IRWD Water Bank on a 2-for-1 unbalanced exchange basis. Staff recommends the Board authorize the General Manager to execute a Short-term Drought Relief and Transfer Program Agreement and a Long-term Unbalanced Exchange Program Agreement between IRWD and Santa Clarita Valley Water Agency based on the terms presented below.

#### BACKGROUND:

Santa Clarita is an SWP Contractor that has SWP Table A supplies in excess of its demands and is a participant in a water banking program implemented in partnership with Rosedale (Rosedale Program). Santa Clarita has a water storage account in the Rosedale Program and has stored SWP water and other water supplies in the account to supplement Santa Clarita's water supplies during drought or shortage conditions.

In October 2021, staff met with Santa Clarita to discuss implementing a Short-term Program that could provide drought relief to Santa Clarita and a future water supply for the IRWD Water Bank. Also discussed was the potential for a Long-term Program that would allow Santa Clarita to deliver SWP water into storage at the IRWD Water Bank on a 2-for-1 basis. Staff has developed draft terms for a proposed Short- and Long-term Programs with Santa Clarita as described below.

#### Overview of Short-term Program:

Santa Clarita anticipates the need for the recovery and delivery of additional banked water from its Rosedale Program in 2022 and 2023. IRWD and Santa Clarita would implement a Short-term Program whereby IRWD would provide Santa Clarita drought relief by utilizing available recovery capacity within the IRWD Water Bank to recover up to 10,000 acre-feet (AF) of Santa Clarita's water that is banked in the Rosedale Program. When the final SWP allocation is 45% or greater, Santa Clarita would transfer an equal amount of its future SWP Table A water to a

SWP Contractor. The SWP Contractor would accept this water, on IRWD's behalf. IRWD would recover up to 5,000 AF in 2022 and up to 5,000 AF in 2023 for delivery to Santa Clarita.

At the Board meeting, staff will review the terms of the proposed Short-term Program, which are provided as Exhibit "A". Staff recommends the Board authorize the General Manager to execute a Short-term Program agreement with Santa Clarita based on the terms presented in this exhibit .

#### Overview of Long-term Program:

The proposed terms for the Long-term Program would allow Santa Clarita to deliver SWP water for recharge at the IRWD Water Bank on a 2-for-1 basis. Santa Clarita would be allowed to deliver water into storage multiple times between now and December 31, 2035. The total amount of storage dedicated to the Long-term Program would be 30,000 AF with 15,000 AF available for Santa Clarita. IRWD would return one-half of the water, less a proportional share of losses, to Santa Clarita by the end of the seventh full year after each associated recharge event. The other half of the water would be deemed transferred to IRWD through an SWP Contractor. Terms for the proposed Long-term Program are provided in Exhibit "B".

#### *Sufficient Capacities Exist:*

Sufficient storage capacity exists in the IRWD Water Bank to accommodate a 30,000 AF Long-term Program with Santa Clarita. The Long-term Program recovery and recharge capacity needs would be accommodated by utilizing unused capacities currently dedicated to the long-term exchange programs with Antelope Valley-East Kern Water Agency and Buena Vista Water Storage District. Staff recommends the Board authorize the General Manager to execute a Long-term Program agreement with Santa Clarita based on the terms presented in Exhibit "B".

#### FISCAL IMPACTS:

Under the Short-term Program, Santa Clarita will pay all costs to recover water from the IRWD Water Bank. If the future transfer water is delivered to the IRWD Water Bank, then IRWD would pay the costs to recharge this water. Under the proposed Long-term Program, IRWD and Santa Clarita would each pay the recharge and recovery costs associated with each agency's share of water.

#### ENVIRONMENTAL COMPLIANCE:

Final Environmental Impact Reports for the Strand Ranch and Stockdale Integrated Banking Project were prepared, certified, and approved in compliance with the California Environmental Quality Act (CEQA) of 1970 as amended, codified at California Public Resources Code Sections 21000 et. seq., and the State CEQA Guidelines in the Code of Regulations, Title 14, Division 6, Chapter 3. Rosedale, as lead agency, filed Notices of Determination for both the Strand Ranch and Stockdale Integrated Banking Projects with the County of Kern. IRWD, as a responsible agency, filed Notices of Determination with the County of Orange and with the County of Kern.



COMMITTEE STATUS:

This item was reviewed by the Supply Reliability Programs Committee on November 18, 2021.

RECOMMENDATION:

THAT THE BOARD AUTHORIZE THE GENERAL MANAGER TO DEVELOP AND EXECUTE A SHORT-TERM DROUGHT RELIEF AND TRANSFER PROGRAM AGREEMENT AND A LONG-TERM UNBALANCED EXCHANGE PROGRAM AGREEMENT BETWEEN IRWD AND SANTA CLARITA VALLEY WATER AGENCY BASED ON THE TERMS PRESENTED.

LIST OF EXHIBITS:

- Exhibit "A" – Draft Terms for a Short-term Drought Relief and Transfer Program Between Irvine Ranch Water District and Santa Clarita Valley Water Agency
- Exhibit "B" – Draft Terms for a Long-term Unbalanced Exchange Program Between Irvine Ranch Water District and Santa Clarita Valley Water Agency

Note: This page is intentionally left blank.

# EXHIBIT “A”

DRAFT – Proposed Terms for a Short-Term Drought Relief and Transfer Program  
Between Irvine Ranch Water District and Santa Clarita Valley Water Agency  
November 11, 2021

<b>Parties</b>	The Irvine Ranch Water District (IRWD) and the Santa Clarita Valley Water Agency (SCVWA)
<b>Existing Water Banking Programs</b>	<p>The IRWD Water Bank, located in Kern County, is owned by IRWD and operated by Rosedale-Rio Bravo Water Storage District. IRWD holds first priority rights to the use of the recovery facilities within the IRWD Water Bank.</p> <p>SCVWA is a participant in a water banking program developed by Rosedale (the Rosedale Program) where SCVWA has stored State Water Project (SWP) water.</p>
<b>Purpose</b>	IRWD and SCVWA to implement a Short Term Recovery and Transfer Program (Short-Term Program) through which IRWD provides SCVWA with drought relief assistance by utilizing available recovery capacity within the IRWD Water Bank to recover a portion of SCVWA SWP water banked in the Rosedale Program. In exchange for providing this drought relief, SCVWA would transfer an equal amount of its future SWP Table A water to Metropolitan or another SWP Contractor willing on IRWD’s behalf, when the final SWP allocation is 45% or greater.
<b>Term</b>	The term of the Program would be through December 31, 2026.
<b>Quantity</b>	Up to 5,000 acre-feet (AF) of SCVWA’s SWP water stored in the Rosedale Program would be recovered in 2022 and up to 5,000 AF would be recovered in 2023.
<b>Recovered Water</b>	Recovered Water shall be the water that IRWD recovers for SCVWA from the Rosedale Program utilizing capacity within the IRWD Water Bank. IRWD shall make every effort to have recovery capacity available for SCVWA to recover up to 5,000 AF in 2022 and up to 5,000 AF in 2023 during the months of June, July, August and September of each year.
<b>Transfer Water</b>	Transfer Water shall be equal to the cumulative AF amounts recovered by SCVWA in 2022 and 2023 utilizing the IRWD Water Bank recovery capacity. Transfer Water shall be delivered to Metropolitan or another SWP Contractor on IRWD’s behalf, from SCVWA’s future approved SWP Table A water when the final SWP allocation is 45% or greater. All Transfer Water would be delivered no later than the end of 2026. Metropolitan or the SWP Contractor, at its discretion, may direct the Transfer Water to be delivered to either the IRWD Water Bank or to its service area. SCVWA shall cooperate with IRWD and Metropolitan or the SWP Contractor in scheduling the Transfer Water deliveries, which would be subject to available recharge capacity in the IRWD Water Bank. To the applicable, the delivery of Transfer Water would be subject to provisions of IRWD’s Coordinated Operating, Water Storage, Exchange and Delivery Agreement with Metropolitan and the MWDOC (Coordinated Agreement).
<b>Quality</b>	The quality of Recovered Water and Transfer Water will be limited as follows: if and to the extent that either party delivers water to and into the California Aqueduct, the quality of water shall meet the water quality standards established by DWR for pump-in to the California Aqueduct.

Proposed Terms for a Short-Term Drought Relief and Transfer Program  
 Between Irvine Ranch Water District and Santa Clarita Valley Water Agency  
 November 9, 2021

<b>Delivery Points</b>	The Recovered Water shall be extracted utilizing capacities in the IRWD Water Bank and conveyed to the Cross Valley Canal (CVC) and to the pump-in location at Reach 12E of the California Aqueduct. SCVWA shall coordinate with DWR for delivery of Recovered Water to the SCVWA requested point of delivery (SCVWA POD) in the California Aqueduct. SCVWA shall deliver Transfer Water from its future SWP Table A allocation to either the IRWD point of delivery (IRWD POD), which will be the IRWD Water Bank turnouts on the CVC, or as directed by Metropolitan or the SWP Contractor.
<b>Losses</b>	SCVWA assumes the banking losses of the Recovered Water. The Transfer Water shall be equal to the amount of water recovered by SCVWA utilizing IRWD Water Bank recovery capacity, and IRWD will incur the banking losses if Metropolitan or the SWP Contractor decides to take delivery of the Transfer Water at the IRWD Water Bank. SCVWA and IRWD each may incur additional conveyance losses of 1% to 2% in the CVC for conveyance, as measured and assessed by Kern County Water Agency (KCWA).
<b>Recovered Water Costs</b>	SCVWA shall pay any costs assessed by Rosedale for the extraction of Recovered Water utilizing capacities within the IRWD Water Bank including costs associated with groundwater pumping, administrative costs, other associated O&M costs, applicable costs of CVC pumping and use of CVC capacity. SCVWA may be responsible for any costs assessed by Rosedale under its Long Term Operations Plan for implementing provisions to prevent impacts from operations. It is expected that banking projects, such as the IRWD Water Bank, may be required to contribute \$2.00 per AF for recovered water to a fund, which may be used to meet mitigation obligations.
<b>Transfer Water Costs</b>	<p>SCVWA shall pay all fixed SWP costs associated with making Transfer Water available for delivery to the IRWD POD or as directed by Metropolitan or the SWP Contractor. IRWD shall pay the costs assessed by Rosedale for the recharge of the Transfer Water consistent with that certain Water Banking and Exchange Program Agreement between Rosedale and IRWD dated January 13, 2009. These estimated costs may include Rosedale’s administrative charge, applicable fixed and variable O&amp;M water bank costs. IRWD shall be responsible for all recovery costs associated with its future use of the Transfer Water.</p> <p>An agreement is expected to be required among the DWR, Metropolitan or the SWP Contractor, SCVWA and KCWA for the delivery of Transfer Water to the IRWD Water Bank. IRWD and SCVWA shall share equally in the third party wheeling fee of \$5.00 per AF that may be assessed by KCWA.</p>
<b>SWP Variable OMP&amp;R Costs</b>	For delivery of Recovered Water to SCVWA, SCVWA will pay all DWR Variable OMP&R charges from Reach 12E to the SCVWA POD in the California Aqueduct. To the extent applicable, for delivery of Transfer Water, Metropolitan will pay all DWR Variable OMP&R charges in accordance with the Coordinated Agreement.
<b>Agency Coordination</b>	IRWD and SCVWA would cooperate with DWR, KCWA, and Metropolitan or the SWP Contractor in preparing all necessary agreements to facilitate the Program. IRWD and SCVWA shall each be responsible for their own costs associated with such coordination.
<b>Environmental Compliance</b>	Both parties shall comply with California Environmental Quality Act (CEQA) and cooperate with one another with respect to CEQA compliance that may be required by the DWR for the proposed Program. IRWD has already conducted environmental

Proposed Terms for a Short-Term Drought Relief and Transfer Program  
 Between Irvine Ranch Water District and Santa Clarita Valley Water Agency  
 November 9, 2021

	<p>review under CEQA for the Strand and Stockdale Integrated Banking Projects that takes into consideration the delivery, storage and recovery of SWP water. Rosedale certified and IRWD approved the CEQA documents for the Strand and Stockdale Integrated Banking Projects. Corresponding Notices of Determination were filed by both Rosedale and IRWD. Both IRWD and SCVWA shall each be responsible for any other environmental review or permitting necessary to implement the Program within their own respective service areas.</p>
<p><b>Water Rights</b></p>	<p>It is expressly agreed, understood, and acknowledged by IRWD and SCVWA that any recovery of water for SCVWA or the transfer of SWP Water to the IRWD Water Bank by SCVWA will not result in or be considered a sale or transfer of SCVWA's contractual rights to SWP water or a sale or transfer of IRWD's ownership in the IRWD Water Bank.</p>
<p><b>General Expenses</b></p>	<p>Each Party would be responsible for its own fees and expenses arising out of the negotiation and execution of the Program Agreement, obtaining necessary approvals, and the like.</p>

Note: This page is intentionally left blank.

# EXHIBIT “B”

DRAFT - Proposed Terms for a Long-Term Unbalanced Exchange Program  
Between Irvine Ranch Water District and Santa Clarita Valley Water Agency  
November 9, 2021

<b>Parties</b>	Irvine Ranch Water District (IRWD); and the Santa Clarita Valley Water Agency (SCVWA)
<b>Purpose</b>	IRWD and SCVWA would implement a Long-Term Unbalanced Exchange Program (Exchange Program) that would allow SCVWA to deliver State Water Project (SWP) water into storage at IRWD’s Strand and Stockdale Integrated Banking Projects (IRWD Water Bank) on a 2-for-1 basis. All recharge and recovery facilities at the IRWD Water Bank could be used to deliver water in and out of storage at the Water Bank.
<b>Term</b>	The Exchange Program would end on December 31, 2035.
<b>Storage Capacity</b>	Up to 30,000 AF of storage capacity in the IRWD Water Bank would be dedicated to the Exchange Program. The maximum account balance to be allocated for the storage of SCVWA’s share of the water stored in the IRWD Water Bank would be 15,000 AF. IRWD at its sole discretion could increase the total storage capacity allocated to the Exchange Program with a proportional increase in SCVWA’s maximum account balance. IRWD could also reduce the total storage capacity and maximum account balance allocated to SCVWA should SCVWA not exercise its ability to deliver water into storage at the IRWD Water Bank.
<b>Exchange Water</b>	SCVWA will supply SWP water to the IRWD Water Bank available to SCVWA through its SWP Contract with the Department of Water Resources (DWR). One-half of the Exchange Water delivered into storage would be deemed transferred to IRWD. Recharge capacity to accept the Exchange Water would be subject to scheduling and availability considering IRWD’s other exchange programs.
<b>Return Water</b>	<p>Water shall be returned, when requested by SCVWA, at an annual rate of no more than one-third of the maximum account balance allocated to SCVWA, after losses and not to exceed 5,000 AF per year, subject to scheduling and availability of wells considering IRWD’s other exchange programs and the need to recover water for itself. IRWD could allow SCVWA to recover more water in a year, should IRWD determine that the use of additional recovery capacity by SCVWA would not infringe on IRWD’s ability to recover water for itself and/or IRWD’s other partners.</p> <p>SCVWA’s share of the water recharged and stored may not remain in storage beyond the end of the seventh calendar year after the delivery of water into storage in the IRWD Water Bank. For example, if 10,000 AF of water (after losses) is delivered by SCVWA into storage in year 1, then SCVWA’s 5,000 AF share must be returned by the end of year 8. If another 10,000 AF of water (after losses) is delivered by SCVWA into storage in year 3, then SCVWA’s 5,000 AF share must be returned by the end of Year 10.</p>

Proposed Terms for a Long-Term Unbalanced Exchange Program  
 Between Irvine Ranch Water District and Santa Clarita Valley Water Agency  
 November 9, 2021


<b>Losses</b>	Water Banking losses shall be shared equally between IRWD and SCVWA (between 11 and 15%). SCVWA and IRWD each may incur additional conveyance losses of 1% to 2% in the Cross Valley Canal (CVC) for conveyance of each agencies share of the water, as measured and assessed by Kern County Water Agency.
<b>Recharge Costs</b>	IRWD and SCVWA would each be responsible for one-half of all costs assessed to IRWD by Rosedale-Rio Bravo Water Storage District (Rosedale) for recharging water at the Water Bank. These costs may include Rosedale’s administrative charge, charges assessed by the Kern County Water Agency (KCWA), Cross Valley Canal (CVC) Standby, applicable CVC pumping and O&M costs, and applicable fixed and variable O&M Water Bank costs.
<b>SWP Fixed and Variable Costs</b>	<p>IRWD and SCVWA would each be responsible for one-half of all SWP related variable costs incurred with making the Exchange Water available for recharge at the IRWD Water Bank.</p> <p>SCVWA shall pay all fixed SWP costs associated with making the water available for recharge, including water that will be allocated to IRWD.</p>
<b>Recovery Costs</b>	<p>IRWD and SCVWA would each be responsible for actual costs of recovery for each agency’s respective share of the water either through well pumping or by exchange. These costs may include Rosedale’s administrative charge, charges assessed by the KCWA, CVC Standby, O&amp;M, and applicable CVC pumping costs, and applicable fixed and variable O&amp;M Water Bank costs.</p> <p>SCVWA will pay all conveyance costs in the Aqueduct associated with the delivery of recovered water to SCVWA’s service area or other SCVWA delivery points.</p> <p>IRWD and SCVWA would each share any costs assessed by Rosedale under its Long Term Operations Plan for implementing provisions of the MOUs to prevent impacts from operations. It is expected that banking projects, such as the Water Bank, will be required to contribute \$2.00/AF for recovered water to a fund, which may be used to meet mitigation obligations.</p>
<b>Agency Coordination</b>	IRWD and SCVWA would cooperate with DWR and Metropolitan Water District of Southern California or another SWP Contractor willing to act on IRWD’s behalf in preparing all necessary agreements to facilitate the Exchange Program.
<b>Environmental Compliance</b>	Both parties shall comply with California Environmental Quality Act (CEQA) and cooperate with one another with respect to CEQA compliance that may be required by the DWR for the proposed Exchange Program. IRWD has conducted environmental review under CEQA for the Strand and Stockdale Integrated Banking Projects that takes into consideration the delivery, storage and recovery of SWP water. Rosedale certified and IRWD and approved the CEQA documents for the Strand and Stockdale Integrated Banking Projects. IRWD and SCVWA will share equally any additional costs associated with environmental review or permitting deemed necessary for delivering SCVWA water into storage. Both IRWD and SCVWA shall each be responsible for any other environmental review or permitting necessary to implement the Exchange Program within their own respective service areas.



Proposed Terms for a Long-Term Unbalanced Exchange Program  
Between Irvine Ranch Water District and Santa Clarita Valley Water Agency  
November 9, 2021

<b>General Expenses</b>	Each Party would be responsible for its own fees and expenses arising out of the negotiation and execution of the Exchange Program Agreement, obtaining necessary approvals and the like.
-------------------------	---

Note: This page is intentionally left blank.

November 22, 2022  
Prepared by: D. Pardee / C. Smithson  
Submitted by: C. Clary  
Approved by: Paul A. Cook 

**FISCAL YEARS 2021-22 AND 2022-23**  
**PROPOSED RATES AND COST OF SERVICE STUDY**

**SUMMARY:**

The approved Fiscal Year (FY) 2021-22 Operating Budget for IRWD is \$180.2 million, representing an increase of \$6.6 million, or 3.8%, compared to the Operating Budget for FY 2020-21. The proposed FY 2022-23 Operating Budget for IRWD is \$187.7 million, representing an increase of \$7.6 million, or 4.2%, compared to the proposed Operating Budget for FY 2021-22. These budgets were adopted by the IRWD Board of Directors on April 26, 2021.

Increases to the IRWD rates and charges for services are necessary to provide for cost of service equity. Due to the continued economic impact of COVID-19 to IRWD's customers, the District deferred a rate increase until after December 31, 2021; the most recent rate increase was in July 2019. Staff recommends a rate increase that equates to \$4.54 per month, or an 8.9% increase for a typical residential customer. Staff anticipates resuming the normal two-year rate review cycle consistent with the adoption of the two-year budget for FY 2023-24 and FY 2024-25. In addition, staff has developed Water Shortage Contingency Plan (WSCP) rates as a potential response action for each water shortage level in the WSCP.

Staff will present a draft PowerPoint presentation to review rates attached as Exhibit "A". Draft Proposition 218 notices are attached as Exhibit "B".

Staff recommends that the IRWD Board of Directors approve the Proposition 218 notices subject to non-substantive and legal changes in order to affect the new rates that will become effective upon adoption by the Board.

**BACKGROUND:**

**Tiered Rate Structure Cost Allocation:**

IRWD implemented an allocation-based rate structure in 1991, and established the over allocation use tiers to reflect the higher cost of providing service to those tiers. This approach resulted in a decrease of water consumption in excess of 10% and laid the groundwork for the efficient use of water by IRWD customers that is firmly established today. IRWD's rate structure aligns excessive water use with rates that are higher than the base rate to fund costs including: 1) water banking and recycled water conversions; 2) targeted conservation efforts focused on customers in the over allocation tiers; and 3) urban runoff treatment (i.e., the Natural Treatment System) – a byproduct of wasteful water usage. The rate structure is based on the cost of service to provide water to each tier and is detailed below.

IRWD's allocation-based rate structure and the District's rate-setting process utilizes approved legislation included in Chapter 3.4 (Sections 370 -374) of the California Water Code that

provides the ability to add costs for uses beyond the reasonable use basic allocation. The approved FY 2021-22 and FY 2022-23 Operating Budgets and recommended rate increases follow these guidelines. The District's rate-setting process provides for the determination of the nexus between the revenue generated from the proposed rates and the costs driving those rates, and between the rates and the estimated benefit from the additional associated costs.

Over-allocation revenue can fluctuate significantly from year to year, with weather conditions being a highly variable factor. During wet years, over-allocation revenue is reduced while dry years generates more as consumption increases. Consistent with the District's practice – as weather (and therefore, consumption) cannot be accurately predicted – this over-allocation fund is to be considered cyclical for use over a three-year to five-year period. The approved FY 2021-22 and FY 2022-23 Operating Budgets include prioritized programs and expenditures that will utilize the fund and provide a benefit to the District during years that are drier than normal.

#### Cost of Service Study:

Prior to commencing the rate-setting process for FY 2021-22 and FY 2022-23, IRWD engaged the consulting firm Raftelis Financial Consultants, Inc. to perform a Cost of Service Study (the 2020 COS Study). The purpose of the external review was: 1) to meet legal requirements; 2) to affirm or update IRWD's existing processes; and 3) to create an opportunity to consider alternatives that meet Board objectives.

Staff and Raftelis updated the rate model based on its findings and Finance and Personnel Committee recommendations from the 2020 COS Study. This model was used to develop the rate recommendations for FY 2021-22 and FY 2022-23. Staff completed additional analysis to provide rate recommendations that will provide cost equity over the period of March 1, 2022 through June 30, 2023 (16 months), the time period covering the recommended rate increases.

The 2021 Cost of Service includes the 2020 COS Study for FY 2020-21 along with two Technical Memoranda (by staff and legal counsel) and addenda to support the calculation of rates for FY 2021-22 and 2022-23 which are provided as "Exhibit C". The methodology used in the calculation of rates for FY 2021-22 and FY 2022-23 is consistent with the 2020 COS Study.

#### Standard Rates:

Generally, rates are adopted and implemented to cover operating costs for each fiscal year's adopted budget. Rate increases are driven by operational expenses, many of which are a direct result of higher pass-through expenses from outside agencies and are necessary to provide for cost of service equity. Rate increases for the full year FY 2021-22 were not implemented as the Board elected to defer rate increases part of the year due to continued customer hardships resulting from COVID-19. It is anticipated that the Board will adopt rate increases covering operating costs for both fiscal years (FY2021-22 and FY 2022-23) in January 2022. Rate increases would be reflected on customer bills beginning March 1, 2022 and would cover the period March 1, 2022 through June 30, 2023 (for a 16 month period). These will be referred to as "Standard Rates".

Proposed Standard Rates:

*Commodity Rates:*

The potable system has several different sources of water, and the tiered rates assume use of the lowest cost source first for each tier. The allocated costs associated with the potable tiers for FY 2022 through 2023 are as follows:

<b>FY 2022 through 2023 Potable Water</b>					
<b>Allocation of Acre Feet by Source of Supply</b>					
<b>Tiers</b>	<b>Low Volume</b>	<b>Base Rate</b>	<b>Inefficient</b>	<b>Wasteful</b>	<b>Total</b>
<b>Sales by Tier in AF</b>	38,499	56,870	5,741	4,677	105,788
<b>Sources of Water</b>					
Dyer Road Wellfield	(38,499)	(14,701)			(53,200)
Deep Aquifer Treatment System		(14,874)			(14,874)
Irvine Desalter Domestic		(7,218)			(7,218)
Wells 21 & 22 Desalter Treatment		(3,529)			(3,529)
Baker Treatment Facilities		(13,381)			(13,381)
Imported Water		(3,167)	(5,741)	(4,677)	(13,586)
<b>Net Allocation</b>	<b>0</b>	<b>0</b>	<b>0</b>	<b>0</b>	<b>0</b>

<b>Rates per ccf Based on Cost of Service</b>				
<b>Building Tiered Rates</b>	<b>Low Volume</b>	<b>Base Rate</b>	<b>Inefficient</b>	<b>Wasteful</b>
Lowest Cost Source of Water	\$1.53			
Melded Cost of Water		\$2.34		
Loaded Cost of Imported Water			\$3.29	\$3.29
District Wide Conservation		\$0.08	\$0.08	\$0.08
Water Banking				\$2.08
Targeted Conservation			\$1.16	\$4.92
Natural Treatment Systems (NTS)			\$0.62	\$4.27
<b>Total Cost per Tier</b>	<b>\$1.53</b>	<b>\$2.42</b>	<b>\$5.15</b>	<b>\$14.64</b>
<b>FY 2021 Rates by Tier</b>	<b>\$1.47</b>	<b>\$2.00</b>	<b>\$4.86</b>	<b>\$13.63</b>
<b>Change</b>	<b>\$0.06</b>	<b>\$0.42</b>	<b>\$0.29</b>	<b>\$1.01</b>

The recycled system has three sources of water, and the same approach is applied to establishing cost of service rates. The allocated costs associated with the recycled tiers for FY 2022 through 2023 are as follows:

<b>FY 2022 through 2023 Recycled Water</b>					
<b>Allocation of Acre Feet by Source of Supply</b>					
<b>Tiers</b>	<b>Low Volume</b>	<b>Base Rate</b>	<b>Inefficient</b>	<b>Wasteful</b>	<b>Total</b>
<b>Sales by Tier in AF</b>	27,868	27,758	2,717	1,832	60,175
<b>Sources of Water</b>					
Produced	(27,868)	(17,912)			(45,780)
Groundwater		(7,515)			(7,515)
Imported Water		(2,332)	(2,717)	(1,832)	(6,880)
<b>Net Allocation</b>	<b>0</b>	<b>0</b>	<b>0</b>	<b>0</b>	<b>0</b>
<b>Rates per ccf Based on Cost of Service</b>					
<b>Building Tiered Rates</b>	<b>Low Volume</b>	<b>Base Rate</b>	<b>Inefficient</b>	<b>Wasteful</b>	
Lowest Cost Source of Water	\$1.23				
Melded Cost of Water		\$2.08			
Loaded Cost of Imported Water			\$3.31	\$3.31	
District Wide Conservation		\$0.08	\$0.08	\$0.08	
Targeted Conservation				\$0.65	
Natural Treatment Systems (NTS)			\$0.64	\$3.16	
<b>Total Cost per Tier</b>	<b>\$1.23</b>	<b>\$2.16</b>	<b>\$4.03</b>	<b>\$7.20</b>	
<b>FY 2021 Rates by Tier</b>	<b>\$1.19</b>	<b>\$1.57</b>	<b>\$3.15</b>	<b>\$6.62</b>	
<b>Change</b>	<b>\$0.04</b>	<b>\$0.59</b>	<b>\$0.88</b>	<b>\$0.58</b>	

*Fixed Water Service Charge:*

Monthly fixed service charges for the treated water system are based on cost of service. The potable and recycled fixed water service charge is proposed to increase by \$0.40 per month to \$10.75 for a 5/8-inch meter. It includes a user rate contribution of \$2.78 per month for capital infrastructure enhancements and replacements.

*Sewer Service Charge:*

The sewer system rates are based on cost of service. The proposed increase for a typical residential customer based on the average use of 5 ccf or less per month for the lowest three months will increase by \$0.90 from \$19.55 to \$20.45 per month. It includes a user rate contribution of \$8.33 per month for capital infrastructure enhancements and replacements.

*Pumping Surcharges:*

IRWD's pumping surcharges were developed in detail through the Embedded Energy Study in FY 2015-16. This study provided a nexus between the surcharge and the cost associated with moving the water to higher elevations and was updated in 2019 and included new rate recommendations. The most recent pumping surcharge rate increase was in July 2019.

The proposed pumping surcharges include increases based on the rates that were deferred for FY 2020-21 along with the rising energy costs as identified in the FY 2021-22 and FY 2022-23 budgets. The proposed potable pumping surcharges by area range from \$0.33 to \$0.79/CCF. The proposed recycled water pumping surcharges by area range from \$.014 to \$0.47/CCF.

Water Shortage Contingency Plan (WSCP) Rates:

The IRWD Board of Directors adopted an updated Water Shortage Contingency Plan (WSCP) in June 2021. The WSCP includes a “toolbox” of potential strategies for responding to each level of water shortage. The Board approved maximum water shortage water budget adjustments associated with levels of shortage at the October 26, 2021 Board meeting. Using WSCP as a guide and following Proposition 218’s requirements, rates were developed for each shortage level. These will be referred to as “WSCP rates” and have only been developed for the potable system commodity rates. They have no impact on the monthly fixed service water or sewer charges or on the recycled system.

The proposed rates FY 2022 through 2023 at each level are as follows.

<i>Tiers</i>	<i>Current Rates</i>	<i>WSCP Levels</i>						
		<i>Proposed Rates</i>						
		<i>0</i>	<i>1</i>	<i>2</i>	<i>3</i>	<i>4</i>	<i>5</i>	<i>6</i>
		0%	1-10%	11-20%	21-30%	1-40%	41-50%	51% +
Low Volume	\$1.47	\$1.53	\$1.53	\$1.53	\$1.53	\$1.55	\$1.57	\$1.60
Base	\$2.00	\$2.42	\$2.43	\$2.46	\$2.50	\$2.53	\$2.57	\$2.62
Inefficient	\$4.86	\$5.15	\$5.45	\$5.86	\$6.34	\$6.91	\$7.40	\$7.71
Wasteful	\$13.63	\$14.64	\$15.77	\$17.11	\$18.74	\$19.90	\$21.21	\$21.86

If the Board of Directors elect to implement any of these WSCP rates, the proposed commodity rates are expected to provide cost of service equity for the budgeted Board-approved operating variable costs and additional costs incurred as a direct result of a water shortage declaration at the associated stage level. Implementation of WSCP rates would require additional Board action.

Proposed Schedule for Rates Adoption:

- December 6, 2021     Mail Proposition 218 Notices to ratepayers / customers
- January 17, 2022     Tabulate responses
- January 24, 2022     Board Meeting – Public Hearing to review Proposition 218 responses and adopt IRWD’s Rates and Charges for FY 2021-22 and FY 2022-23

FISCAL IMPACTS:

For standard rates, the proposed commodity rates are expected to cover budgeted Board-approved operating variable costs. Proposed fixed water and sewer service charges will cover operating fixed costs. The proposed rate increases will result in contributions to the Enhancement and Replacement Fund totaling approximately \$67.0 million. The conservation fund is expected to generate and use approximately \$29.5 million over the same two fiscal years.

WSCP rates will only be implemented in the event of a water shortage declaration and upon approval by the Board of Directors. Rates that are not implemented have no fiscal impact.

ENVIRONMENTAL COMPLIANCE:

This item is not a project as defined in the California Environmental Quality Act Code of Regulations, Title 14, Chapter 3, Section 15378.

COMMITTEE STATUS:

The Finance and Personnel Committee reviewed the budget, assumptions and rates on March 2, 2021, March 24, 2021, April 6, 2021, October 14, 2021, and November 2, 2021.

RECOMMENDATION:

THAT THE BOARD APPROVE THE DRAFT PROPOSITION 218 NOTICES SUBJECT TO NON-SUBSTANTIVE MODIFICATIONS.

LIST OF EXHIBITS:

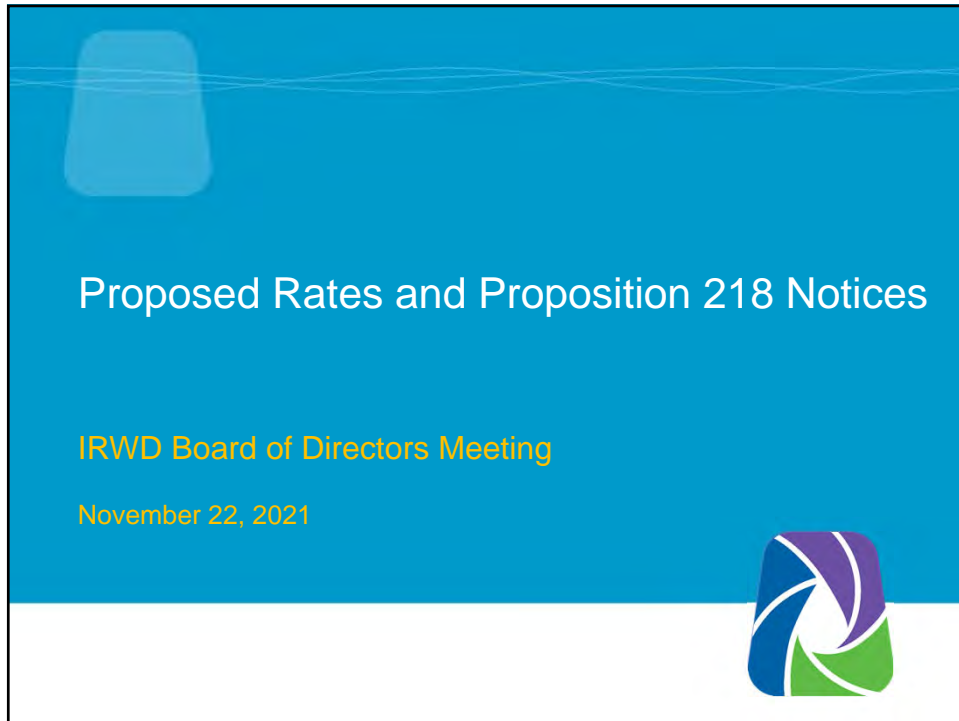
Exhibit "A" – Draft PowerPoint Presentation

Exhibit "B" – Draft Proposition 218 Notices

Exhibit "C" – Draft 2021 Cost of Service Study




# Exhibit "A"



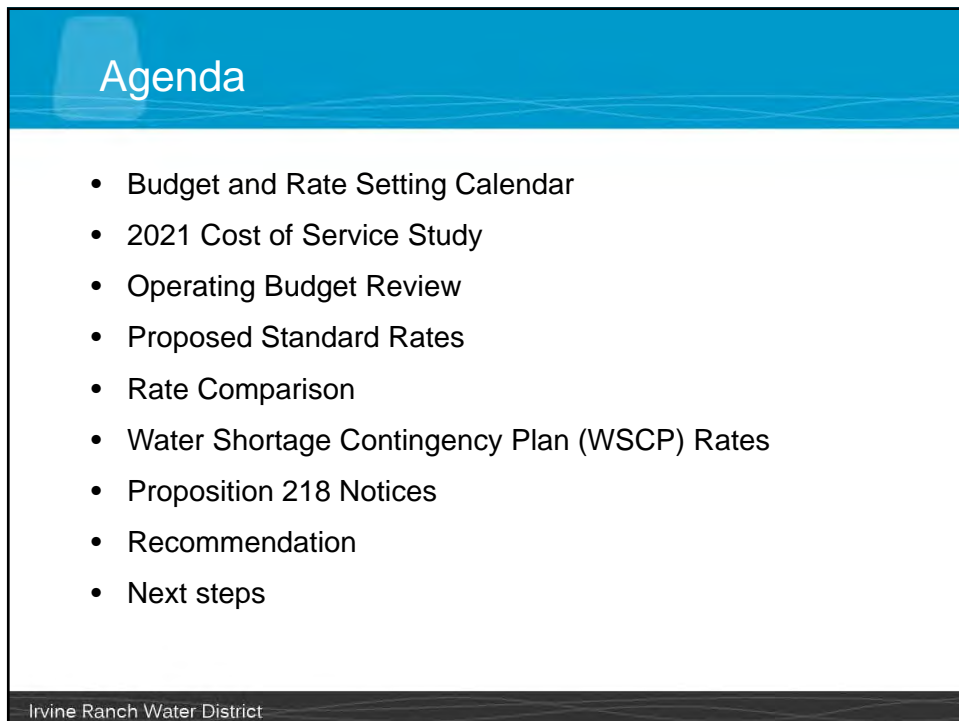
Proposed Rates and Proposition 218 Notices

IRWD Board of Directors Meeting

November 22, 2021



1



## Agenda

- Budget and Rate Setting Calendar
- 2021 Cost of Service Study
- Operating Budget Review
- Proposed Standard Rates
- Rate Comparison
- Water Shortage Contingency Plan (WSCP) Rates
- Proposition 218 Notices
- Recommendation
- Next steps

Irvine Ranch Water District

2

## FY 2022 through 2023 Proposed Rate Increase

### Budget & Rate Setting Calendar:

- ~~03/02/21 F & P Preliminary Budget Review~~
- ~~03/24/21 F & P Operating Budget Review for FY 2021-22 & FY 2022-23~~
- ~~04/06/21 F & P Additional Review of Operating Budgets~~
- ~~04/12/21 Board Operating Budget Review~~
- ~~04/26/21 Board Operating Budget Approval~~
- ~~10/14/21 F & P Rate Review~~
- ~~11/02/21 F & P Rate Review~~
- 11/22/21 Board: Proposed Rates, 2021 Cost of Service Study, Prop 218 Notices**
- 12/06/21 Prop 218 Notices Mailed
- 01/17/22 Results of Prop 218 Notices are Generated
- 01/24/22 Board – Public Hearing on Proposed Rates and Charges
- 01/24/22 Board – Adopt Rates and Charges
- 02/01/22 New Rates Effective with Customer Bills Beginning March 1, 2022

Irvine Ranch Water District

3

## 2021 Cost of Service Study



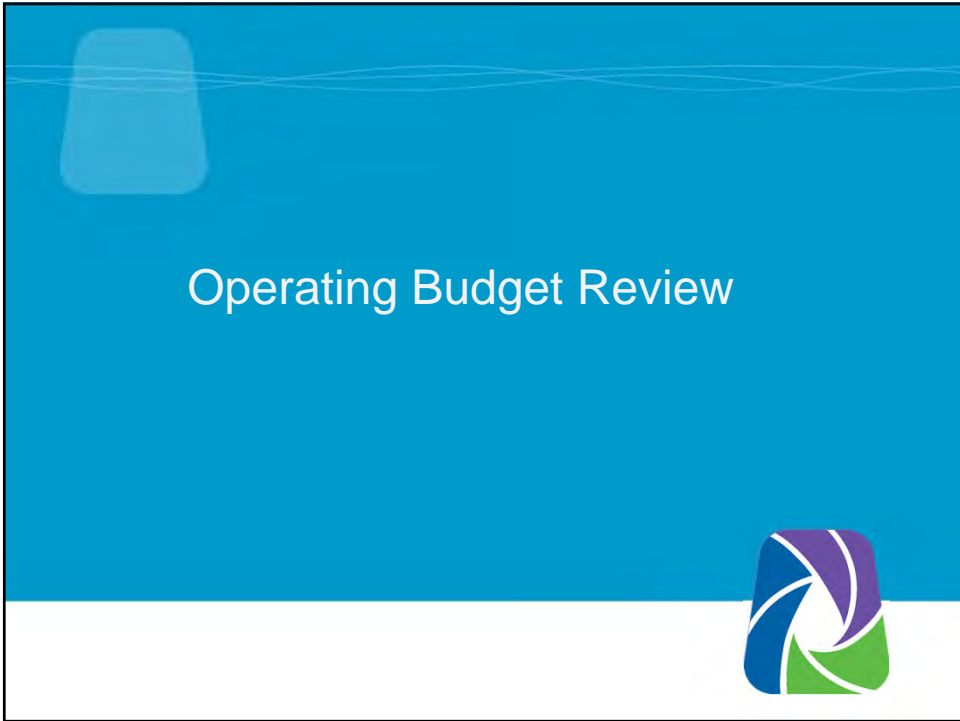
4

## Cost of Service Study

- ✓ Raftelis Cost of Service Study
  - ✓ Exhibit A - Technical Memorandum re: Legal Basis for Fire Water in Service Charge
  - ✓ Exhibit B - Technical Memorandum re: Determination of Costs of Fire Water
  - ✓ Appendix 1: Summary of Appendices to 2020 COS Study
  - ✓ Appendix 2: Rate Development for FY 2021-22
  - ✓ Appendix 3: Rate Development for FY 2022-23
  - ✓ Appendix 4: Rate Development for 16-month Period from February 2022 to June 2023
  - ✓ Appendix 5: Costs for Public Fire Water for FY 2021-22
  - ✓ Appendix 6: Costs for Public Fire Water for FY 2022-23
  - ✓ Appendix 7: Rate Development for Water Shortage Contingency Plan
  - ✓ Appendix 8: Rate Development for Surcharge

## 2021 Cost of Service Study

No.	Key Policy Discussions
1	Tier Breakpoints
2	Conservation Spending
3	Capital Replacement Funding
4	Meter Charges for Residential Customers
5	Pension & OPEB Costs
	Cost Allocations
6	Private Firelines
7	Sewer Service Charges



7

**Operating Budgets FY 2021-22 & FY 2022-23**

**Key Drivers Comparison**

(millions)	Budget		
	FY 20-21	FY 21-22	FY 22-23
Salaries and Benefits	\$ 64.5	\$ 69.1	\$ 72.2
Purchased Water	44.7	42.3	45.5
Repairs and Maintenance	17.1	18.7	19.1
Electricity	18.5	19.7	20.4
Other Expenses	28.8	30.4	30.5
<b>Total Operating Budget</b>	<b>\$ 173.6</b>	<b>\$ 180.2</b>	<b>\$ 187.7</b>

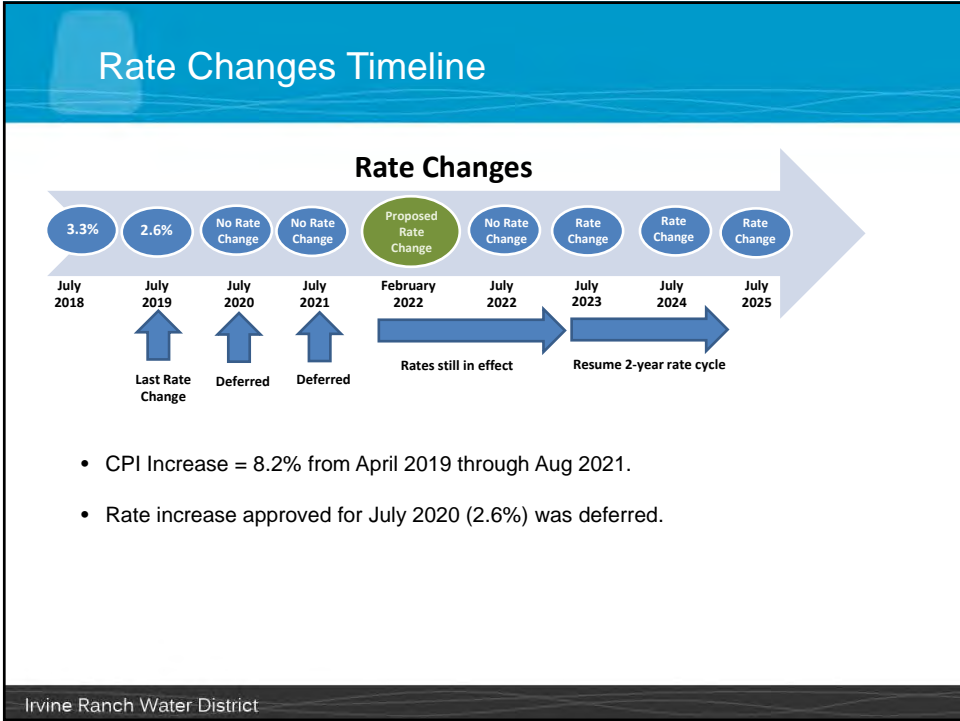
Irvine Ranch Water District 8

8

# Proposed Standard Rates



9



10

## FY 2022 through 2023 Proposed Rate Increase

### Potable Water Rates

FY 2022 through 2023 Potable Water					
Allocation of Acre Feet by Source of Supply					
Tiers	Low Volume	Base Rate	Inefficient	Wasteful	Total
<b>Sales by Tier in AF</b>	38,499	56,870	5,741	4,677	105,788
<b>Sources of Water</b>					
Dyer Road Wellfield	(38,499)	(14,701)			(53,200)
Deep Aquifer Treatment System		(14,874)			(14,874)
Irvine Desalter Domestic		(7,218)			(7,218)
Wells 21 & 22 Desalter Treatment		(3,529)			(3,529)
Baker Treatment Facilities		(13,381)			(13,381)
Imported Water		(3,167)	(5,741)	(4,677)	(13,586)
<b>Net Allocation</b>	<b>0</b>	<b>0</b>	<b>0</b>	<b>0</b>	<b>0</b>

Irvine Ranch Water District

11

## FY 2022 through 2023 Proposed Rate Increase

### Potable Water Rates

Rates per ccf Based on Cost of Service				
Building Tiered Rates	Low Volume	Base Rate	Inefficient	Wasteful
Lowest Cost Source of Water	\$1.53			
Melded Cost of Water		\$2.34		
Loaded Cost of Imported Water			\$3.29	\$3.29
District Wide Conservation		\$0.08	\$0.08	\$0.08
Water Banking				\$2.08
Targeted Conservation			\$1.16	\$4.92
Natural Treatment Systems (NTS)			\$0.62	\$4.27
<b>Total Cost per Tier</b>	<b>\$1.53</b>	<b>\$2.42</b>	<b>\$5.15</b>	<b>\$14.64</b>
<b>FY 2021 Rates by Tier</b>	<b>\$1.47</b>	<b>\$2.00</b>	<b>\$4.86</b>	<b>\$13.63</b>
<b>Change</b>	<b>\$0.06</b>	<b>\$0.42</b>	<b>\$0.29</b>	<b>\$1.01</b>

Irvine Ranch Water District

12

## FY 2022 through 2023 Proposed Rate Increase

### Recycled Water Rates

FY 2022 through 2023 Recycled Water					
Allocation of Acre Feet by Source of Supply					
Tiers	Low Volume	Base Rate	Inefficient	Wasteful	Total
<b>Sales by Tier in AF</b>	27,868	27,758	2,717	1,832	60,175
<b>Sources of Water</b>					
Produced	(27,868)	(17,912)			(45,780)
Groundwater		(7,515)			(7,515)
Imported Water		(2,332)	(2,717)	(1,832)	(6,880)
<b>Net Allocation</b>	<b>0</b>	<b>0</b>	<b>0</b>	<b>0</b>	<b>0</b>

Irvine Ranch Water District

13

## FY 2022 through 2023 Proposed Rate Increase

### Recycled Water Rates

Rates per ccf Based on Cost of Service				
Building Tiered Rates	Low Volume	Base Rate	Inefficient	Wasteful
Lowest Cost Source of Water	\$1.23			
Melded Cost of Water		\$2.08		
Loaded Cost of Imported Water			\$3.31	\$3.31
District Wide Conservation		\$0.08	\$0.08	\$0.08
Targeted Conservation				\$0.65
Natural Treatment Systems (NTS)			\$0.64	\$3.16
<b>Total Cost per Tier</b>	\$1.23	\$2.16	\$4.03	\$7.20
<b>FY 2021 Rates by Tier</b>	\$1.19	\$1.57	\$3.15	\$6.62
<b>Change</b>	\$0.04	\$0.59	\$0.88	\$0.58

Irvine Ranch Water District

14

## Proposed Rates – FY 2021-22 and FY 2022-23

### Typical Residential Customer

	Current Rate (FY 2019-20)	Beginning after Feb. 1, 2022	Rate Change	% Change
<b>Water</b>				
Service Charge *	\$10.35	\$10.75	\$0.40	
Commodity Charge **	<u>21.35</u>	<u>24.59</u>	<u>3.24</u>	
<b>Total Water Charge</b>	\$31.70	\$35.34	\$3.64	
<b>Sewer</b>				
Service Charge *	<u>\$19.55</u>	<u>\$20.45</u>	<u>\$0.90</u>	
<b>Total Typical Residential Monthly Bill</b>	<b>\$51.25</b>	<b>\$55.79</b>	<b>\$4.54</b>	<b>8.9%</b>

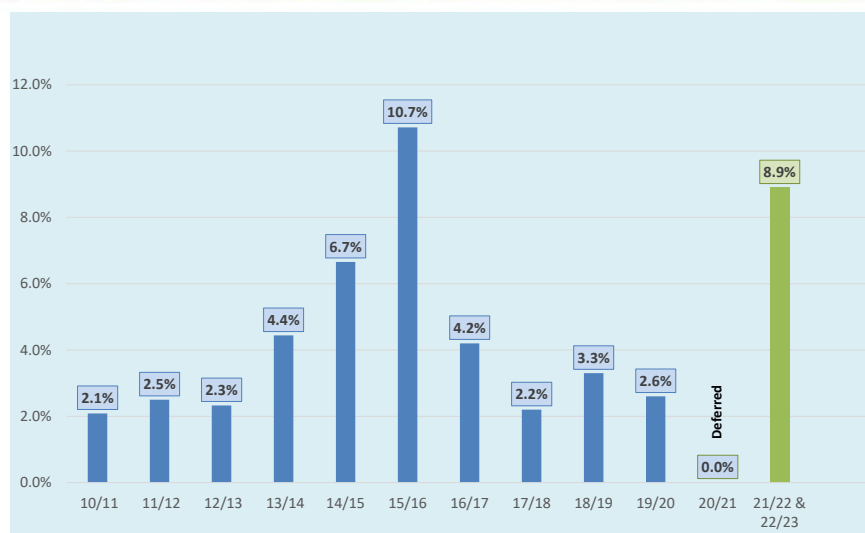
\* Treated water service charge assumes a 5/8" x 3/4" meter. Both the water and sewer service charges include components for enhancement and replacement capital.

\*\* Commodity charges for a typical residential customer are based on 12 ccf (District average).

Current Rates: Low Volume \$1.47 Base \$2.00  
Proposed Alternatives: Low Volume \$1.53 Base \$2.42

15

## IRWD Average Yearly Rate Increase History



16



## FY 2022 through FY 2023 Proposed Rates

### Proposed Pumping Rates, per CCF

#### Potable

Pumping Area	Current Rate	Proposed Rate	Difference (\$)
Area 1	<b>\$0.25</b>	\$0.33	\$0.08
Area 2	<b>\$0.38</b>	\$0.46	\$0.08
Area 3	<b>\$0.68</b>	\$0.79	\$0.11

#### Recycled

Pumping Area	Current Rate	Proposed Rate	Difference (\$)
Area 1	<b>\$0.13</b>	\$0.14	\$0.01
Area 2	<b>\$0.23</b>	\$0.25	\$0.02
Area 3	<b>\$0.43</b>	\$0.47	\$0.04

Irvine Ranch Water District

17

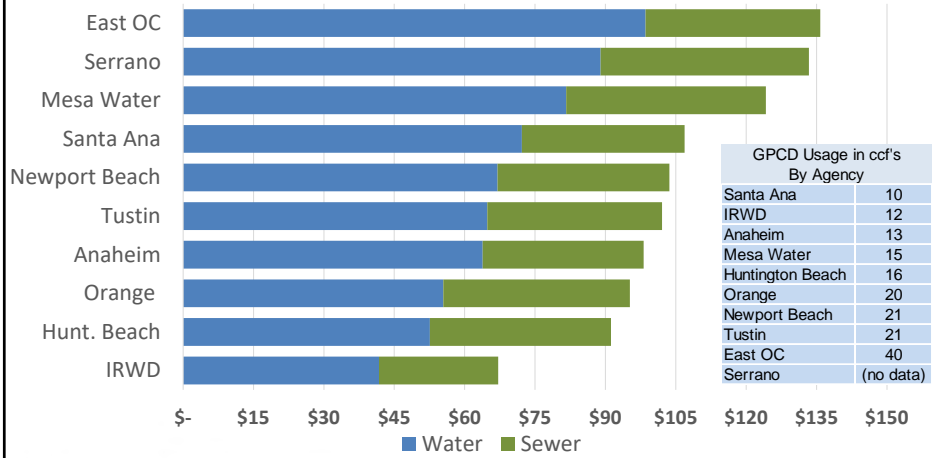
## Rate Comparison



18

## Rate Comparison

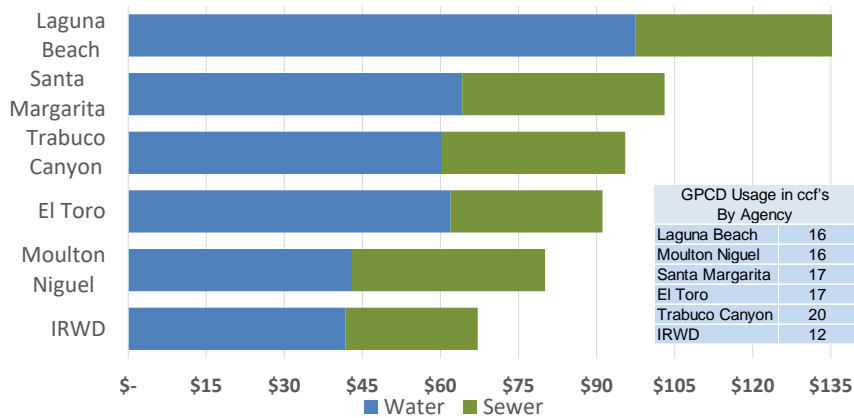
Monthly Water & Sewer Bill Based on 15 CCF of Usage and Groundwater Availability



19

## Rate Comparison

Monthly Water & Sewer Bill Based on 15 CCF Usage and Imported Water



20

## Water Shortage Contingency Plan Rates



21

### WSCP Rate Assumptions

- Primary premise is a water shortage (not a drought)
- Applied reductions proportionally to:
  - Sales: less water for efficient and reasonable use in each tier
  - Sources: reductions applied to all sources excluding Baker WTP
- 16-month application
- Increased conservation efforts and compliance
- Board actions include the noticing of rates and can include any or all of the following:
  - Announcing the move to a WSCP level
  - Choosing to implement the WSCP rates
  - Choosing to implement rates that are less than noticed

Irvine Ranch Water District

22

### Maximum Water Budget Adjustments for Each Level of Water Shortage

WSCP Level	Target Reduction at Mid-Point of the Level	Prohibitions on Wasteful Use in Effect	Messaging and Outreach	Outdoor Potable Landscape Water Budgets Includes Residential, Dedicated Irrigation and CII Outdoor	Indoor Gallons Per Capita	Commercial, Industrial and Institutional (CII) Percent Indoor Reduction
None	0	✓	Water Efficiency Programs and Outreach	40% Drought Tolerant Plants	50	
LEVEL 1 0-10 %	5% 2,500 AF	✓	Expanded Messaging and Targeted Outreach	40% Drought Tolerant Plants	50	
LEVEL 2 11-20 %	15% 7,700 AF	✓	Expanded Messaging and Outreach	No Turf 100% Drought Tolerant Plants	50	
LEVEL 3 21-30 %	25% 12,800 AF	✓	Expanded Messaging and Outreach	No Turf Tree Health Impacted 75% Native Plants 25% Drought Tolerant	40	
LEVEL 4 31-40 %	35% 18,000 AF	✓	Expanded Messaging and Outreach	No Turf Tree Health Impacted 100% Native Plants Only	32.5	10%
LEVEL 5 41-50 %	45% 23,000 AF	✓	Expanded Messaging and Outreach	No landscape	30	20%
LEVEL 6 51% +	55% 28,200 AF	✓	Expanded Messaging and Outreach	No landscape	Basic Needs Only 20	30%

Irvine Ranch Water District

23

### Increased Costs - WSCP Rates

**FY 2021-22 through 2022-23**

LEVEL	0	1	2	3	4	5	6
<b>Increased Conservation/Over-allocation Expense (In Thousands)</b>							
FY 2021-22	\$0	\$1,170	\$3,022	\$3,778	\$7,556	\$7,556	\$7,556
FY 2022-23	\$0	\$1,884	\$3,768	\$7,556	\$7,556	\$7,556	\$7,556
<b>Compliance Efforts</b>							
FY 2021-22	\$0	\$0	\$0	\$0	\$0	\$1,500	\$3,000
FY 2022-23	\$0	\$0	\$0	\$0	\$0	\$2,400	\$3,000
<b>Total</b>	\$0	\$3,054	\$6,790	\$11,334	\$15,112	\$19,012	\$21,112

Irvine Ranch Water District

24

## WSCP Rates

FY 2021-22 through 2022-23

LEVEL	0	1	2	3	4	5	6
Low Volume	<b>\$1.53</b>	\$1.53	\$1.53	\$1.53	\$1.55	\$1.57	\$1.60
Base	<b>\$2.42</b>	\$2.43	\$2.46	\$2.50	\$2.53	\$2.57	\$2.62
Inefficient	<b>\$5.15</b>	\$5.45	\$5.86	\$6.34	\$6.91	\$7.40	\$7.71
Wasteful	<b>\$14.64</b>	\$15.77	\$17.11	\$18.74	\$19.90	\$21.21	\$21.86

Irvine Ranch Water District

25

## Proposition 218 Notices



26

## Proposition 218 Notices

### Notice Overview

- Components
  - Water budget and basic rate components
  - Proposed variable rates include rate builds
  - Pumping surcharges for higher elevations
  - Proposed monthly fixed charges
  - WSCP Rates
- Four separate notices
- Each notices is six pages

## Proposition 218 Structure

### Requirements

- Automatic pass-through adjustments
- Potential Surcharge – State Water Resources Control Board
- Public Hearing date and location:  
January 24, 2022 in the IRWD Board Room

## Recommendation and Next Steps



29

## Recommendations and Next Steps

### **Recommended Board Actions:**

1. Approve the Proposition 218 Notices

### **Next Steps:**

1. Mail Proposition 218 Notices ( approx. December 6)
2. Independent auditors to receive and tabulate responses over 45-day period
3. January 24, 2022: Adopt proposed Rates & Charges beginning after February 1, 2022
4. First bills with application of new rates will occur in March 2022

30

Note: This page is intentionally left blank.





# Irvine Ranch Water District Notice of Proposed Water and Sewer Rate Change

Irvine Ranch Water District (IRWD) is a public agency that provides water and sewer service. Our rates are based on the actual cost to provide water and sewer service to our customers and are based on the expenses included in IRWD's budget. The basis for the proposed rates is detailed in the Cost of Service Study, which is available at [IRWD.com/services/proposed-rates](http://IRWD.com/services/proposed-rates). The IRWD Board of Directors adopted a two-year budget on April 26, 2021. **The proposed rates, if adopted, will be effective January 24, 2022, and implemented beginning February 1, 2022. As proposed, they are expected to increase the average residential bill by 8.9%.** The increase is due primarily to uncontrollable pass-through cost increases from regional agencies that supply water, regional sewage, or energy services to IRWD, as well as increases in costs associated with continuing to provide the current high level of water and sewer service our customers expect. See below for how the rates are calculated.

A critical IRWD objective is to keep costs, and therefore rates, as low as possible for our customers. Even with the proposed increase, when compared with other agencies providing similar services in Orange County, IRWD's rates are consistently among the lowest.

## First rate increase since July 2019

Rates have not been increased in 2½ years. In recognition of financial challenges facing customers during the first 20 months of the COVID-19 pandemic, the IRWD Board of Directors suspended a previously approved rate increase that was to become effective on July 1, 2020, and deferred a rate increase for costs associated with the new two-year budget approved in April 2021.

## Understanding basic components of your residential water bill

Your water bill has two basic components: variable water usage charges and service charges.

- **Variable water usage charges:** Variable costs — for water you use both inside and outdoor your home each month. These charges are based on the cost of local and imported water and other costs of providing service that vary based on usage.
- **Service charges:** Fixed costs — to recover the fixed expenses of operating and maintaining IRWD's infrastructure. There are separate service charges for water and sewer service. These monthly fixed costs fluctuate depending on the number of days in a billing cycle.

For customers who live at higher elevations, a pumping surcharge is added to the variable water usage charge to cover pumping costs to serve higher elevations.

## Variable water usage charge

Each residence is assigned a monthly water usage budget. How much you pay for each 100 cubic feet (CCF) of water depends on whether you stay within your water budget. IRWD allocates its lowest-cost water for usage within the monthly water budget. Higher-cost water is used to meet demands of customers who use water above their budgets. For example, groundwater from local wells is the least expensive, while imported water from out of state or Northern California costs the most.

Rates are broken into four tiers. Each tier is assigned a rate based on the actual cost of serving customers within each tier. Cost of service includes both the cost of water based on the source of water and other variable costs as detailed below. The Low Volume and Base rate tiers are for water used within each customer's budget, which is sourced primarily from lower-cost groundwater and reduces the need to import expensive water. The majority of imported water costs are allocated to the Inefficient and Wasteful tiers. Expenses for districtwide water-efficiency programs (districtwide conservation programs) that educate customers on ways to conserve water are not included in the Low Volume rate since customers who remain in this tier do not need this assistance, but those expenses are included in the higher tiers. Additional costs associated with targeted conservation programs, urban runoff treatment, and water banking are paid only by customers with usage in the Inefficient and Wasteful tiers because their higher usage: (i) requires individualized conservation assistance, (ii) leads to urban runoff that requires costly treatment, and (iii) requires greater water reserves through water banking to provide reliable water supplies during a drought or other water shortage. Costs are allocated among those two tiers based on their share of costs to run these programs. IRWD would not need these programs if all customers remained within their individual water budgets.

Proposed variable water rates per CCF\* beginning February 2022

Service	Low Volume tier	Base tier	Inefficient tier	Wasteful tier
Total water source cost	\$1.53	\$2.34	\$3.29	\$3.29
Districtwide conservation programs		\$0.08	\$0.08	\$0.08
Conservation programs targeted to over-budget customers, urban runoff costs and water banking costs			\$1.78	\$11.27
Total cost per CCF per tier proposed beginning February 2022	\$1.53	\$2.42	\$5.15	\$14.64



# Irvine Ranch Water District Notice of Proposed Water and Sewer Rate Change

RESIDENTIAL

Current rates	\$1.47	\$2.00	\$4.86	\$13.63
Change	\$0.06	\$0.42	\$0.29	\$1.01

\* 1 CCF = 748 gallons

## Why did the cost of water service increase?

The main reasons for the change include uncontrollable cost increases to IRWD attributed to:

- Pass-through charges (5.7% increase) from Orange County Water District (OCWD) for pumping local groundwater, which is still the lowest-cost water.
- Pass-through charges from Metropolitan Water District of Southern California (MWD) for imported water purchased through the regional wholesaler, the Municipal Water District of Orange County (MWDOC) (4.6% increase).
- Pass-through charges from Southern California Edison (SCE) for electricity used in IRWD service operations (10% increase).
- Increases in costs associated with continuing to provide the current high level of water service our customers expect, including costs associated with repairs and maintenance related to maintaining the existing infrastructure (11.8% increase).

In recognition of financial challenges facing customers during the first 20 months of the COVID-19 pandemic, the IRWD Board of Directors suspended a previously approved rate increase that was to become effective on July 1, 2020, and deferred a rate increase for costs associated with the adoption of the new two-year budget in April 2021. IRWD is now increasing rates based on its current cost of providing water service.

## Summary of proposed residential variable water rates beginning February 2022

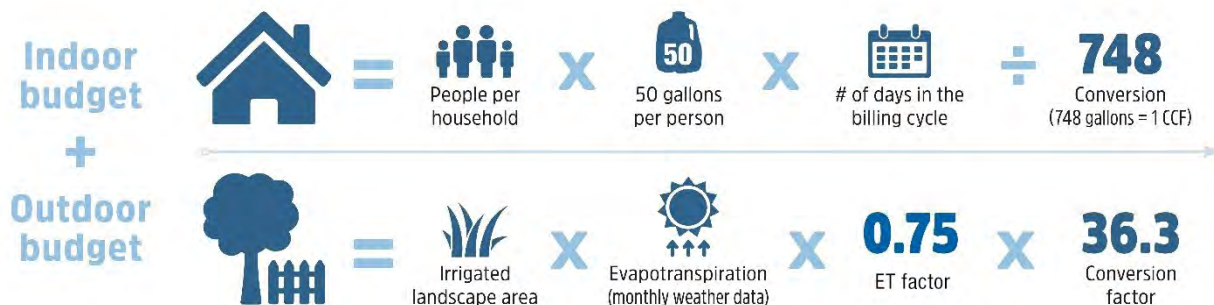
Tier	Percentage use of monthly water budget for residential customers	Current rates per CCF	Proposed rates per CCF beginning Feb. 1, 2022
Low Volume	0-40%	\$1.47	\$1.53
Base Rate	41-100%	\$2.00	\$2.42
Inefficient	101-140%	\$4.86	\$5.15
Wasteful	141%+	\$13.63	\$14.64

## How your water budget is calculated

Your monthly household water usage budget is the sum of your **indoor + outdoor water budgets**. Together they represent an efficient volume of water to meet your individualized water needs.

- **Indoor water budget:** 50 gallons per person per day (divided by 748, to convert gallons to CCF). For single-family homes, we assume a default of four people per household. For condominiums, we assume three people per household, and for apartments we assume two people per unit. If your household is larger, you may apply for a variance to increase your water budget.
- **Outdoor water budget:** is calculated for your property using actual data from local weather stations. We multiply your irrigated landscape area (in acres) x evapotranspiration x 0.75 ET factor x 36.3 conversion factor to convert acre inches of water to CCF.

- ✓ **CCF** is the basic measurement of water use. One CCF equals 100 cubic feet of water — about 748 gallons.
- ✓ **Evapotranspiration or ET** is a measure of actual daily plant water loss.
- ✓ **ET factor** accounts for the fact that at least 40% of your landscape should be drought-tolerant and provides 20% additional water to account for inefficiency in your irrigation system.





# Irvine Ranch Water District Notice of Proposed Water and Sewer Rate Change

RESIDENTIAL

## Monthly water budgets and rate calculator available on IRWD.com

For more information about the rate tiers, the types of usage that determine the monthly water budget, how the monthly water budget is calculated, and to use the IRWD budget-based-rate calculator, please visit the IRWD website at [IRWD.com/services/proposed-rates](http://IRWD.com/services/proposed-rates). The calculator shows how staying within your monthly water budget or exceeding it will affect your monthly bill.

## Pumping surcharges

A pumping surcharge will be added to the variable water usage charge for customers who reside at higher elevations and cause IRWD to incur additional pumping costs to supply their water. The surcharge is based on the actual prevailing energy costs and varies depending upon the elevation of the area served. If you live in an area affected by a pumping surcharge, the charge is itemized on your monthly bill. Please visit the IRWD website at [IRWD.com/services/proposed-rates](http://IRWD.com/services/proposed-rates) to see charges by area.

Proposed changes to pumping surcharges		
Component	Current rates (rates vary by pumping surcharge area)	Proposed rates beginning Feb. 1, 2022 (rates vary by pumping surcharge area)
Pumping surcharges by area	\$0.25 to \$0.68/CCF	\$0.33 to \$0.79/CCF

## Fixed water and sewer service charges

In addition to the water usage charges that you control based on the amount of water you use, your bill contains fixed charges for water service and sewer service. Fixed water service charges are based on the size of your water meter providing water flow to your property. These charges are assessed whether or not you use water that month and may increase or decrease based on the number of days in the billing period. Monthly service charges are fixed charges that cover IRWD's cost of operations, maintenance, and infrastructure, and do not change based on the amount of a customer's monthly water or sewer use. Monthly service charges are based on a 30-day calendar month, so billing cycles that are longer or shorter than 30 days are billed based on the proportional number of days. The fixed charge includes an amount set aside for the future inevitable repair and replacement of infrastructure such as pipes, pumping stations, and treatment facilities. This way, IRWD can avoid significant one-time rate spikes when the repairs and replacements are made. These charges are not used to pay for facilities that extend service to new development.

## Water fixed service charges

The fixed monthly water service charges for the average residential customer are used to pay for operations and maintenance costs, including inevitable infrastructure enhancements and replacements. The charge is based on the size of your meter.

Proposed water service fixed monthly charges for system operation and maintenance		
Residential meter size homes, condos, apartments	Current meter rates	Proposed rates beginning Feb. 1, 2022
5/8" x 3/4" Disc	\$10.35	\$10.75
3/4" Disc	\$15.65	\$16.15
1" Disc	\$26.05	\$26.90
1 1/2" Disc	\$52.00	\$64.50
2" Disc	\$83.20	\$86.00
2" Turbo	\$109.25	\$134.40
3" Turbo	\$249.65	\$349.40
4" Turbo	\$520.10	\$671.90
6" Turbo	\$1,040.25	\$1,343.75
8" Turbo	\$1,820.40	\$2,526.25
6" Turbo Omni F-2	\$1,454.75	\$1,075.00
8" Turbo Omni F-2	\$1,820.40	\$2,526.25
Residential master meter (shared) apartments and condominiums 5/8" x 3/4" meter	\$10.35	\$10.75

The current amount for your meter size appears on your bill. Customers who remain in the Low Volume tier for most of the year will have a larger percentage of their bill made up of the fixed charge. Customers who remain in the Low Volume tier for nine out of 12 months of the prior calendar year will receive a \$2.00 credit per month, which will be itemized on each bill. New customers do not receive this credit unless they have been with the District for a full calendar year.



# Irvine Ranch Water District Notice of Proposed Water and Sewer Rate Change

## Sewer fixed service charges

Fixed monthly sewer service charges are used to pay for operations and maintenance costs associated with providing sewer service, including inevitable sewer infrastructure enhancements and replacements of infrastructure such as pipes, pumping stations, and treatment facilities. Each customer's use of IRWD sewer service derives from the customer's use of potable water from IRWD, so each customer is billed in one of three tiers, based on the customer's three months with the lowest potable water usage from the prior calendar year. Until IRWD has a new customer's full calendar year of usage history, the customer is billed at the middle tier rate.

Proposed changes to sewer service fixed monthly charges for system operation and maintenance		
Usage	Current monthly rates	Proposed rates beginning Feb. 1, 2022
Average water usage exceeds 10 CCFs per month	\$26.10	\$29.75
Average water usage falls between 5 and 10 CCFs	\$23.50	\$25.50
Average water usage falls below 5 CCFs	\$19.55	\$20.45

## Private fireline service charges

Private firelines provide water to sprinkler systems for fire suppression within private improvements such as buildings and other structures. Water is supplied for private fire service through pipes and appurtenances on private property. These include all water-based fire protection systems, such as fire protection sprinklers and private fire hydrants that are not part of, but are connected to, the public water service. Costs are billed to the customers owning the private fire protection systems and are based upon the size of the fireline.

Proposed changes to monthly fireline service charges		
Private fireline size	Current monthly rates	Proposed rates beginning Feb. 1, 2022
1"	\$13.60	\$6.20
2"	\$27.20	\$8.45
3"	\$40.80	\$13.55
4"	\$54.40	\$22.45
6"	\$81.60	\$54.15
8"	\$108.80	\$108.90
10"	\$136.00	\$191.05
11"	\$149.90	\$245.15
12"	\$163.20	\$306.70

## Other Charges

IRWD also charges for setting up new accounts for a property already connected to IRWD's service system and for reconnecting water service after it has been shut off.

Proposed changes to fees to set up a service account and reconnect service after a shut-off		
Component	Current rates	Proposed rates beginning Feb. 1, 2022
One-time setup fee for new accounts	\$25.00	\$25.00
Shut-off reconnection fees	\$70.00 - \$95.00	\$50.00 - \$95.00

## Automatic pass-through adjustments and other surcharges

IRWD used its best available information to calculate proposed increases in the cost of imported water IRWD purchases from MWD through MWDOC, the replenishment charges paid to OCWD for pumping groundwater, and the cost for regional treatment of sewage paid to the Orange County Sanitation District (OCSAN). IRWD has no control over the charges set by regional agencies (MWD, MWDOC, OCWD, OCSAN), SCE, etc.) or penalties, taxes and fees assessed by the state and must pass those costs through to IRWD customers. Should any of the regional agencies or the State of California adopt an additional increase (or decrease) in its charges, taxes, or fees ("pass-through amount"), IRWD may automatically recalculate its rates to include the pass-through amount. If this occurs, the automatic IRWD rate adjustment will not require a public hearing or any additional action by the IRWD Board of Directors. At least 30 days before the effective date of the adjustment, IRWD will provide its customers with notice of the expected adjustment(s), which will generally be calculated as the total projected cost increase divided by the projected annual water consumption or annual total sewage flow as appropriate. This calculation will vary as necessary to reflect IRWD's



different service areas and service classes.

If the State Water Resources Control Board (State Board) imposes fines on IRWD because of a violation of a State Board regulation adopted to prevent the waste, unreasonable use, or unreasonable method of use of water or to promote water conservation, to the extent such violations are due to consumption of water in excess of customers' water usage budgets, IRWD may levy a surcharge on the volume of water used of up to \$1.57 per hundred cubic feet. If IRWD is fined by the State Board, at least 30 days before implementing a surcharge, IRWD will provide its customers with notice of the surcharge amount(s), which will generally be calculated as the total projected fine divided by the total water use in the Inefficient and Wasteful tiers.

### Water Shortage Contingency Plan (WSCP)

IRWD is required by the California Water Code Section 10632 to prepare and adopt a Water Shortage Contingency Plan (WSCP) as part of its Urban Water Management Plan. The WSCP, adopted by IRWD on June 28, 2021, includes requirements to implement locally appropriate water shortage response actions for six standard water shortage levels. The following are the rates proposed as a potential response action for each water shortage level. These rates are based on the actual cost to provide service to our customers in times of water shortage. For a detailed explanation, please refer to the District's WSCP at [bit.ly/wscp-2021](http://bit.ly/wscp-2021). An overview of the supply shortage response actions considered for each level of water shortage can be found on Page 33, Table 3-3 of the WSCP. Achieving the WSCP reductions for each level will require a broad approach. The table below includes the target potable water use reduction for each level, the minimum water budget provided at each level, and the steps necessary to meet the water shortage at each level.

Minimum potable water budgets at each level of water shortage

Water Shortage Contingency Plan level	Target reduction (Midpoint of the level)	Messaging and outreach	Outdoor potable water landscape plant assumption (Includes residential, dedicated irrigation, non-agricultural and CII outdoor)	ET factor	Indoor gallons per capita	2022 & 2023 projected water shortage (Assuming five consecutive years of drought)
Normal/ non-shortage water budget	0	Water efficiency programs and outreach	40% drought-tolerant plants	.75	50	No water shortage; 100% reliable
Level 1 0-10%	5% 2,500 AF	Expanded messaging and targeted outreach	40% drought-tolerant plants	.75	50	No water shortage; 100% reliable
Level 2 11-20%	15% 7,700 AF	Expanded messaging and targeted outreach	No turf; 100% drought-tolerant plants	.625	50	No water shortage; 100% reliable
Level 3 21-30%	25% 12,800 AF	Expanded messaging and targeted outreach	No turf; tree health affected; 75% native plants; 25% drought-tolerant plants	.35	40	No water shortage; 100% reliable
Level 4 31-40%	35% 18,000 AF	Expanded messaging and targeted outreach	No turf; tree health affected; 100% native plants only	.25	32.5	No water shortage; 100% reliable



## Irvine Ranch Water District Notice of Proposed Water and Sewer Rate Change

Level 5 41-50%	45% 23,000 AF	Expanded messaging and targeted outreach	No landscape	0	30	No water shortage; 100% reliable
Level 6 51%+	55% 28,200 AF	Expanded messaging and targeted outreach	No landscape	0	Basic needs only; 20	No water shortage; 100% reliable

### How a water shortage could affect rates

If IRWD experiences a water shortage, IRWD may be required to implement water shortage response actions that would include possible water rate increases, due to changes in costs to provide customers with water during a shortage. The water rates at each water shortage level are shown in the following table. The IRWD Board of Directors will consider adopting these rates concurrently with the water and sewer rates discussed above. The water shortage contingency rates would only be charged to customers depending on the level and duration of the water shortage as defined in the WSCP, and only when conditions declared by IRWD's Board are met. Customers will receive communication of when these conditions have been met and when the water shortage contingency rates are being charged.

### Proposed water shortage contingency rates per CCF beginning February 2022

Rate tiers	Level 1: up to 10% water shortage	Level 2: 11% to 20% water shortage	Level 3: 21% to 30% water shortage	Level 4: 31% to 40% water shortage	Level 5: 41% to 50% water shortage	Level 6: greater than 50% water shortage
Low Volume	\$1.53	\$1.53	\$1.53	\$1.55	\$1.57	\$1.60
Base Rate	\$2.43	\$2.46	\$2.50	\$2.53	\$2.57	\$2.62
Inefficient	\$5.45	\$5.86	\$6.34	\$6.91	\$7.40	\$7.71
Wasteful	\$15.77	\$17.11	\$18.74	\$19.90	\$21.21	\$21.86

For more information regarding how the monthly water budget is calculated for each of these rates, and to use a WSCP budget-based-rate calculator, visit [IRWD.com/wscp-rates](http://IRWD.com/wscp-rates).

### Public hearing

Any customer or property owner within the IRWD service area may file a written protest for the proposed rate increases with IRWD by sending a letter to IRWD, P.O. Box 5149, Irvine, CA 92616. A valid protest letter must include your name, the address at which you receive service from IRWD, a statement of protest, and your original signature. Protest letters received by Jan. 24, 2022, will be tabulated and presented to the Board of Directors at a public hearing regarding the rate increase to be held on Jan. 24, 2022, at 5 p.m. in the IRWD Board Room, 15600 Sand Canyon Ave., Irvine, California. Any customer or property owner may appear at the hearing to make comments regarding the proposed rates. Protest letters may be delivered in person and must be received prior to the conclusion of the Jan. 24 public hearing.

Pursuant to Government Code Section 53759, there is a 120-day statute of limitations for any judicial action or proceeding challenging any new, increased, or extended water and sewer fee or charge.

### Additional information

For more information about IRWD's water efficiency programs and rebates, plus tips on how you can use water more efficiently, visit [IRWD.com](http://IRWD.com). If you have questions, please contact IRWD Customer Service at 949-453-5300.



# Irvine Ranch Water District Notice of Proposed Water and Sewer Rate Change

Irvine Ranch Water District (IRWD) is a public agency that provides water and sewer service. Our rates are based on the actual cost to provide water and sewer service to our customers and are based on the expenses included in IRWD's budget. The basis for the proposed rates is detailed in the Cost of Service Study, which is available at [IRWD.com/services/proposed-rates](http://IRWD.com/services/proposed-rates). The IRWD Board of Directors adopted a two-year budget on April 26, 2021. **The proposed rates, if adopted, will be effective January 24, 2022, and implemented beginning February 1, 2022.** The increase is due primarily to uncontrollable pass-through cost increases from regional agencies that supply water, regional sewer, or energy services to IRWD, as well as increases in costs associated with continuing to provide the current high level of water and sewer service our customers expect. See below for how the rates are calculated.

A critical IRWD objective is to keep costs, and therefore rates, as low as possible for our customers. Even with the proposed increase, when compared with other agencies providing similar services in Orange County, IRWD's rates are consistently among the lowest.

### First rate increase since July 2019

Rates have not been increased in 2½ years. In recognition of financial challenges facing customers during the first 20 months of the COVID-19 pandemic, the IRWD Board of Directors suspended a previously approved rate increase that was to become effective on July 1, 2020, and deferred a rate increase for costs associated with the new two-year budget approved in April 2021.

### Understanding basic components of your water bill

Your water bill has two basic components: variable water usage charges and service charges.

- **Variable water usage charges:** Variable costs — for the amount of water you use inside and outside each month. These charges are based on the cost of local and imported water and other costs of providing service that vary based on usage.
- **Service charges:** Fixed costs — to recover the fixed expenses of operating and maintaining IRWD's infrastructure. These monthly fixed costs fluctuate depending on the number of days in a billing cycle.

For customers who are located at higher elevations, a pumping surcharge is added to the variable water usage charge to cover pumping costs to serve higher elevations.

### Variable water usage charge

To encourage wise water use, each customer is assigned a monthly water usage budget. How much you pay for each 100 cubic feet (CCF) of water depends on whether you stay within your water budget. IRWD allocates its lowest-cost water for usage within the monthly water budget. Higher-cost water is used to meet demands of customers who use water above their budgets. For example, groundwater from local wells is the least expensive, while imported water from out of state or Northern California costs the most.

Rates are broken into two tiers. Each tier is assigned a rate based on the actual cost of serving customers within each tier. Cost of service includes both the cost of water based on the source of water and other variable costs as detailed below. The Base rate tier is for water used within each commercial, industrial, public authority or non-residential mixed use customer's (CII) budget, which is sourced primarily from lower-cost groundwater and supplemented with imported water. The majority of imported water costs are allocated to the Wasteful tier. Expenses for districtwide water-efficiency programs (districtwide conservation programs) that educate customers on ways to conserve water are included in both tiers to educate and assist customers with conservation. Additional costs associated with targeted conservation programs, urban runoff treatment, and water banking are paid only by customers with usage in the Wasteful tier because their higher usage: (i) requires individualized conservation assistance, (ii) leads to urban runoff that requires costly treatment, and (iii) requires greater water reserves through water banking to provide reliable water supplies during a drought or other water shortage. Costs are allocated to the Wasteful tier based on their share of costs to run these programs. IRWD would not need these programs if all customers remained within their individual water budgets.

Proposed potable variable water rates per CCF\* beginning February 2022

Service	Base tier	Wasteful tier
Total water source cost	\$2.34	\$3.29
Districtwide conservation programs	\$0.08	\$0.08
Conservation programs targeted to over-budget customers, urban runoff costs and water banking costs		\$11.27
Total cost per CCF per tier proposed beginning February 2022	\$2.42	\$14.64



# Irvine Ranch Water District Notice of Proposed Water and Sewer Rate Change

COMMERCIAL / INDUSTRIAL / PUBLIC AUTHORITY / NON-RESIDENTIAL MIXED USE

Current rates	\$2.00	\$13.63
Change	\$0.42	\$1.01

\* 1 CCF = 748 gallons

### Why did the cost of water service increase?

The main reasons for the change include uncontrollable cost increases to IRWD attributed to:

- Pass-through charges (5.7% increase) from Orange County Water District (OCWD) for pumping local groundwater, which is still the lowest-cost water.
- Pass-through charges from Metropolitan Water District of Southern California (MWD) for imported water purchased through the regional wholesaler, the Municipal Water District of Orange County (MWDOC) (4.6% increase).
- Pass-through charges from Southern California Edison (SCE) for electricity used in IRWD service operations (10% increase).
- Increases in costs associated with continuing to provide the current high level of water service our customers expect, including costs associated with repairs and maintenance related to maintaining the existing infrastructure (11.8% increase).

In recognition of financial challenges facing customers during the first 20 months of the COVID-19 pandemic, the IRWD Board of Directors suspended a previously approved rate increase that was to become effective on July 1, 2020, and deferred a rate increase for costs associated with the new two-year budget approved in April 2021. IRWD is now increasing rates that are based on its current cost of providing water service.

### How your water budget is calculated

Your monthly water usage budget represents an efficient volume of water to meet your specific water use needs and uses. IRWD establishes an individualized water budget for each CII customer based on an analysis of the indoor and outdoor water use needs. This may include an on-site assessment. Usage up to 100% of the water budget is billed at the Base rate. Usage above a customer's water budget is billed at a higher Wasteful rate because IRWD must use more expensive water to meet Wasteful demands. For more information on the Base and Wasteful CII rates, please visit the IRWD website at [IRWD.com/services/proposed-rates](http://IRWD.com/services/proposed-rates). If you would like additional information regarding the monthly water budget for your property, please contact Customer Service at 949-453-5300.

### Variable water charges

IRWD is proposing a variable water (commodity) charge increase as shown in the chart below. The Base rate tier is for customers that stay within their monthly water budget. The Wasteful tier is for customers that exceed their monthly water budget.

Summary of proposed potable commercial commodity rates beginning February 2022			
Tier	Percentage of monthly water budget	Current rates per CCF	Proposed rates per CCF beginning Feb. 1, 2022
Base Rate	0-100%	\$2.00	\$2.42
Wasteful	101+	\$13.63	\$14.64

Summary of proposed recycled water commercial commodity rates beginning February 2022			
Tier	Percentage of monthly water budget	Current rates per CCF	Proposed rates per CCF beginning Feb. 1, 2022
Base Rate	0-100%	\$1.19	\$1.23
Wasteful	101+	\$6.62	\$7.20

Temporary (construction) commodity rates beginning February 2022		
Component	Current rates per CCF	Proposed rates per CCF beginning Feb. 1, 2022
Potable	\$3.45	\$2.88
Recycled	\$1.75	\$1.40





Irvine Ranch Water District  
Notice of Proposed Water and Sewer Rate Change

COMMERCIAL / INDUSTRIAL / PUBLIC AUTHORITY / NON-RESIDENTIAL MIXED USE

Untreated water commercial commodity rate beginning February 2022

Current rate per CCF	Proposed rates per CCF beginning Feb. 1, 2022
\$1.70	\$1.82

**Pumping surcharges**

A pumping surcharge will be added to the variable water usage charge for those customers who are located at higher elevations and cause IRWD to incur additional pumping costs to supply their water. The surcharge is based on the actual prevailing energy costs and varies depending upon the elevation of the area served. If your property is in an area affected by a pumping surcharge, the charge is itemized on your monthly bill. Please visit the IRWD website at <https://www.irwd.com/services/proposed-rates> to see charges by zone.

Proposed changes to pumping surcharge

Component	Current rates (rates vary by pumping surcharge area)	Proposed rates beginning Feb. 1, 2022 (rates vary by pumping surcharge area)
Potable	\$0.25 to \$0.68/CCF	\$0.33 to \$0.79/CCF
Recycled	\$0.13 to \$0.43/CCF	\$0.14 to \$0.47/CCF

**Water and sewer fixed service charges**

In addition to the water usage charges that you control based on the amount of water you use, your bill contains fixed charges for water service and sewer service. Fixed water service charges are based on the size of your water meter providing water flow to your property. These charges are assessed whether or not you use water that month and may increase or decrease based on the number of days in the billing period. Monthly service charges are fixed charges which cover IRWD's cost of operations, maintenance and infrastructure and do not change based on the amount of a customer's monthly water or sewer use. Monthly service charges are based on a 30-day calendar month so billing cycles which are longer or shorter than 30 days are billed based on the proportional number of days. The fixed charge includes an amount set aside for the future inevitable repair and replacement of infrastructure such as pipes, pumping stations and treatment facilities. This way, IRWD can avoid significant one-time rate spikes when the repairs and replacements are made. These charges are not used to pay for facilities that extend service to new development.

**Water fixed service charges**

The fixed monthly water service charges for CII customers are used to pay for operations and maintenance costs, including inevitable infrastructure enhancements and replacements. The charge is based on the size of your meter.

Proposed water service fixed monthly charges for system operation and maintenance

Meter size	Current meter rates	Proposed rates beginning Feb. 1, 2022
5/8" by 3/4" Disc	\$10.35	\$10.75
3/4" Disc	\$15.65	\$16.15
1" Disc	\$26.05	\$26.90
1 1/2" Disc	\$52.00	\$64.50
2" Disc	\$83.20	\$86.00
2" Turbo	\$109.25	\$134.40
3" Turbo	\$249.65	\$349.40
4" Turbo	\$520.10	\$671.90
6" Turbo	\$1,040.25	\$1,343.75
8" Turbo	\$1,820.40	\$2,526.25
10" Turbo	\$2,184.45	\$3,762.50
6" Magnetic Meter	\$1,454.75	\$1,503.40
8" Magnetic Meter	\$2,587.00	\$2,673.55
6" Propeller	\$702.15	\$483.75
8" Propeller	\$936.20	\$645.00
10" Propeller	\$1,248.25	\$860.00
12" or 14" Propeller	\$1,755.40	\$1,182.50
16", 18", or 20" Propeller	\$1,755.40	\$2,042.50
4" Omni F2	\$520.10	\$537.50
6" Omni F2	\$1,454.75	\$1,075.00
8" Omni F2	\$2,587.00	\$2,526.25



# Irvine Ranch Water District Notice of Proposed Water and Sewer Rate Change

1 1/2" Single Jet	\$52.00	\$53.75
2" Single Jet	\$83.20	\$86.00
6" Single Jet	\$520.10	\$537.50

The current amount for your meter size appears on your bill. Potable customers who remain in the Low Volume tier for most of the year will have a larger percentage of their bill made up of the fixed charge. Customers who remain in the Low Volume tier for nine out of 12 months of the prior calendar year will receive a \$2.00 credit per month, which will be itemized on each bill. New customers do not receive this credit unless they have been with the District for a full calendar year.

### Sewer fixed service charges

The proposed fixed monthly sewer service charges are used to pay for operations and maintenance costs, including inevitable infrastructure enhancements and replacements of infrastructure such as pipes, pumping stations, and treatment facilities. Each customer's use of IRWD sewer service derives from the customer's use of potable water from IRWD. Additional fixed monthly charges for the operation and maintenance of the system are based on 90% of the volume of water used and treated in excess of 10 CCF per month because IRWD assumes that is the portion sent to IRWD's sewer system. The proposed fixed and variable monthly charges are presented below.

Proposed changes to sewer service fixed monthly charges for system operation and maintenance		
Monthly usage	Current monthly rates	Proposed rates beginning Feb. 1, 2022
Average water usage <= 10 CCF per month	\$26.10	\$29.75
Quantity service charge (beyond 10 CCF)	\$2.78/CCF	\$2.19/CCF
Industrial waste service charge (if applicable)	\$0.136/CCF	\$0.107/CCF
OCSAN special purpose permit discharge rate (if applicable)	Up to \$1,545.35 per million gallons	Up to \$1,545.35 per million gallons

Proposed changes for areas receiving collection service or treatment service only		
Monthly usage	Current monthly rates	Proposed rates beginning Feb. 1, 2022
Collection service charge	\$8.50	\$9.25
Treatment service charge	\$15.00	\$16.25

### Private fireline service charges

Private firelines provide water to sprinkler systems for fire suppression within private improvements such as buildings and other structures. Water is supplied for private fire service through pipes and appurtenances on private property. These include all water-based fire protection systems, such as fire protection sprinklers and private fire hydrants that are not part of, but are connected to, the public water service. Costs are billed to the customers owning the private fire protection systems and are based upon the size of the fireline.

Proposed changes to monthly fireline service charges		
Private fireline size	Current monthly rates	Proposed rates beginning Feb. 1, 2022
1"	\$13.60	\$6.20
2"	\$27.20	\$8.45
3"	\$40.80	\$13.55
4"	\$54.40	\$22.45
6"	\$81.60	\$54.15
8"	\$108.80	\$108.90
10"	\$136.00	\$191.05
11"	\$149.90	\$245.15
12"	\$163.20	\$306.70



# Irvine Ranch Water District Notice of Proposed Water and Sewer Rate Change

COMMERCIAL / INDUSTRIAL / PUBLIC AUTHORITY / NON-RESIDENTIAL MIXED USE

## Other charges

IRWD also charges for setting up new accounts for a property already connected to IRWD's service system and for reconnecting water service after it has been shut off.

Proposed changes to set-up and reconnection fees		
Component	Current rates	Proposed rates beginning Feb. 1, 2022
One-time setup fee for new accounts	\$25.00	\$25.00
Shut-off reconnection fees	\$70.00 - \$95.00	\$50.00 - \$95.00

## Automatic pass-through adjustments and other surcharges

IRWD used its best available information to calculate proposed increases in the cost of imported water IRWD purchases from MWD through MWDOC, the replenishment charges paid to OCWD for pumping groundwater, and the cost for regional treatment of sewage paid to the Orange County Sanitation District (OCSAN). IRWD has no control over the amounts set by regional agencies (MWD, MWDOC, OCWD, OCSAN, SCE, etc.) or penalties, taxes and fees assessed by the state and must pass those costs through to IRWD customers. Should any of the regional agencies or the State of California adopt an additional increase (or decrease) in its charges, taxes, or fees ("pass-through amount"), IRWD may automatically recalculate its rates to include the pass-through amount. If this occurs, the automatic IRWD rate adjustment will not require a public hearing or any additional action by the IRWD Board of Directors. At least 30 days before the effective date of the adjustment, IRWD will provide its customers with notice of the expected adjustment(s), which will generally be calculated as the total projected cost increase divided by the projected annual water consumption or annual total sewage flow as appropriate. This calculation will vary as necessary to reflect IRWD's different service areas and service classes.

If the State Water Resources Control Board (State Board) imposes fines on IRWD because of a violation of a State Board regulation adopted to prevent the waste, unreasonable use, or unreasonable method of use of water or to promote water conservation, to the extent such violations are due to consumption of water in excess of customers' water usage budgets, IRWD may levy a surcharge on the volume of potable water used of up to \$1.57 per hundred cubic feet. If IRWD is fined by the State Board, at least 30 days before implementing a surcharge, IRWD will provide its customers with notice of the surcharge amount(s), which will generally be calculated as the total projected fine divided by the total water use in the Inefficient and Wasteful tiers.

## Water Shortage Contingency Plan (WSCP)

IRWD is required by the California Water Code Section 10632 to prepare and adopt a Water Shortage Contingency Plan (WSCP) as part of its Urban Water Management Plan. The WSCP, adopted by IRWD on June 28, 2021, includes requirements to implement locally appropriate water shortage response actions for six standard water shortage levels. The following are the rates proposed as a potential response action for each water shortage level. These rates are based on the actual cost to provide service to our customers in times of water shortage. For a detailed explanation, please refer to the District's WSCP at [bit.ly/wscp-2021](http://bit.ly/wscp-2021). An overview of the supply shortage response actions considered for each level of water shortage can be found on Page 33, Table 3-3 of the WSCP. Achieving the WSCP reductions for each level will require a broad approach. The table below includes the target potable water use reduction for each level, the minimum water budget provided at each level and the steps necessary to meet the water shortage at each level.

Minimum potable water budgets at each level of water shortage

Water Shortage Contingency Plan level	Target reduction (Midpoint of the level)	Messaging and outreach	Outdoor potable water landscape plant assumption (Includes residential, dedicated irrigation, non-agricultural and CII outdoor)	ET factor	Potable Commercial, Industrial and Institutional (CII) percent indoor reduction	2022 & 2023 projected water shortage (Assuming five consecutive years of drought)
Normal/ non-shortage water budget	0	Water efficiency programs and outreach	40% drought-tolerant plants	.75	0%	No water shortage; 100% reliable



# Irvine Ranch Water District Notice of Proposed Water and Sewer Rate Change

COMMERCIAL / INDUSTRIAL / PUBLIC AUTHORITY / NON-RESIDENTIAL MIXED USE

<b>Level 1 0-10%</b>	5% 2,500 AF	Expanded messaging and targeted outreach	40% drought-tolerant plants	.75	0%	No water shortage; 100% reliable
<b>Level 2 11-20%</b>	15% 7,700 AF	Expanded messaging and targeted outreach	No turf; 100% drought-tolerant plants	.625	0%	No water shortage; 100% reliable
<b>Level 3 21-30%</b>	25% 12,800 AF	Expanded messaging and targeted outreach	No turf; tree health affected; 75% native plants; 25% drought-tolerant plants	.35	0%	No water shortage; 100% reliable
<b>Level 4 31-40%</b>	35% 18,000 AF	Expanded messaging and targeted outreach	No turf; tree health affected; 100% native plants only	.25	10%	No water shortage; 100% reliable
<b>Level 5 41-50%</b>	45% 23,000 AF	Expanded messaging and targeted outreach	No landscape	0	20%	No water shortage; 100% reliable
<b>Level 6 51%+</b>	55% 28,200 AF	Expanded messaging and targeted outreach	No landscape	0	30%	No water shortage; 100% reliable

### How a water shortage could affect rates

If IRWD experiences a water shortage, IRWD may be required to implement water shortage response actions that would include possible water rate increases, due to changes in costs to provide customers with water during a shortage. The water rates at each water shortage level are shown in the following table. The IRWD Board of Directors will consider adopting these rates concurrently with the water and sewer rates discussed above. The water shortage contingency rates would only be charged to potable customers depending on the level and duration of the water shortage as defined in the WSCP, and only when conditions declared by IRWD's Board are met. Customers will receive communication of when these conditions have been met and when the water shortage contingency rates are being charged.

### Proposed potable water shortage contingency rates per CCF beginning February 2022

Rate tiers	Level 1: up to 10% water shortage	Level 2: 11% to 20% water shortage	Level 3: 21% to 30% water shortage	Level 4: 31% to 40% water shortage	Level 5: 41% to 50% water shortage	Level 6: greater than 50% water shortage
Base Rate	\$2.43	\$2.46	\$2.50	\$2.53	\$2.57	\$2.62
Wasteful	\$15.77	\$17.11	\$18.74	\$19.90	\$21.21	\$21.86

For more information regarding how the monthly budget is calculated for each of these rates, please contact customer service at 949-453-5300.

### Public Hearing

Any customer or property owner within the IRWD service area may file a written protest for the proposed rate increases with IRWD by sending a letter to IRWD, P.O. Box 5149, Irvine, CA 92616. A valid protest letter must include your name, the address at which you receive service from IRWD, a statement of protest, and your original signature. Protest letters received by Jan. 24, 2022, will be tabulated and presented to the Board of Directors at a public hearing regarding the rate increase to be held on Jan. 24, 2022, at 5 p.m. in the IRWD Board Room, 15600 Sand Canyon Ave., Irvine, California. Any customer or property owner may appear at the hearing to make comments regarding the proposed rates. Protest letters may be delivered in person and must be received prior to the conclusion of the Jan. 24 public hearing.



# Irvine Ranch Water District Notice of Proposed Water and Sewer Rate Change

COMMERCIAL / INDUSTRIAL / PUBLIC AUTHORITY / NON-RESIDENTIAL MIXED USE

Pursuant to Government Code Section 53759, there is a 120-day statute of limitations for any judicial action or proceeding challenging any new, increased, or extended water and sewer fee or charge.

## **Additional Information**

For more information about IRWD's water efficiency programs and rebates, plus tips on how you can use water more efficiently, visit [IRWD.com](http://IRWD.com). If you have questions, please contact IRWD Customer Service at **949-453-5300**.

DRAFT



Irvine Ranch Water District (IRWD) is a public agency that provides water and sewer service. Our rates are based on the actual cost to provide water and sewer service to our customers and are based on the expenses included in IRWD's budget. The basis for the proposed rates is detailed in the Cost of Service Study, which is available at [IRWD.com/services/proposed-rates](http://IRWD.com/services/proposed-rates). The IRWD Board of Directors adopted a two-year budget on April 26, 2021. **The proposed rates, if adopted, will be effective January 24, 2022, and implemented beginning February 1, 2022.** The increase is due primarily to uncontrollable pass-through cost increases from regional agencies that supply water, regional sewer, or energy services to IRWD, as well as increases in costs associated with continuing to provide the current high level of water and sewer service our customers expect. See below for how the rates are calculated.

A critical IRWD objective is to keep costs, and therefore rates, as low as possible for our customers. Even with the proposed increase, when compared with other agencies providing similar services in Orange County, IRWD's rates are consistently among the lowest.

### First rate increase since July 2019

Rates have not been increased in 2½ years. In recognition of financial challenges facing customers during the first 20 months of the COVID-19 pandemic, the IRWD Board of Directors suspended a previously approved rate increase that was to become effective on July 1, 2020, and deferred a rate increase for costs associated with the new two-year budget approved in April 2021.

### Understanding basic components of your water bill

Your water bill has two basic components: variable water usage charges and service charges.

- **Variable water usage charges:** Variable costs — for water you use outdoors each month. These charges are based on the cost of local and imported water and other costs of providing service that vary based on usage.
- **Service charges:** Fixed costs — to recover the fixed expenses of operating and maintaining IRWD's infrastructure. These monthly fixed costs fluctuate depending on the number of days in a billing cycle.

For customers located at higher elevations, a pumping surcharge is added to the variable water usage charge to cover pumping costs to serve higher elevations.

### Landscape / non-agricultural customers

#### Variable water usage charge

Each customer is assigned a monthly water usage budget. How much you pay for each 100 cubic feet (CCF) of water depends on whether you stay within your water budget. IRWD allocates its lowest-cost water for usage within the monthly water budget. Higher-cost water is used to meet demands of customers who use water above their budgets. For example, groundwater from local wells is the least expensive, while imported water from out of state or Northern California costs the most.

Rates are broken into four tiers. Each tier is assigned a rate based on the actual cost of serving customers within each tier. Cost of service includes both the cost of water based on the source of water and other variable costs as detailed below. The Low Volume and Base rate tiers are for water used within each customer's budget, which is sourced primarily from lower-cost groundwater and reduces the need to import expensive water. The majority of imported water costs are allocated to the Inefficient and Wasteful tiers. Expenses for districtwide water-efficiency programs (districtwide conservation programs) that educate customers on ways to conserve water are not included in the Low Volume rate since customers who remain in this tier do not need this assistance, but those expenses are included in the higher tiers. Additional costs associated with targeted conservation programs, urban runoff treatment, and water banking are paid only by customers with usage in the Inefficient and Wasteful tiers because their higher usage: (i) requires individualized conservation assistance, (ii) leads to urban runoff that requires costly treatment, and (iii) requires greater water reserves through water banking to provide reliable water supplies during a drought or other water shortage. Costs are allocated among those two tiers based on their share of costs to run these programs. IRWD would not need these programs if all customers remained within their individual water budgets.

Proposed potable variable water rates per CCF\* beginning February 2022

Service	Low Volume tier	Base tier	Inefficient tier	Wasteful tier
Total water source cost	\$1.53	\$2.34	\$3.29	\$3.29
Districtwide conservation programs		\$0.08	\$0.08	\$0.08
Conservation programs targeted to over-budget customers, urban runoff costs and water banking costs			\$1.78	\$11.27
Total cost per CCF per tier proposed beginning February 2022	<b>B-14</b> \$1.53	\$2.42	\$5.15	\$14.64



# Irvine Ranch Water District Notice of Proposed Water Rate Change

LANDSCAPE / AGRICULTURAL

Current rates	\$1.47	\$2.00	\$4.86	\$13.63
Change	\$0.06	\$0.42	\$0.29	\$1.01

\* 1 CCF = 748 gallons

## Summary of proposed potable variable water rates beginning February 2022

Tier	Percentage of monthly water budget for landscape/non-ag customers	Current rates per CCF	Proposed rates per CCF beginning Feb. 1, 2022
Low Volume	0-40%	\$1.47	\$1.53
Base Rate	41-100%	\$2.00	\$2.42
Inefficient	101-140%	\$4.86	\$5.15
Wasteful	141%+	\$13.63	\$14.64

## Summary of proposed recycled variable water rates beginning February 2022

Tier	Percentage of monthly water budget for landscape/non-ag customers	Current rates per CCF	Proposed rates per CCF beginning Feb. 1, 2022
Low Volume	0-40%	\$1.19	\$1.23
Base Rate	41-100%	\$1.57	\$2.16
Inefficient	101-140%	\$3.15	\$4.03
Wasteful	141%+	\$6.62	\$7.20

### How water budgets for potable landscape and recycled water customers (non-agricultural) are calculated

Your monthly water usage budget is based on your irrigated landscape area and represents an efficient volume of water to meet your individualized water needs.

- Potable landscape water budget:** is calculated for your property using actual data from local weather stations. We multiply your irrigated landscape area (in acres) x evapotranspiration (ET) x 0.75 ET factor (assumes that your landscape is 60% warm-season turf and includes 20% additional water to account for inefficiency in your irrigation system) x 36.3 conversion factor to convert acre inches to CCF.

- ✓ CCF is the basic measurement of water use. One CCF equals 100 cubic feet of water – about 748 gallons.
- ✓ **Evapotranspiration or ET** is a measure of actual daily plant water loss.
- ✓ **ET factor** adjusts for the plants in your landscape and provides an allowance for inefficiency in your irrigation system.



- Recycled (non-agricultural) water budget:** is calculated for your property using actual data from local weather stations. We multiply your irrigated landscape area (in acres) x evapotranspiration x 0.87 ET factor (assumes that 100% of your landscape is warm-season turf and it includes 25% additional water to account for inefficiency in your irrigation system) x 36.3 conversion factor to convert acre inches to CCF.



### Water fixed service charges

In addition to the variable water usage charges that you control based on the amount of water you use, your bill contains fixed charges for water service. Fixed water service charges are based on the size of your water meter providing water flow to your property. These charges are assessed whether or not you use water that month and may increase or decrease based on the number of days in the billing period. The monthly fixed service charges cover IRWD's cost of operations, maintenance, and infrastructure, and do not change based on the amount of a customer's monthly water use. Monthly service charges are based on a 30-day calendar month so billing cycles that are longer or shorter than 30 days are billed based on the



proportional number of days. The fixed charge includes an amount set aside for the future inevitable repair and replacement of infrastructure such as pipes, pumping stations, and treatment facilities. This way, IRWD can avoid significant one-time rate spikes when the repairs and replacements are made. These charges are not used to pay for facilities that extend service to new development.

**Proposed water service fixed monthly charges for system operation and maintenance**

Meter size	Current meter rates	Proposed rates beginning Feb. 1, 2022
5/8" by 3/4" Disc	\$10.35	\$10.75
3/4" Disc	\$15.65	\$16.15
1" Disc	\$26.05	\$26.90
1 1/2" Disc	\$52.00	\$64.50
2" Disc	\$83.20	\$86.00
2" Turbo	\$109.25	\$134.40
3" Turbo	\$249.65	\$349.40
4" Turbo	\$520.10	\$671.90
6" Turbo	\$1,040.25	\$1,343.75
8" Turbo	\$1,820.40	\$2,526.25
10" Turbo	\$2,184.45	\$3,762.50
6" Magnetic Meter	\$1,454.75	\$1,503.40
8" Magnetic Meter	\$2,587.00	\$2,673.55
6" Propeller	\$702.15	\$483.75
8" Propeller	\$936.20	\$645.00
10" Propeller	\$1,248.25	\$860.00
12" or 14" Propeller	\$1,755.40	\$1,182.50
16", 18", or 20" Propeller	\$1,755.40	\$2,042.50
4" Omni F2	\$520.10	\$537.50
6" Omni F2	\$1,454.75	\$1,075.00
8" Omni F2	\$2,587.00	\$2,526.25
1 1/2" Single Jet	\$52.00	\$53.75
2" Single Jet	\$83.20	\$86.00
6" Single Jet	\$520.10	\$537.50

The current amount for your meter size appears on your bill. Potable customers who remain in the Low Volume tier for most of the year will have a larger percentage of their bill made up of the fixed charge. Customers who remain in the Low Volume tier for nine out of 12 months of the prior calendar year will receive a \$2.00 credit per month, which will be itemized on each bill. New customers do not receive this credit unless they have been with the District for a full calendar year.

**Agricultural customers**

**Water charges**

Agricultural water use charges are billed monthly based on the actual volume of water used. Because agricultural water use is highly variable month-to-month and year-to-year (e.g., based on cropping patterns) it is billed based on actual usage rather than a water budget. The water rate for agricultural customers incorporates both the variable and fixed charge components.

**Proposed changes to agricultural water rates**

Tier	Current rate per CCF	Proposed rate beginning Feb. 1, 2022
Potable	\$2.77	\$3.25
Recycled	\$1.64	\$1.70
Untreated	\$1.80	\$1.91

**All customers**

**Why did the cost of water service increase?**

The main reasons for the change include uncontrollable cost increases attributed to:

- Pass-through charges (5.7% increase) from Orange County Water District (OCWD) for pumping local groundwater, which is still the lowest-cost water.
- Pass-through charges from Metropolitan Water District of Southern California (MWD) for imported water purchased through the regional wholesaler, the Municipal Water District of Orange County (MWDOC) (4.6% increase).
- Pass-through charges from Southern California Edison (SCE) for electricity used in IRWD service operations (10% increase).





- Increases in costs associated with continuing to provide the current high level of water service our customers expect, including costs associated with repairs and maintenance related to maintaining the existing infrastructure (11.8% increase).

In recognition of financial challenges facing customers during the first 20 months of the COVID-19 pandemic, the IRWD Board of Directors suspended a rate increase that was to become effective on July 1, 2020, and deferred a rate increase for costs associated with the adoption of the new two-year budget in April 2021. IRWD is now increasing rates that are based on the current cost of providing water service.

### Pumping surcharges

A pumping surcharge will be added to the variable water usage charge for customers who are located at higher elevations and cause the District to incur additional pumping costs to supply their water. The surcharge is based on the actual prevailing energy costs and varies depending upon the elevation of the area served. If you live in an area affected by a pumping surcharge, the charge is itemized on your monthly bill. Please visit the IRWD website at [IRWD.com/services/proposed-rates](http://IRWD.com/services/proposed-rates) to see charges by area.

Proposed changes to pumping surcharges		
Component	Current rates (rates vary by pumping surcharge area)	Proposed rates beginning Feb. 1, 2022 (rates vary by pumping surcharge area)
Potable	\$0.25 to \$0.68/CCF	\$0.33 to \$0.79/CCF
Recycled	\$0.13 to \$0.43/CCF	\$0.14 to \$0.47/CCF

### Other charges

IRWD also charges for setting up new accounts for a property already connected to IRWD's service system and for reconnecting water service that has been shutoff.

Proposed changes to fees to set up service account and reconnect service after a shut-off		
Component	Current rates	Proposed rates beginning Feb. 1, 2022
One-time setup fee for new accounts	\$25.00	\$25.00
Shut-off reconnection fees	\$70.00 - \$95.00	\$50.00 - \$95.00

### Monthly water budgets and rate calculator available on IRWD.com

For more information about the rate tiers, the types of usage that determine the monthly water budget, how the monthly water budget is calculated, and to use the IRWD budget-based-rate calculator, please visit the IRWD website at [IRWD.com/services/proposed-rates](http://IRWD.com/services/proposed-rates). The calculator shows how staying within your monthly water budget or exceeding it will affect your monthly bill.

### Automatic pass-through adjustments and other surcharges

IRWD used its best available information to calculate proposed increases in the cost of imported water IRWD purchases from MWD through MWDOC, the replenishment charges paid to OCWD for pumping groundwater, and the cost for regional treatment of sewage paid to the Orange County Sanitation District (OCSAN). IRWD has no control over the charges set by regional agencies (MWD, MWDOC, OCWD, OCSAN, SCE, etc.) or penalties, taxes and fees assessed by the state, and must pass those costs through to IRWD customers. Should any of the regional agencies or the State of California adopt an additional increase (or decrease) in its charges, taxes, or fees ("pass-through amount"), IRWD may automatically recalculate its rates to include the pass-through amount. If this occurs, the automatic IRWD rate adjustment will not require a public hearing or any additional action by the IRWD Board of Directors. At least 30 days before the effective date of the adjustment, IRWD will provide its customers with notice of the expected adjustment(s), which will generally be calculated as the total projected cost increase divided by the projected annual water consumption or annual total sewage flow as appropriate. This calculation will vary as necessary to reflect IRWD's different service areas and service classes.

If the State Water Resources Control Board (State Board) imposes fines on IRWD because of a violation of a State Board regulation adopted to prevent the waste, unreasonable use, or unreasonable method of use of water or to promote water conservation, to the extent such violations are due to consumption of water in excess of customers' water usage budgets, IRWD may levy a surcharge on the volume of water used of up to \$1.57 per hundred cubic feet. If IRWD is fined by the State Board, at least 30 days before implementing a surcharge, IRWD will provide its customers with notice of the surcharge amount(s), which will generally be calculated as the total projected fine divided by the total water used in the Inefficient and Wasteful tiers.

### Water Shortage Contingency Plan (WSCP)

IRWD is required by the California Water Code Section 10632 to prepare and adopt a Water Shortage Contingency Plan (WSCP) as part of its Urban Water Management Plan. The WSCP, adopted by IRWD on June 21, 2021, includes requirements to implement locally appropriate water



shortage response actions for six standard water shortage levels. The following are the rates proposed as a potential response action for each water shortage level. These rates are based on the actual cost to provide service to our customers in times of water shortage. For a detailed explanation, please refer to the District's WSCP at [bit.ly/wscp-2021](http://bit.ly/wscp-2021). An overview of the supply shortage response actions considered for each level of water shortage can be found on Page 33, Table 3-3 of the WSCP. Achieving the WSCP reductions for each level will require a broad approach. The table below includes the target potable water use reduction for each level, the minimum water budget provided at each level and the steps necessary to meet the water shortage at each level.

For more information regarding how the monthly water budget is calculated for each of these rates, and to use a WSCP budget-based-rate calculator, visit [IRWD.com/wscp-rates](http://IRWD.com/wscp-rates).

Minimum potable water budgets at each level of water shortage

Water Shortage Contingency Plan level	Target potable reduction (Midpoint of the level)	Messaging and outreach	Outdoor potable water landscape plant assumption (Includes residential, dedicated irrigation, non-agricultural and CII outdoor)	ET factor	2022 & 2023 projected water shortage (Assuming five consecutive years of drought)
Normal/ non-shortage water budget	0	Water efficiency programs and outreach	40% drought-tolerant plants	.75	No water shortage; 100% reliable
Level 1 0-10%	5% 2,500 AF	Expanded messaging and targeted outreach	40% drought-tolerant plants	.75	No water shortage; 100% reliable
Level 2 11-20%	15% 7,700 AF	Expanded messaging and targeted outreach	No turf; 100% drought-tolerant plants	.625	No water shortage; 100% reliable
Level 3 21-30%	25% 12,800 AF	Expanded messaging and targeted outreach	No turf; tree health affected; 75% native plants; 25% drought-tolerant plants	.35	No water shortage; 100% reliable
Level 4 31-40%	35% 18,000 AF	Expanded messaging and targeted outreach	No turf; tree health affected; 100% native plants only	.25	No water shortage; 100% reliable
Level 5 41-50%	45% 23,000 AF	Expanded messaging and targeted outreach	No landscape	0	No water shortage; 100% reliable
Level 6 51%+	55% 28,200 AF	Expanded messaging and targeted outreach	No landscape	0	No water shortage; 100% reliable



### How a water shortage could affect rates

If IRWD experiences a water shortage, IRWD may be required to implement water shortage response actions that would include possible water rate increases, due to changes in costs to provide customers with water during a shortage. The water rates at each water shortage level are shown in the following table. The IRWD Board of Directors will consider adopting these rates concurrently with the water and sewer rates discussed above. The water shortage contingency rates would only be charged to customers depending on the level and duration of the water shortage as defined in the WSCP, and only when conditions declared by IRWD's Board are met. Customers will receive communication of when these conditions have been met and when the water shortage contingency rates are being charged.

Proposed potable water shortage contingency rates per CCF beginning February 2022

Rate tiers	Level 1: up to 10% water shortage	Level 2: 11% to 20% water shortage	Level 3: 21% to 30% water shortage	Level 4: 31% to 40% water shortage	Level 5: 41% to 50% water shortage	Level 6: greater than 50% water shortage
Low Volume	\$1.53	\$1.53	\$1.53	\$1.55	\$1.57	\$1.60
Base Rate	\$2.43	\$2.46	\$2.50	\$2.53	\$2.57	\$2.62
Inefficient	\$5.45	\$5.86	\$6.34	\$6.91	\$7.40	\$7.71
Wasteful	\$15.77	\$17.11	\$18.74	\$19.90	\$21.21	\$21.86

### Public hearing

Any customer or property owner within the IRWD service area may file a written protest for the proposed rate increases with IRWD by sending a letter to IRWD, P.O. Box 5149, Irvine, CA 92616. A valid protest letter must include your name, the address at which you receive service from IRWD, a statement of protest, and your original signature. Protest letters received by Jan. 24, 2022, will be tabulated and presented to the Board of Directors at a public hearing regarding the rate increase to be held on Jan. 24, 2022, at 5 p.m. in the IRWD Board Room, 15600 Sand Canyon Ave., Irvine, California. Any customer or property owner may appear at the hearing to make comments regarding the proposed rates. Protest letters may be delivered in person and must be received prior to the conclusion of the Jan. 24 public hearing.

Pursuant to Government Code Section 53759, there is a 120-day statute of limitations for any judicial action or proceeding challenging any new, increased, or extended water and sewer fee or charge.

### Additional information

For more information about IRWD's water efficiency programs and rebates, plus tips on how you can use water more efficiently, visit [IRWD.com](http://IRWD.com). If you have questions, please contact IRWD Customer Service at 949-453-5300.



Irvine Ranch Water District (IRWD) is a public agency that provides water and sewer service. IRWD provides sewer service to the Newport/North area. Our sewer rates are based on the actual cost to provide sewer service to our customers and are based on the expenses included in IRWD's budget. The basis for the proposed rates is detailed in the Cost of Service Study, which is available at [IRWD.com/services/proposed-rates](http://IRWD.com/services/proposed-rates). The IRWD Board of Directors adopted a two-year budget on April 26, 2021. **The proposed rates, if adopted, will be effective January 24, 2022, and implemented beginning February 1, 2022.** The increase in sewer service rates is due primarily to uncontrollable pass-through cost increases from regional agencies that supply regional sewer or energy services to IRWD, as well as increases in costs associated with continuing to provide the current high level of sewer service our customers expect. See below for how the rates are calculated.

A critical IRWD objective is to keep costs, and therefore rates, as low as possible for our customers. Even with the proposed increase, when compared with other agencies providing similar services in Orange County, IRWD's rates are consistently among the lowest.

### First rate increase since July 2019

Rates have not been increased in 2½ years. In recognition of financial challenges facing customers during the first 20 months of the COVID-19 pandemic, the IRWD Board of Directors suspended a previously approved rate increase that was to become effective on July 1, 2020, and deferred a rate increase for costs associated with the new two-year budget approved in April 2021.

### Sewer fixed service charges

Monthly service charges are fixed charges that cover IRWD's cost of operations, maintenance, and infrastructure, and do not change based on the amount of a customer's monthly sewer use. Monthly service charges are based on a 30-day calendar month, so billing cycles that are longer or shorter than 30 days are billed based on the proportional number of days. The fixed charge includes an amount set aside for the future inevitable repair and replacement of infrastructure such as pipes, pumping stations, and treatment facilities. This way, IRWD can avoid significant one-time rate spikes when the repairs and replacements are made. These charges are not used to pay for facilities that extend service to new development.

### Proposed sewer service fixed monthly charges for system operation and maintenance

Usage	Current monthly rates	Proposed rates beginning Feb. 1, 2022
Single family homes, townhouses & condominiums	\$26.10	\$29.75
Apartments	\$19.55	\$20.45

### Automatic pass-through adjustments and other surcharges

IRWD used its best available information to calculate proposed increases in the cost of regional treatment of sewage paid to the Orange County Sanitation District (OCSAN). IRWD has no control over the amounts set by regional agencies (OCSAN, Southern California Edison, etc.) or penalties, taxes and fees assessed by the state and must pass those costs through to IRWD customers. Should any of the regional agencies or the State of California adopt an additional increase (or decrease) in its charges, taxes, or fees ("pass-through amount"), IRWD may automatically recalculate its rates to include the pass-through amount. If this occurs, the automatic IRWD rate adjustment will not require a public hearing or any additional action by the IRWD Board of Directors. At least 30 days before the effective date of the adjustment, IRWD will provide its customers with notice of the expected adjustment(s), which will generally be calculated as the total projected cost increase divided by the projected annual total sewage flow as appropriate. This calculation will vary as necessary to reflect IRWD's different service areas and service classes.

### Public hearing

Any customer or property owner within the IRWD service area may file a written protest for the proposed rate increases with IRWD by sending a letter to IRWD, P.O. Box 5149, Irvine, CA 92616. A valid protest letter must include your name, the address at which you receive service from IRWD, a statement of protest, and your original signature. Protest letters received by Jan. 24, 2022, will be tabulated and presented to the Board of Directors at a public hearing regarding the rate increase to be held on Jan. 24, 2022, at 5 p.m. in the IRWD Board Room, 15600 Sand Canyon Ave., Irvine, California. Any customer or property owner may appear at the hearing to make comments regarding the proposed rates. Protest letters may be delivered in person and must be received prior to the conclusion of the Jan. 24 public hearing.

Pursuant to Government Code Section 53759, there is a 120-day statute of limitations for any judicial action or proceeding challenging any new, increased, or extended sewer fee or charge.

### Additional Information

For more information about IRWD's water efficiency programs and rebates, plus tips on how you can use water more efficiently, visit [IRWD.com](http://IRWD.com). If you have questions, please contact IRWD Customer Service at 949-453-5300.

ITEM NO. 15

EXHIBIT “C”

DRAFT 2021 COST OF SERVICE STUDY

Available at the following link  
(due to size capacities)

[Cost of Service Study.pdf](#)

or

<https://irwd.com/2021costofservicestudy>

This page is intentionally blank.